

*The City of* Plantation

**TODAY & TOMORROW**  
LAYING THE FOUNDATION FOR THE FUTURE

**2013**  
**Fiscal Year**  
**BUDGET**



**CITY OF PLANTATION  
FLORIDA**

**Mayor**

Diane Veltri Bendekovic

**City Council**

Peter S. Tingom, President

Dr. Robert A. Levy, President Pro Tem

Sharon E. Moody

Ron Jacobs

Lynn Stoner

**City Administration**

Gary Shimun	Chief Administrative Officer
Herbert Herriman	Financial Services, Director
Susan Slattery	City Clerk
Robert Castro	Information Technology, Director
Margie Moale	Human Resources, Director
Laurence Leeds	Planning, Zoning & Economic Dev., Director
Danny Ezzeddine	Design, Landscape & Construction Mgmt, Director
Howard Harrison	Police Chief
Joseph Harris	Fire Chief
Jeff Sabouri	Building, Director
Brett Butler	City Engineer
Frank DeCelles	Public Works, Director
James Romano	Parks and Recreation, Director
Hank Breitenkam	Utilities, Director
Monika Knapp	Library, Director

## CITY OF PLANTATION, FLORIDA TABLE OF CONTENTS

### Introduction:

Mayor's Budget Message.....	1
City Organizational Chart.....	6
Map of the City of Plantation.....	7
Budget Process.....	8
Fund Structure.....	11
Budget Policies.....	16
Budget Overview.....	17
At a glance.....	25
City of Plantation History.....	26
Truth-In-Millage Advertisement.....	27

### Budget Summary-All Funds:

All Funds Summary - Multi-year Comparison.....	28
Major Revenue Sources and Trends.....	29
Expenditures Summary and Trends.....	33
Multi-year Comparison of Budgeted Positions by Dept.....	36
Salary & Wages and Personnel Summary.....	38
Capital Item Detail.....	39
General Fund Budget Statement Summary.....	40
General Fund Budget Statement-All Departments.....	41
General Fund Revenue.....	42

### General Services Departments:

Office of Mayor/Administration.....	46
City Clerk.....	52
Municipal Elections.....	56
Financial Services.....	58
Financial Services - Purchasing .....	63
Information Technology.....	68
Human Resources.....	73
Planning, Zoning and Development Services.....	78
Economic Development.....	82
Design, Landscape and Construction Management.....	85
Risk Management.....	90
Central Services - Crafts.....	95
Central Services - Facilities Maintenance.....	99
Other General Government.....	104

### Protective Services Departments:

Police.....	110
Fire.....	119
Building.....	126

### Transportation & Environmental Svcs Departments:

Engineering.....	132
Stormwater Drainage.....	137
Public Works.....	139
Resource Recovery.....	145
Landscaping.....	149

### Recreational & Cultural Services Departments:

Library.....	153
Historical Museum.....	157
Parks and Recreation.....	161
Parks and Recreation - Tennis.....	171
Parks and Recreation - Aquatics.....	176
Parks and Recreation - Equestrian.....	181

### General Fund Non-Operating.....

### Special Revenue Funds:

Combined Budget Statement.....	187
Neighborhood Stabilization Program 3.....	188
Neighborhood Stabilization Program.....	189
Library Board.....	190
Community Redevelopment Agency.....	191
Road and Traffic Control.....	196
State Housing Initiative Program.....	203
Community Development Block Grant.....	205
State Forfeitures.....	210
Federal Forfeitures.....	211

### Debt Service Funds:

Combined Budget Statement.....	212
2003 Bond Sinking.....	213
2003 Bond Reserve.....	214
2005 Community Redev Agency Note.....	215
Acres IV Note.....	216
2005 Community Redev Agency Escrow.....	217

### Capital Project Funds:

Combined Budget Statement.....	218
Community Redev Agency Designated Capital Improvements....	219
Designated Capital Improvements and Reserves.....	220
2003 Bond Construction.....	223

### Enterprise Funds:

Fire/Rescue.....	224
Golf Course.....	232
Utilities.....	246

### Pension Trust Funds:

Combined Budget Statement.....	275
General Employees Retirement.....	276
Volunteer Firefighter Retirement.....	277

### Other Special Funds:

Combined Budget Statement.....	278
Midtown Development District.....	279
Midtown Development District Construction.....	282
Plantation Gateway Development District.....	283
Plantation Gateway Development District Construction.....	284

### Pooled Investments.....

### Appendix

5 Yr Capital Improvement Plan (CIP).....	288
Goals and Objectives.....	308



September 20, 2012

Dear Council Members:

The Proposed Fiscal Year 2013 Operating and Capital Budget for the City of Plantation is hereby submitted. The Fiscal Year 2013 adopted budget is \$177,927,134 for all funds; a decrease of 9.5% compared to the original Fiscal Year 2012 Budget of \$196,586,744.

While this year the City was fortunate to have experienced a negligible increase in gross taxable value, we faced a difficult fiscal environment with a budget gap of \$10.1 million. This deficit has been growing over the last several years as the City reached into reserves to make ends meet in order to help our residents through the toughest years of the recession. With reserves at an all-time low and the large projected deficit, I presented to you during our first two budget meetings several options for increasing revenues, initiating new revenue streams, and reducing expenditures. It is through a combination of these revenue enhancements and expenditure cuts that I am able to present to you a balanced budget for Fiscal Year 2013.

According to the Broward County Property Appraiser's Office, the City of Plantation has experienced a 2.2% increase in gross taxable value; \$6,775,548,601 as of July 3, 2012 compared to the adjusted taxable value of \$6,628,655,060 for the prior year. Based on the adopted millage rate of 5.6142 for Fiscal Year 2013, approximately \$36,667,714 will be generated in property tax revenue compared to \$29,677,628 for Fiscal Year 2012 with an adopted millage rate of 4.6142. Of note, from Fiscal Year 2008, the City's peak year in gross taxable value, to 2011 the City's taxable value fell by 24.0%. Even with a 1.0 mil increase, the City of Plantation continues to be in the lowest percentile for millage rates.

To date, in Fiscal Year 2012, 104 certificates of occupancy have been issued; the effect of these issuances on the taxable value will begin to be realized in the Fiscal Year 2014 taxable value.

In general, all revenue sources have been affected negatively by the continued economic recession. State-shared revenues such as the Communications Service Tax have been reduced. In addition, consumer spending still has not returned which affects the municipal sales tax revenue shared with the State.

Despite the current economic environment, the City intends to maintain the level of service that Plantation residents expect. This means that quality services will continue to be provided in a productive and efficient manner at the lowest possible costs.

While we were able to achieve a balanced budget using only a nominal amount of reserves, there are a number of challenges expected in coming years. For example, the cost of doing business continues to increase and the city's capital assets must be maintained.

The initial General Fund budget gap for Fiscal Year 2013 was an estimated \$10.1 million. Staff was asked to evaluate and provide recommendations to allow for reducing the projected deficit. A number of initiatives were implemented.

### ***Consolidation/Reorganization of Positions***

Leading up to the two budget meetings held on June 14 and July 10, the City reviewed vacant positions in order to improve overall efficiencies. Based on this review, 14 vacant positions were eliminated for Fiscal Year 2013 and the deficit was reduced to \$9.3 million. After the August 23 Budget Workshop, an additional 11 full time positions were eliminated from the budget resulting in 8 layoffs and 3 positions reduced to part time or less and an additional savings of \$1 million. Programs and services performed through these positions will either be eliminated or contracted out. Through the strategic planning initiative beginning this year, departments will continue to analyze their programs and services and look for efficiencies through process improvement and interdepartmental coordination.

### ***Revenue Initiatives***

For the past four years, the City has used approximately \$10 million in reserves to help balance the budget. Reserves are no longer available and, as such, the City must identify potential sources of revenue to make up the deficit.

Outside the General Fund, the City has departments that generate revenue and should be self-sufficient. Included in these other funds are proprietary funds such as Water and Wastewater, Fire/Rescue, and Golf and special district funds; Plantation Midtown and Plantation Gateway. These funds should be paying their fair share to the General Fund for services rendered by other City support departments such as processing payroll, managing benefits and maintaining buildings and grounds. Based on a cost allocation study conducted by the City, charges can be assessed for these services. This year, these charges were assessed to the Golf Fund, Fire/Rescue Fund, CRA fund and Special District Funds, in addition to Water and Wastewater who has always paid their fair share. Also, public works costs were adjusted to reflect the true costs of providing services and were

charged accordingly. Also, both the General Employee and Fire Pension Funds will commit funds for City resources used to manage the pension trusts.

In addition to recouping the costs from these funds, the City will recover the full cost associated with services provided by the Planning and Zoning, Building, Landscape, Engineering, Parks and Recreation and Finance Departments. Based on surveys of neighboring municipalities, it was determined that the City is far below the average in charges for services such as building permits, lien searches and plan reviews. These departments will be presenting revised fee schedules for Council review and action. Bringing these charges in line with the true cost of providing the services will generate approximately \$525,000 in additional revenue for these departments combined.

The City also plans to sell a parcel of land in Middle Acres Park for projected one-time revenue of \$930,180. While these funds helped to close the budget gap, they are a one-time revenue source and will have to be compensated for in next year's budget.

The City of Plantation currently assesses Parks and Recreation impact fees to new residential development projects. Impact fees are charges which are assessed against new development to cover the cost of providing capital facilities that are required to provide a defined level of service. In consideration of new growth and to minimize the extent to which current residents must bear the cost of new development, the adopted budget includes the implementation of public safety (police and fire) impact fees. The implementation of a public safety impact fee schedule will require Council approval this fiscal year in order to realize the projected revenues of \$100,000 for Fiscal Year 2013. This would be an ongoing revenue stream and would offset the burden on current residents as we continue to develop the City.

### ***Expenditure Initiatives***

In addition to the elimination of the 25 full time and 3 part time positions, departments were asked to scrutinize their budgets for additional expenditure cuts. Savings were realized in areas such as contracts, consultants, and legal fees; in addition, much needed capital improvements were postponed yet another year to close the budget gap. Increases in expenditures are due to a variety of reasons. For example, pension and healthcare benefits expenses are expected to increase by \$2.2 million.

In order to reduce payroll related expenses, no raises and/or step increases for any employees, General and FOP members, are included in the budget. Without these reductions, the budget deficit would be much greater than the initial projection of \$10.1 million. To further cut payroll expenses, during the week of Thanksgiving all employees excluding FOP members will receive a 3-day unpaid furlough. City Hall will be closed for the entire week due to this furlough. In addition, all employees will contribute an

additional 2 percent (total of 6%) to the cost of medical benefits for their dependents and changes will be made to benefits packages offered to new employees hired by the City. Currently, the FOP union contract is in negotiations and while further savings may be realized, it would be presumptuous to include them in the proposed budget.

With major reductions in personnel, the City will endeavor to provide the level of service that our residents expect; this will be achieved by contracting out for services, for example in the areas of public relations, including management of the City's website, and by redistribution of tasks such as economic development initiatives. There will be minor changes to hours of operation within the Parks and Recreation Department including shortened hours for the City pool, the closing or reduced hours of certain City facilities and closing of parks on holidays.

### ***General Fund***

The General Fund is the largest fund. By definition, all services not specifically funded by other sources, such as the Water and Wastewater Fund and the Golf Fund, are funded by the General Fund. The General Fund is the City's primary operating fund, and, as such, it supports services such as City Council, Administration, Human Resources, Financial Services, Parks and Recreation, Public Works and Planning and Zoning. The General Fund also is responsible for major fund transfers including the annual transfer to the Fire/Rescue Fund on behalf of the City.

The Fiscal Year 2013 General Fund Budget totals \$85,103,357, an increase of \$3,962,116, or 4.8% compared to the FY 2012 Original Budget. This increase is due in part to increased medical insurance premiums as a result of 8 catastrophic events last year, increased pension costs, and other personnel costs.

### ***Other Funds***

City services such as water and wastewater services, fire/rescue services and golf course operations are budgeted within other funds and are significant to the overall operations of the City.

### ***Fire/Rescue***

The purpose of the Fire/Rescue Services Fund is to provide paramedic and EMT services to the residents of Plantation. The Fire/Rescue Fund is supported by the General Fund with this year's appropriation totaling \$5.5 million. Nearly \$13 million in capital expenses are needed and were requested for the operations of Fire/Rescue. All of these expenses were deferred. A fire assessment fee could be used to finance these capital costs.

### *Golf Course*

The Golf Course Fund provides for the financial activities associated with the Plantation Preserve Golf Course and Club. The City contracts with Guidant Management for the everyday operations of the course. The Plantation Preserve has maintained good financial health since its inception in 2005-06.

### *Water/Wastewater*

The purpose of the Water and Wastewater Service Funds is to provide water and wastewater management services to the citizens of the City's water district. For Fiscal Year 2013, these funds total \$47,676,287 a decrease of \$14.3 million or 23% compared to the Fiscal Year 2012 adopted budget. This decrease is due largely to reductions in capital expenditures as compared to last year. Recently, a consultant was hired to forecast the costs of maintaining and enhancing the water and wastewater facilities and the revenues required to keep pace with the annual growth rate. The consultant's recommendations will be forthcoming.

### ***Summary***

I would like to thank the members of City Council for their leadership in making the tough decisions presented this budget year. In addition, I would like to thank our Department Directors and employees for their efforts in providing input and for their high level of commitment to providing quality services to our residents with fewer resources to accomplish their tasks.

I am confident that the decisions we make today are laying the foundation for a fiscally sound and sustainable future for the City of Plantation.

Sincerely,

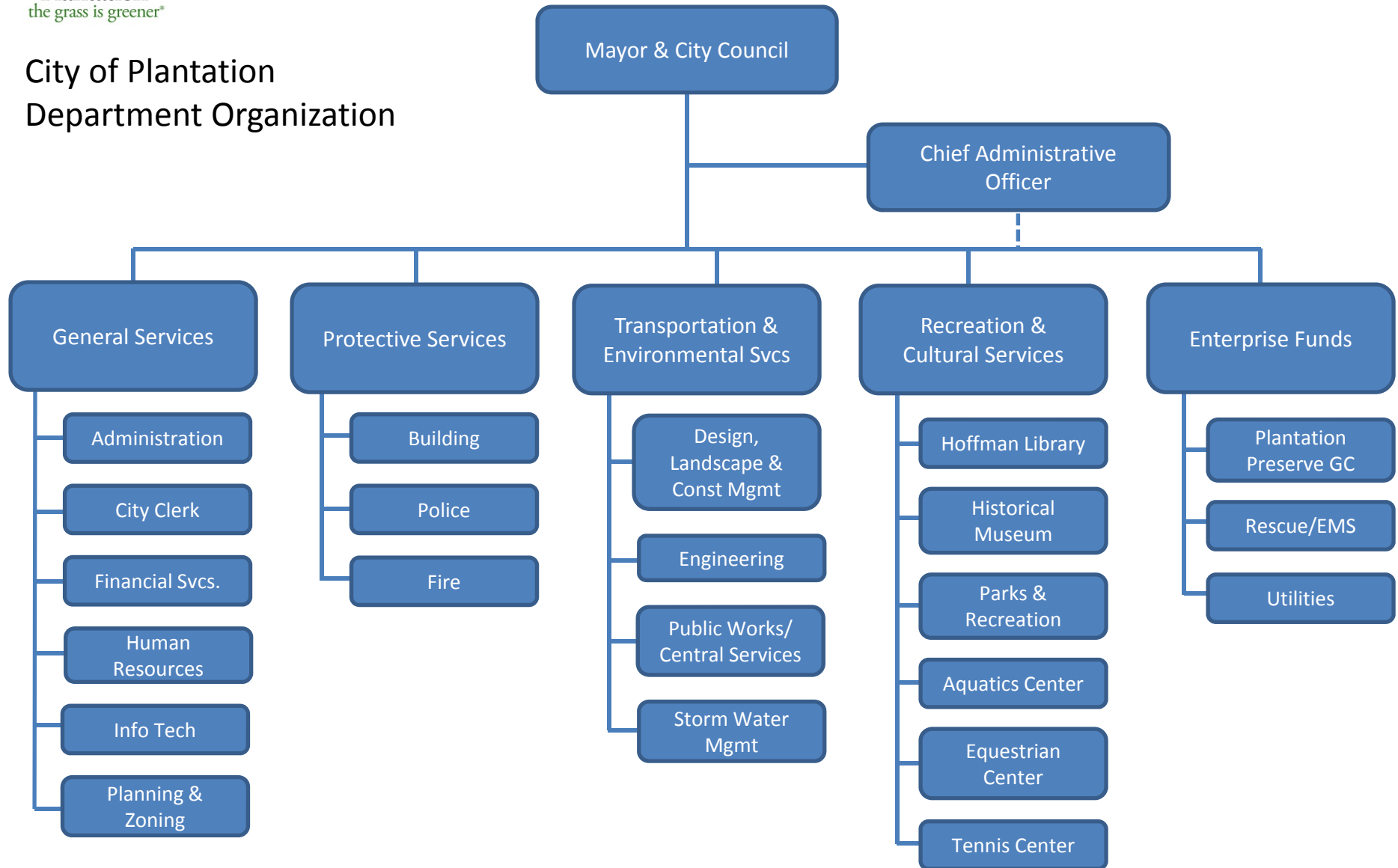


Mayor Diane Veltri Bendekovic





# City of Plantation Department Organization







## BUDGET PROCESS

The annual budgeting process starts in early March when the Budget Office estimates revenues for the next fiscal year and drafts the budget calendar and budget instructions. At that time, the Chief Administrative Officer and Mayor also provide direction on budget priorities. The Budget Office drafts budgets for City-wide costs, such as fuel, electric, and water, and with the cooperation of the Human Resources Department, prepares payroll and benefits projections.

The Budget Office and the Chief Administrative Officer provide the departments with an overview of the budget picture and discuss the budget guidelines for the year. Departments are given the budget calendar, written budget instructions, payroll estimates and other cost estimates. Training is also provided on budget entry into the City's budget module.

Each department then prepares and submits its detailed proposed budget with adequate supporting materials, comprised of the following elements:

- Revenue and expenditure projections by program/division and line item;
- Organizational Chart;
- Fleet related requests;
- Capital requests;
- Position related requests; and
- Education, training and travel requests.

In May, the requested budgets are reviewed by the Budget Office for accuracy, completeness and form, and a budget package is prepared for the Chief Administrative Officer. Department Directors then meet individually with the Chief Administrative Officer and the Budget Office to discuss their proposed budget. Per the Chief Administrative Officer's direction, the Budget Office revises the budget as necessary.

In June, Plantation City Council conducts its first budget workshop. In July, it approves the proposed millage rate and the preliminary assessment rates for any non-ad valorem assessments that will appear on the Truth in Millage (TRIM) Notice. The TRIM Notice is

mailed to all property owners in August to inform them of the proposed tax rates, tax amounts, and budget hearing dates related to their property.

In preparation for the second Budget Workshop, the draft operating budget is prepared and distributed to the Mayor and City Council in early August. Following the August workshop, the budget is updated per Council's programmatic direction and to incorporate all other necessary revisions to the projected revenues and expenditures.

### ***Adopting the Budget***

By Florida Statute, the City must adopt its millage rate and operating budget for the fiscal year after holding two public hearings during the month of September. The first of these hearings is advertised to property owners via the TRIM notice. The second hearing and the tentative budget are advertised in the newspaper 2 to 5 days before the hearing. The budget becomes effective on October 1.

### ***Amending the Adopted Budget***

The City's Charter and State law allow changes to the adopted budget at any time throughout the fiscal year and up to 60 days after fiscal year end (F.L. Statutes 166.241(4)). These changes include budget transfers, which reallocate already appropriated dollars within the same fund without increasing or decreasing the fund's total budget, and budget amendments, which increase or decrease the total budget of a fund.

### ***Budget Monitoring***

The budget is monitored monthly by the Financial Services Department and the Budget Office to track variances between the actual and budgeted amounts, to identify trends, and to estimate end-of-year results. Monthly financial reports are distributed to all departments, the Mayor, and the Chief Administrative Officer. Departments may be required to submit budget transfer or amendment requests to accommodate significant variances.

In addition to monthly analysis, the Budget Office monitors the budget on a near daily basis. Such activities involve position control, reviewing all payments for sufficient budget and documentation, monitoring requests to fill vacant positions, and tracking Council meeting agenda for items with budget impacts.

### ***Capital Budget Process***

The Capital Improvement Plan (CIP) is organized by the Budget Office. Capital expenditures include money spent to acquire, construct or upgrade capital assets such as buildings, infrastructure, machinery/equipment and land. Each year, Department Directors

submit plans and cost estimates for necessary capital improvements, which are combined to form the Five-Year Capital Improvement Plan (CIP). Funding sources for each project must be identified, and departments also must identify the ongoing operating budget impact of their projects.

The total dollar amount budgeted for capital expenditures in the Annual Budget may be found for all funds in the summary tables for capital expenses. More specifically, they can be found by individual account in the appropriations data provided at the fund/department/division level. The 5-Year CIP for FY 2013-2017 can be found in the Appendix of this document.



## FUND STRUCTURE

As a municipal corporation, the City's finances and budget are comprised as a collection of smaller, separate entities known as funds. Funds are the control structures that ensure that public monies are spent only for those purposes authorized and within the limits authorized. Each fund is a distinct financial entity with its own revenues and expenditures, and each fund is classified according to the type of activity that is involved in the fund. Fund types include:

- **Governmental Funds** – includes the General Fund, Capital Project Funds, Debt Service Funds, and Special Revenue Funds;
- **Proprietary Funds** – includes Enterprise Funds; and
- **Fiduciary Funds** – includes funds used to account for assets held in a trustee or agency capacity for others, such as pension funds.

The following is a description of the budgeted funds of the City:

### ***Governmental Funds***

General Fund (001) – The General Fund is the general operating fund of the City. This fund incorporates a broad range of services, such as police, fire, public works, parks and recreation, building, engineering and the City's administrative functions. General tax revenues and other receipts that are not allocated by law or contractual agreement to some other fund are accounted for in this fund. General operating expenses, fixed charges, and capital improvement costs not paid through other funds are paid from this fund.

Community Redevelopment Area (CRA) Capital Improvements Fund (330) – The CRA Capital Improvements Fund is used for the acquisition of capital assets and the construction of major capital projects within the Community Redevelopment Area. Improvements made through this fund are included in the City's five-year capital plan.

Designated Capital Improvement and Reserve Fund (331) - The Designated Capital Improvement and Reserve Fund is used for the acquisition of capital assets and the construction of major capital projects not being financed by proprietary or other such

funds. Most projects in these funds are financed by the General Fund or long-term debt issues, which are repaid by the recurring operating revenues in the General Fund. Improvements made through this fund are included in the City's five-year capital plan.

Plantation Gateway Construction Fund (332) – The Plantation Gateway Construction Fund is used for the acquisition of fixed assets and construction within the Plantation Gateway, a Safe Neighborhood District located along the eastern border of the City, midway between downtown Fort Lauderdale and central Plantation. The area is generally defined as all properties fronting State Road 7 from Sunrise Boulevard to Davie Boulevard. Improvements made through this fund are included in the City's five-year capital plan.

2003 Bond Construction Fund (335) – The 2003 Bond Construction Fund accounts for the non - ad valorem revenue bond monies designated for specific public capital improvement projects. Improvements made through this fund are included in the City's five-year capital plan.

Plantation Midtown Construction Fund (337) – The Plantation Midtown Construction Fund is used for the acquisition of capital assets and construction within the Plantation Midtown business district centrally located in the City. Improvements made through this fund are included in the City's five-year capital plan.

### ***Special Revenue Funds***

Special revenue funds are used to account for specific revenue sources that are restricted to expenditures for specific purposes. Dedicated operations that cover a substantial portion of their costs by user fees and charges, and therefore require ongoing operating subsidies, will be classified as special revenue funds.

Neighborhood Stabilization Program 1 and 3 Funds (104 and 105) – The Neighborhood Stabilization Program (NSP) Funds account for the activities of the City's grants received from the U.S. Department of Housing and Urban Development (HUD) specifically devoted to the purchase and redevelopment of foreclosed/abandoned homes and residential properties.

Library Board Fund (108) – The Library Board Fund accounts for the activities of the Helen B. Hoffman Plantation Library.

Plantation Midtown Development District Fund (109) – The Plantation Midtown Development District Fund accounts for the activities of the Plantation Midtown Development District related to creating a business atmosphere for corporate headquarters, major national and international businesses, retail shops, restaurants and professional and medical services.

Community Redevelopment Agency Fund (110) – The Community Redevelopment Agency (CRA) Fund accounts for the activities of the City’s Community Redevelopment Agency, a blended component unit of the City.

Plantation Gateway Development District (112) – The Plantation Gateway Development District Fund accounts for the redevelopment activities of the Plantation Gateway District funded by the District’s designation as a Safe Neighborhood District.

Road and Traffic Control Fund (113) – The Road and Traffic Control Fund accounts for the road and transportation improvements within the City. A portion of the shared Local Option Fuel Taxes collected by the City is devoted to this fund for these improvements.

State Housing Initiatives Partnership Program Fund (114) – The State Housing Initiatives Partnership Program (SHIP) Fund accounts for the activities of the City’s programs to assist income eligible individuals to purchase or repair a home in the City of Plantation.

Community Development Block Grant Fund (115) – The Community Development Block Grant Fund (CDBG) accounts for the activities of the City’s grants received from the U.S. Department of Housing and Urban Development (HUD).

Forfeiture Funds (116 and 118) – The Forfeiture Funds, State and Federal, respectively, are used to track the revenue and expenses from State and Federal forfeitures and confiscated property that the City receives from various law enforcement agencies.

### ***Debt Service Funds***

2003 Bond Sinking Fund (223) – The 2003 Bond Sinking Fund accounts for monies used for the repayment of the Non-Ad Valorem Revenue Bonds, Series 2003. The bonds are payable solely from non-ad valorem revenues.

2003 Bond Reserve Fund (224) – The 2003 Bond Reserve Fund maintains funds in accordance with the 2003 Bond Reserve Account requirements.

2005 CRA Note Fund (225) – The 2005 CRA Note Fund is for the accumulation of monies for the repayment of the 2005 Community Redevelopment Agency Note.

Acres IV Note Fund (226) – The Acres IV Note Fund is used to account for monies for the repayment of a 2009 Note used for the Plantation Acres Roadway Improvement Project.

2005 CRA Escrow Fund (227) – The 2005 CRA Escrow Fund accounts for monies for the repayment of fiscal advances from the Series 2002 and Series 2003 Non-Ad Valorem Revenue Bonds and a 2005 Community Redevelopment Agency Note.



### ***Proprietary (Enterprise) Funds***

Enterprise funds are used to account for those activities where the costs are expected to be funded by user fees and charges.

Water & Wastewater Services Operating Fund (440) – The Water and Wastewater Fund accounts for the operations of the water and wastewater utility system. The cost of operating the water and wastewater system is recovered almost entirely by user charges. The acquisition, maintenance, and improvement of the physical plant facilities are financed from existing cash resources, issuance of revenue bonds and state or federal grants.

Utility Sinking (441) – The Utility Sinking Fund is used to account for transfers from the Water and Wastewater Operating Fund for the purpose of providing for required bond and loan payments.

Utility Reserves (442) – The Utility Reserves Fund accounts for reserves required by bond or indenture agreements.

Repair and Replacement Fund (443) - The Repair and Replacement Fund accounts for repairs and maintenance to the utility system that are non-recurring as well as the replacement of existing equipment, vehicles or other capital items.

Water & Wastewater Capacity Funds (444 and 445) – The Water and Wastewater Capacity Funds are used to account for capital projects and expenses related to the capacity, or expansion, of the utility system.

Revenue Generation Fund (446) - The Revenue Generation Fund accounts for reserves generated by user charges that are designated for use in the operating Water and Wastewater Services Fund and Water and Wastewater Capital Projects Funds.

Customer Deposits Fund (447) – The Customer Deposits Fund accounts for customer deposits collected from Utilities customers.

Fire/Rescue Fund (448) – The Fire/Rescue Fund accounts for all the financial activities associated with the City’s Fire/Rescue Department including paramedic and EMT services.

Golf Fund (449) – The Golf Fund accounts for all financial activities associated with the City’s golf facility, Plantation Preserve Golf Course and Club which was built in 2005-06.

### ***Fiduciary Funds***

The City has other funds which are used to account for assets held by the government in a trustee capacity. Such funds include:

- Certified Police Pension Fund (670);
- General Employees' Pension Fund (672);
- Volunteer Firefighters Pension Fund (674).



## BUDGET POLICIES

It is the responsibility of the Financial Services Department to set forth financial policies related to the budget that establish a basic framework for the overall fiscal management of the City. These policies represent a foundation, provide guidelines for evaluating both current activities and proposals for future programs, and assist the Mayor, City Council and the Chief Administrative Officer in making decisions. Examples of financial policies include revenue policies, expenditure/expense policies, fixed asset policies, fund balance policies and cash/investment policies.



## BUDGET OVERVIEW

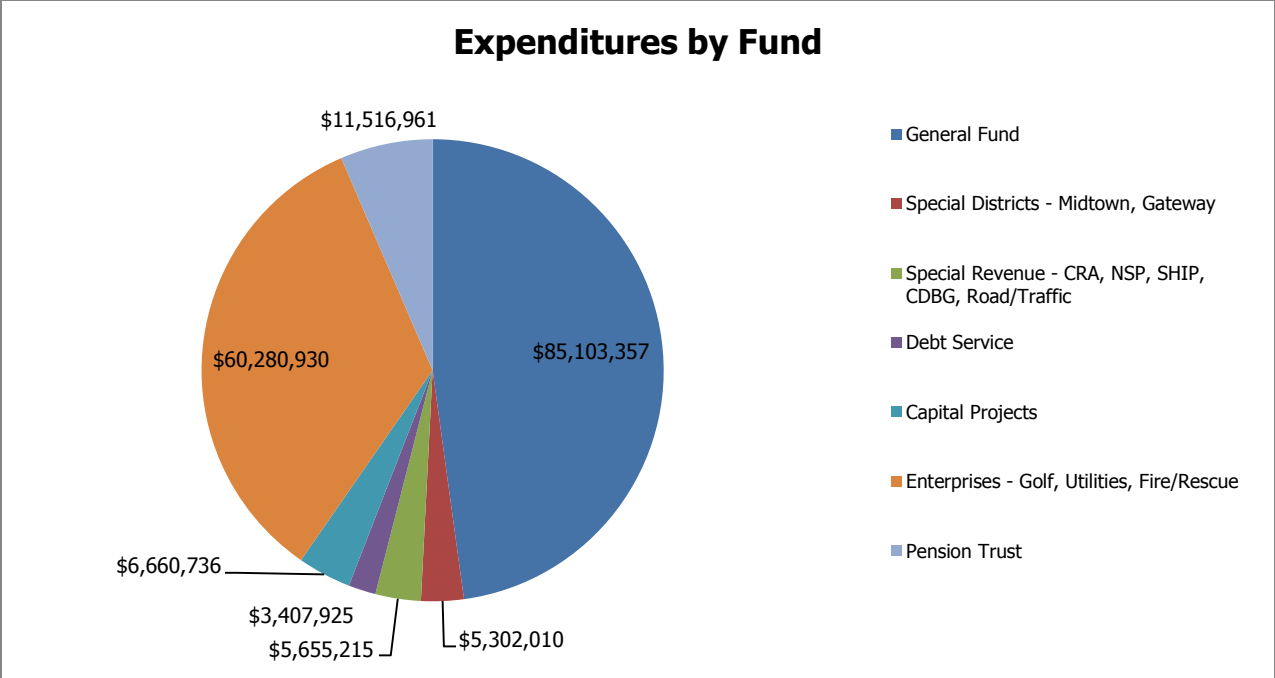
### ***Budget in Brief***

The Fiscal Year 2013 budget for the City of Plantation was adopted on September 19, 2012. The budget was adopted following three workshops (June 14, July 10 and August 23) and two public hearings (September 12 and September 19).

As a municipality, the City's budget is comprised of a collection of smaller, separate entities known as funds. Each fund is a distinct entity with its own revenues and expenditures. Additional information about the City's funds is outlined in the "Fund Structure" section of this budget document. For FY 2013, the budgeted funds include:

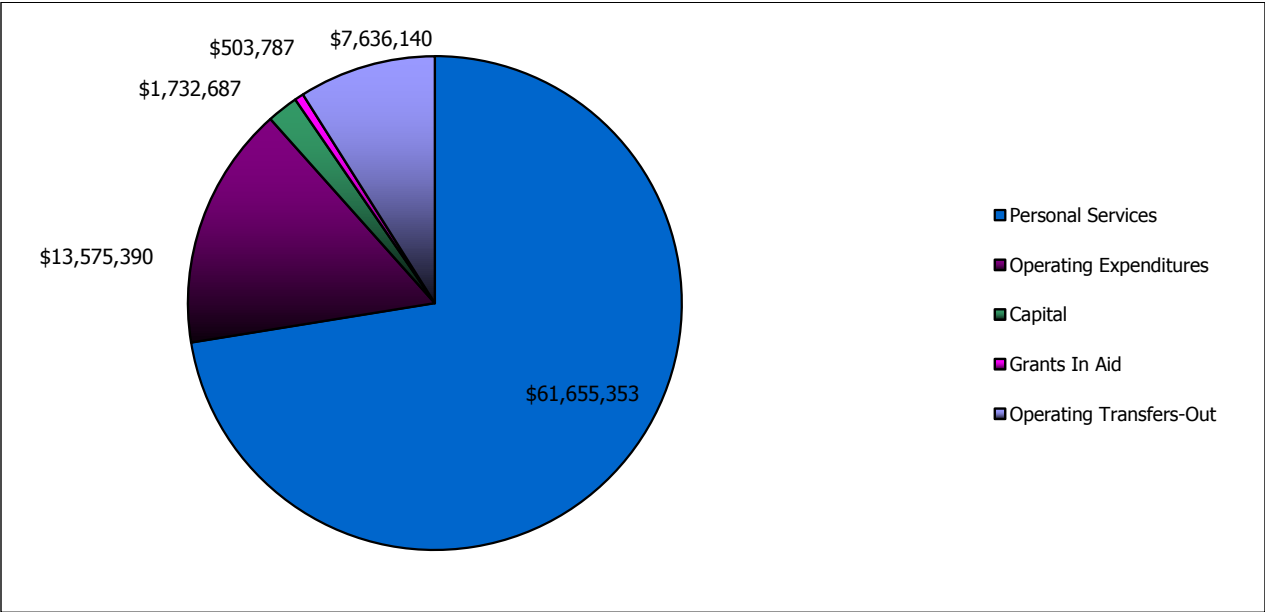
- General Fund
- CDBG Fund
- SHIP Fund
- Road and Traffic Fund
- NSP 1 Fund
- CRA Fund
- Pension Trust Fund (3)
- Water and Wastewater Services Fund
- Repair and Replacement Fund (Utilities)
- Water and Wastewater Capacity Fund (2)
- Revenue Generation Fund (Utilities)
- Plantation Gateway Development District Operating Fund
- Plantation Gateway Development District Construction Fund
- Plantation Midtown Development District Operating Fund
- Plantation Midtown Development District Construction Fund
- Capital Projects Funds (3)
- Forfeiture Funds (2)
- Library Board Fund
- Golf Course Fund
- NSP 3 Fund
- Fire/Rescue Services Fund
- Debt Service Fund (6)
- Utility Sinking Fund
- Utility Reserve Fund
- Customer Deposits Fund (Utilities)

The Fiscal Year 2013 Budget for the above funds totals \$177,927,134. This represents a decrease of \$18,659,610 or 9.5%, compared to the FY 2012 Original Budget. This decrease is due to reductions in capital spending (\$10 million) and further cuts to personal and operating costs (\$7 million).

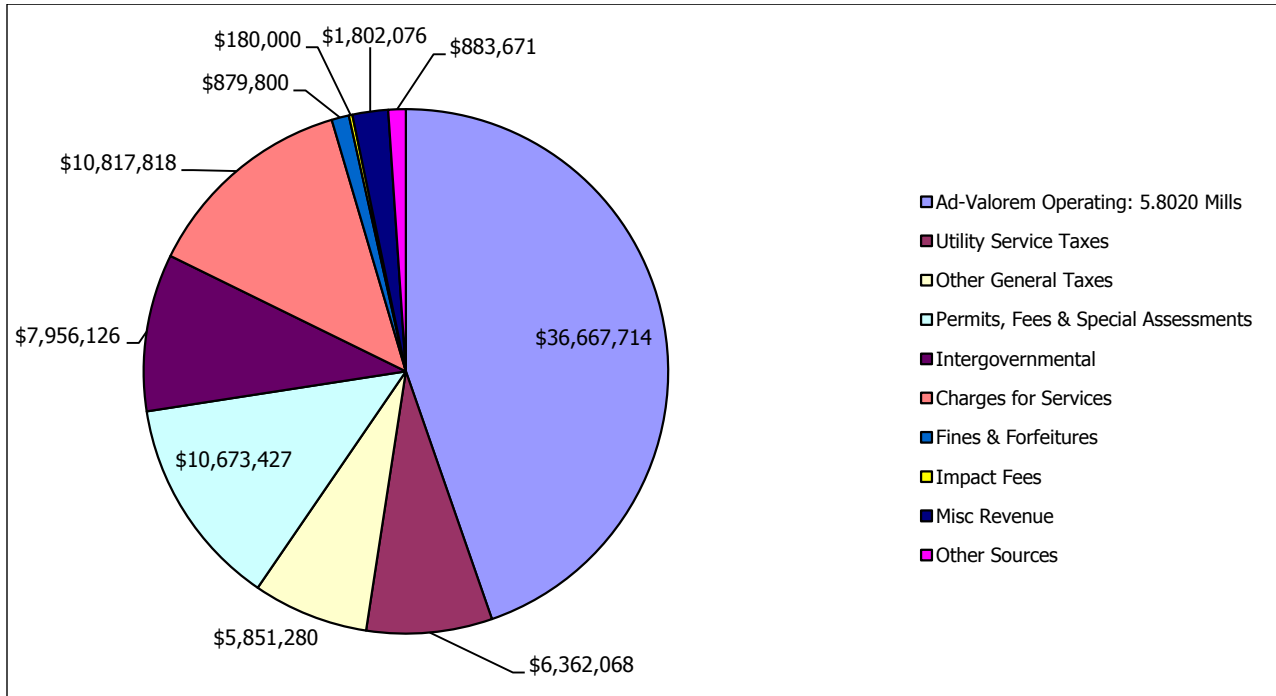


The Fiscal Year 2013 General Fund Budget totals \$85,103,357, an increase of \$3,962,116, or 4.8% compared to the FY 2012 Original Budget. This increase is due in part to increased medical insurance premiums as a result of 8 catastrophic events last year, increased pension costs, and other personnel costs. The Fiscal Year 2013 Budget is balanced.

### General Fund Expenditures by Type



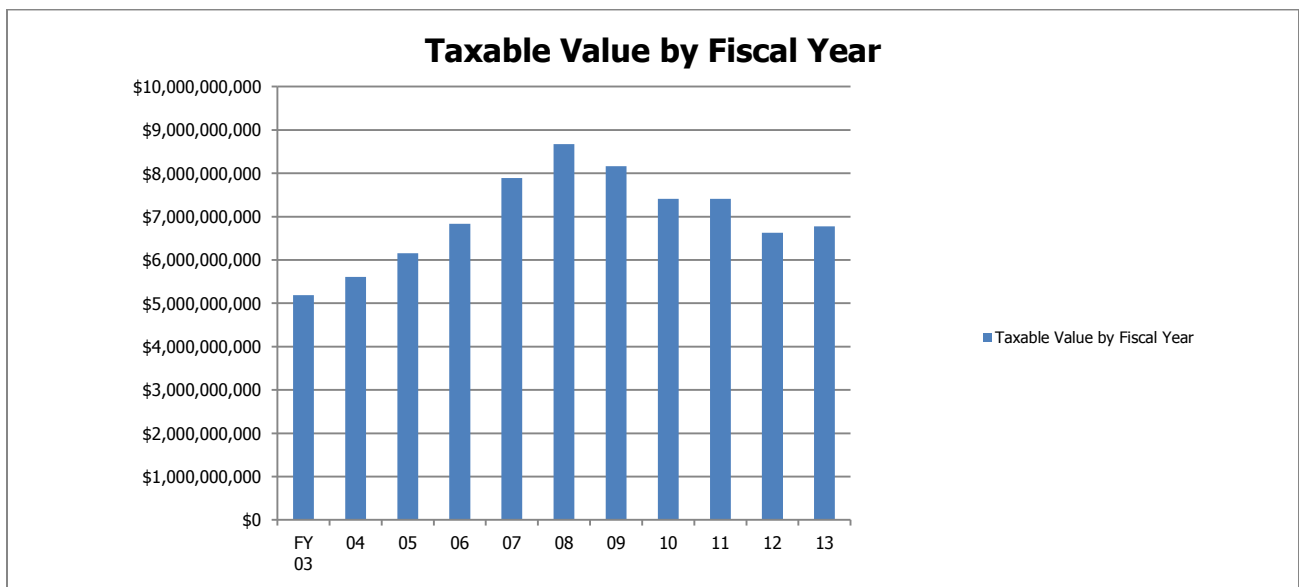
## General Fund Revenues by Type



## Significant Budget Items and Trends

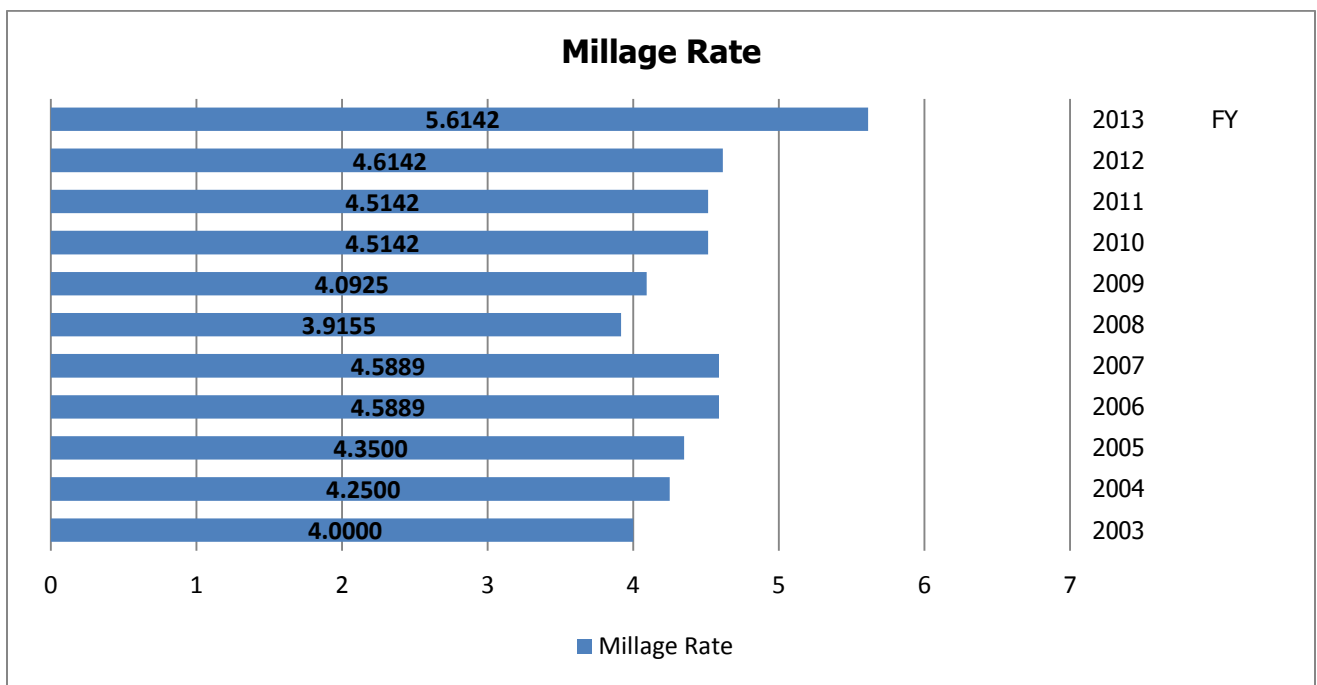
Some notable features of the FY 2013 budget include:

- The taxable value of the City has increased by \$146,893,541 or 2.2% from last year. Since FY 2008, the taxable value has declined by \$2,056,079,918, or 24%.



## Operating millage

- This year there was an increase in taxable value from last year's adjusted taxable value of \$6,628,655,060 to \$6,775,548,601 (2.2%) increase. The FY 2013 millage rate is 5.6142, 24% greater than the "rolled back" rate of 4.5223 mills, or the millage rate that would allow the City to collect the same amount of revenue in FY 2013 as it did in FY 2012.
- The millage rates for the City's two special districts, Plantation Gateway District and Plantation Midtown District will remain the same as last year at 1.2461 and 0.4072, respectively.



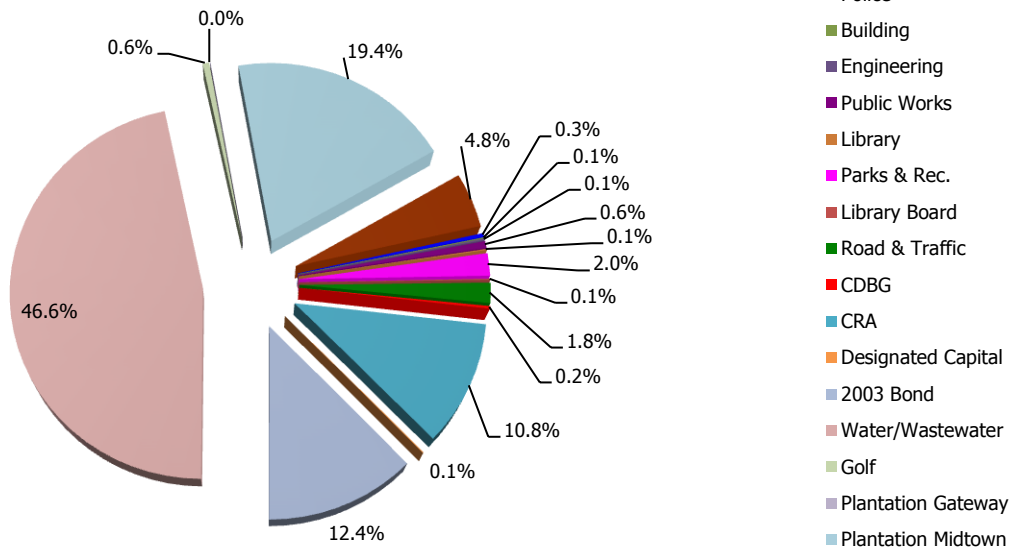
- There will be changes to hours of operation within the Parks and Recreation Department including shortened hours for the City pool, closing or reduced hours of facilities and closing of parks on holidays.
- The City will sell a parcel of surplus land valued at approximately \$1 million.
- Public Safety (police and fire) impact fees will be added to the currently assessed parks and recreation impact fees on new development within the City.
- Charges for City services will be increased in the Planning and Zoning, Building, Landscape, Engineering, Parks & Recreation and Finance Departments.
- Economic development and public relations initiatives, including the management of the City's website, will be contracted out or absorbed through other means.

### ***Capital Projects/Improvements Plan***

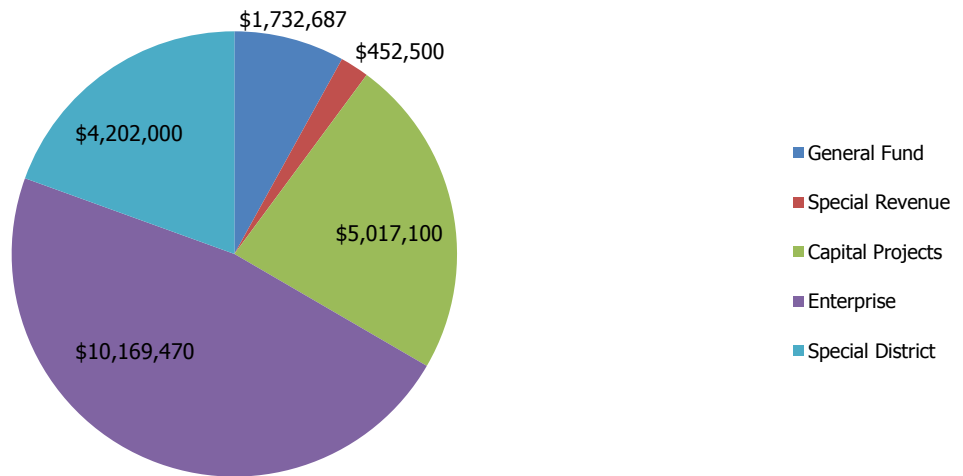
- Capital expenditures in the adopted budget total \$21,573,757, of which \$14,823,970 or 69% are in the Water and Wastewater Service Funds, the Golf Course Fund, the special district funds and special revenue funds (CDBG, NSP1, NSP3, SHIP, Library Board, Forfeitures, and Road and Traffic).
  - Special Revenue other than CRA - \$452,500
  - CRA - \$2,332,100
  - Golf - \$120,250
  - Water and Wastewater Services- \$10,049,220
- The General Fund has a capital budget of \$1,732,687 which includes \$1 million in technology infrastructure. The total requested General Fund capital budget was \$21,027,500; projects that could not be funded were put off until Fiscal Year 2014.
- The City's Capital Improvements Plan can be found in the Appendix of this budget document. Appropriations made in the City's Capital Projects Fund can be found in the "Capital Outlay" line items found in each department.



### Capital Expenditures By Department



### Capital Expenditures By Fund



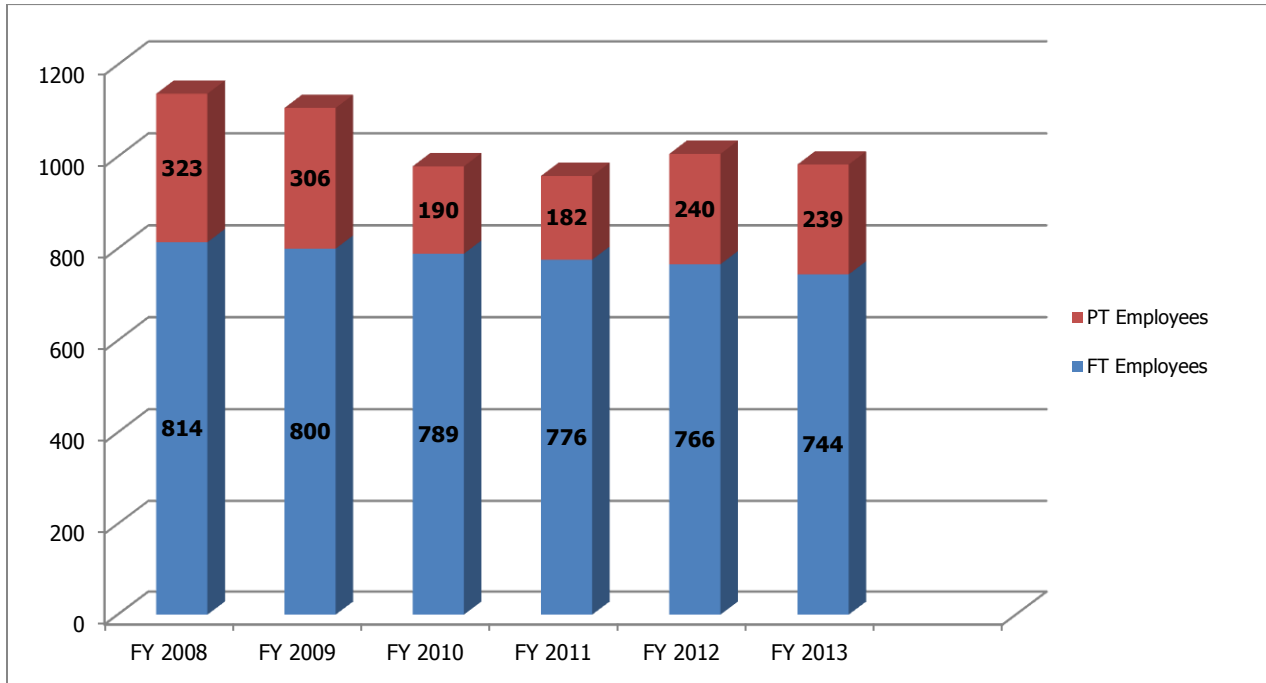
### ***Bond funded Capital Projects***

- Bond-funded capital projects funded from the 2003 Bond Reserve include improvements to the Plantation Community Center at Kennedy Park and to the Pine Island Park located in the Plantation Midtown District. The total amount budgeted for the bond-funded capital projects is \$3,915,000.

### ***Personal Services***

- The total number of full time budgeted positions for Fiscal Year 2013 is 744.
- 25 full time positions have been eliminated from the budget (14 vacant positions, 8 layoffs and 3 positions reduced hours to part time or less).
- The City has 70 fewer full time and 84 fewer part-time budgeted positions in FY 2013 than it did in FY 2008, a 13.5% decrease in the workforce.
- Personnel cost increases in FY 2013 are largely driven by increased costs of employee health benefits and pensions. There are no wage increases budgeted for general employees or FOP collective bargaining unit members for FY 2013.
- During the week of Thanksgiving all employees excluding FOP members will receive a 3-day unpaid furlough. City Hall will be closed for the entire week due to this furlough.
- Employee contributions for dependent medical coverage will be increased from 4% to 6% of cost.
- Changes will be made to benefits packages offered to new employees hired by the City after October 1, 2012.

## Full time/Part time Positions by Year



### ***Operating Expenditures***

- Operating costs remain flat for FY 2013.
- Increases for fuel, communications and some utilities will be experienced, as gas prices are expected to rise and FPL will institute a rate increase ranging from 3-7%.



# The City of Plantation

at a glance

## General Statistics

Population	84,687
Size	22.8 square miles
Government	Strong Mayor 5 Council Members

## Property Tax Millage Rate

Operating Millage Rate	5.6142
Plantation Midtown District	0.4072
Plantation Gateway District	1.2461

## Bond Ratings

Moody's Investors Services	AAA
----------------------------	-----

## City Staff

Full time	744
Part time	239
Total budgeted positions	983



## Public Works

Roadways maintained in miles	222.5
Paved recreation trails in miles	6.75
Structures maintained	78
Total square footage	487,100
Drainage structures maintained	2,619
Street lamps	4,618
Irrigation systems	183



## Public Safety

Sworn Police Officers	158
Firefighters	197
EMS personnel	57

## Utilities

Miles of water lines	324
Fire hydrants	3,343
Miles gravity sewer mains	197
Miles force main piping	51
Manholes	3,453
Lift stations	122
Water treatment capacity	24 MGD
Wastewater treatment capacity	18.9 MGD
Average water flow	11.7 MGD
Average wastewater flow	12.6 MGD
Number of accounts	27,501



## Parks & Recreational Facilities

City owned parks	42
Total acreage (City owned parks)	645
County owned parks	1
Total acreage (County owned parks)	88.5
Park attendance	
Aquatics	500,000/year
Tennis Center	200,000/year
Equestrian Center	5,000/year



Youth athletics program (PAL)	4,400
Adult athletics program	2,000
Summer camp attendance	520
Winter break attendance	75
Spring break attendance	60
# Recreation program participants	175,000
Multipurpose gym usage	1,100/month
# Athletic fields	38
# Meeting rooms	22
# Pavilions	14 regular, 2 corporate



## THE CITY OF PLANTATION – A BRIEF HISTORY

The City of Plantation is fast approaching its Diamond Anniversary – 60 years as a prosperous, thriving, successful municipality. We have come so far in the last decade alone that it is hard to remember what Plantation was like in its early days.

Around the time the City was incorporated – April 1953 – Plantation was a vast wilderness, as indicated by its motto, “E Vastitate Haec Urbs,” meaning “Out of the Wilderness, this City.” There were less than 1,000 residents, only one police officer, and a group of residents volunteering to serve as firefighters. In December 1959, Plantation’s first school opened – Berenice T. Peters Elementary School, named for the wife of the City’s founder, Frederick C. Peters.

Through the years, Plantation has grown significantly. Today, Plantation has 84,687 residents. Its Internationally Accredited Police department has 158 sworn officers, and its Volunteer Fire Department has a Class 3 ISO rating, and is one of the largest in the state of Florida. Additionally, Mayor Frank Veltri established the City’s own Fire/Rescue unit to serve the residents in 1996. There are ten public schools to educate elementary, middle and high school-aged children and numerous day care, charter and private schools. Plantation’s City limits extend from 441/State Road 7 in the east to Flamingo Road in the west, and Sunrise Boulevard to Interstate 595.

Plantation residents have historically enjoyed a low millage rate. Its Mayor and five-member City Council are committed to quality redevelopment within its business districts and promoting the City’s distinct “sense of place” both regionally and nationally. Companies such as DHL, American Express, National Beverage, University of Miami Sylvester Cancer Center, Bascom Palmer Eye Institute, and Motorola all choose to call Plantation home.

In keeping with Frederick Peters’ original Master Plan, Plantation’s elected officials have made its parks and recreation system a top priority. There are currently 42 parks totaling 645 acres of open space. Holiday events, parades, Art in the Park, a weekly farmers market and many more community activities throughout the year provide memories that last a lifetime and traditions that are passed down from generation to generation.

Plantation is one of the premier municipalities in Broward County and South Florida. Through the years, it has retained the feel that its founders had planned: an urban environment intermixed with a “hometown” lifestyle, achieved through thoughtful, comprehensive planning and the vision and support of its City Council, staff and volunteer organizations.

**Truth-In-Millage Advertisement  
Fiscal Year 2012 - 2013**

General Fund 5.6142 Mills  
Plantation Gateway Dev Dist 1.2461 Mills  
Plantation Midtown Dev Dist 0.4072 Mills

	General	Special Districts	Special Revenue	Debt Service	Capital Projects	Enterprise	Pension Trust	Total All Funds
<b>ESTIMATED REVENUES:</b>								
Taxes: Millage Per \$1,000								
Ad Valorem Taxes-City: 5.6142 Mills	\$ 36,667,714	\$ -	\$ -	\$ -	\$ -	\$ -	\$ -	\$ 36,667,714
Ad Valorem Taxes-Plantation Gateway: 1.2461 Mills	-	248,651	-	-	-	-	-	248,651
Ad Valorem Taxes-Plantation Midtown: 0.4072 Mills	-	437,699	-	-	-	-	-	437,699
Utility Service Taxes	6,362,068	-	-	-	-	-	-	6,362,068
Other General Taxes	5,851,280	-	2,671,679	-	-	-	-	8,522,959
Permits, Fees & Special Assessments	10,673,427	-	-	30,342	25,000	18,553	-	10,747,322
Intergovernmental	7,956,126	2,578,378	1,563,266	-	626,625	1,320	713,117	13,438,832
Charges for Services	10,817,818	-	577,574	-	-	34,384,382	-	45,779,774
Fines & Forfeitures	879,800	-	-	-	-	-	-	879,800
Impact Fees	180,000	-	-	-	-	250,000	-	430,000
Miscellaneous Revenue	1,802,076	122,512	176,004	81,411	17,330	105,879	9,395,128	11,700,340
Other Sources	883,671	-	-	-	-	367,253	-	1,250,924
<b>TOTAL SOURCES</b>	<b>82,073,980</b>	<b>3,387,240</b>	<b>4,988,523</b>	<b>111,753</b>	<b>668,955</b>	<b>35,127,387</b>	<b>10,108,245</b>	<b>136,466,083</b>
Transfers-In	2,471,078	1,622,457	12,059	3,093,407	337,000	14,597,488	-	22,133,489
Appropriated Fund Balances/Reserves/Net Assets	558,299	292,313	654,633	202,765	5,654,781	10,739,540	1,408,716	19,511,047
<b>TOTAL REVENUES, TRANSFERS &amp; BALANCES</b>	<b>\$ 85,103,357</b>	<b>\$ 5,302,010</b>	<b>\$ 5,655,215</b>	<b>\$ 3,407,925</b>	<b>\$ 6,660,736</b>	<b>\$ 60,464,415</b>	<b>\$ 11,516,961</b>	<b>\$ 178,110,619</b>
<b>EXPENDITURES:</b>								
Personal Services	\$ 61,655,353	\$ -	\$ 1,039,636	\$ -	\$ -	\$ 14,245,011	\$ -	\$ 76,940,000
Operating Expenditures	13,575,390	732,384	3,364,559	149	9,152	22,606,914	10,611,826	50,900,374
Capital	1,732,687	4,202,000	452,500	-	5,017,100	10,169,470	-	21,573,757
Debt Service	-	-	-	2,608,525	-	1,585,519	-	4,194,044
Grants In Aid	503,787	1,500	67,500	-	80,000	-	-	652,787
Non-Operating	-	-	-	-	-	627,548	905,135	1,532,683
<b>TOTAL EXPENDITURES</b>	<b>77,467,217</b>	<b>4,935,884</b>	<b>4,924,195</b>	<b>2,608,674</b>	<b>5,106,252</b>	<b>49,234,462</b>	<b>11,516,961</b>	<b>155,793,645</b>
Transfers-Out	7,636,140	366,126	731,020	799,251	1,554,484	11,046,468	-	22,133,489
Appropriated Fund Balances/Reserves/Net Assets	-	-	-	-	-	183,485	-	183,485
<b>TOTAL APPROPRIATED EXPENDITURES</b>	<b>7,636,140</b>	<b>366,126</b>	<b>731,020</b>	<b>799,251</b>	<b>1,554,484</b>	<b>11,046,468</b>	<b>-</b>	<b>22,133,489</b>
<b>TRANSFERS, RESERVES &amp; BALANCES</b>	<b>\$ 85,103,357</b>	<b>\$ 5,302,010</b>	<b>\$ 5,655,215</b>	<b>\$ 3,407,925</b>	<b>\$ 6,660,736</b>	<b>\$ 60,464,415</b>	<b>\$ 11,516,961</b>	<b>\$ 178,110,619</b>

THE TENTATIVE, ADOPTED, AND/OR FINAL BUDGETS ARE ON FILE IN THE CITY CLERK'S OFFICE, CITY OF PLANTATION AS A PUBLIC RECORD.

## BUDGET SUMMARY - ALL FUNDS

REVENUE/SOURCES	Actual 2011	Adopted Budget 2012	Budget 2013	% of Total Budget	+/- From Prior Yr
Ad Valorem Taxes	\$ 29,385,305	\$ 30,355,310	\$ 37,354,064	21.0%	23.1%
Utility Service Taxes	6,330,598	6,106,352	6,362,068	3.6%	4.2%
Other General Taxes	8,886,842	8,878,848	8,522,959	4.8%	100.0%
Permits, Fees & Special Assessm	9,930,665	13,036,830	10,747,322	6.0%	-17.6%
Intergovernmental	15,374,155	15,904,214	13,438,832	7.5%	-15.5%
Charges for Services	41,129,323	41,932,654	45,779,774	25.7%	9.2%
Fines & Forfeitures	1,048,664	826,400	879,800	0.5%	6.5%
Impact Fees	206,773	1,424,050	430,000	0.2%	-69.8%
Misc Revenue	14,387,977	18,078,704	11,700,340	6.6%	-35.3%
Other Sources	2,983,306	1,785,000	1,250,924	0.7%	-29.9%
Transfers-In	30,331,026	32,274,334	22,133,489	12.4%	-31.4%
Appropriated Fund Balance	-	13,423,229	19,511,047	11.0%	45.4%
<b>TOTAL REVENUE</b>	<b>\$ 159,994,633</b>	<b>\$ 184,025,925</b>	<b>\$ 178,110,619</b>	<b>100.0%</b>	<b>-3.2%</b>
<b>EXPENDITURES BY FUND TYPE</b>					
General Fund	\$ 78,966,042	\$ 81,141,241	85,103,357	47.8%	4.9%
Special District Funds	3,931,730	5,709,024	5,302,010	3.0%	-7.1%
Special Revenue Funds	5,715,870	6,109,566	5,655,215	3.2%	-7.4%
Debt Service Funds	16,141,729	3,907,383	3,407,925	1.9%	-12.8%
Capital Projects Funds	8,945,161	8,117,789	6,660,736	3.7%	-17.9%
Enterprise Funds	42,309,062	74,245,232	60,280,930	33.9%	-18.8%
Pension Funds	13,005,826	17,356,509	11,516,961	6.5%	-33.6%
<b>TOTAL EXPENDITURES</b>	<b>\$ 169,015,421</b>	<b>\$ 196,586,744</b>	<b>\$ 177,927,134</b>	<b>100.0%</b>	<b>-9.5%</b>



## BUDGET SUMMARY – ALL FUNDS

### Major Revenue Sources and Trends

#### ***Ad Valorem Taxes (General Fund) - \$36,667,714***

Ad valorem is a tax levied on the taxable assessed value of real and personal property located within the City. The City adopts a millage rate, which is then applied as one dollar of tax for each \$1,000 of estimated taxable assessed value as determined by the Broward County Property Appraiser. For example, a tax rate of 1.0 mil produces \$1.00 of tax revenue on each \$1,000 of taxable property value.

Two ad valorem millage rates can be adopted – one for operating and one for voter-approved (voted) debt service. Currently, the City does not levy a debt service millage rate. Ad valorem revenues are budgeted as the millage rate multiplied by the taxable value, less 4% for discounts provided for early payment and adjustments to assessed values determined by the Value Adjustment Board.

Ad valorem operating revenues are the largest revenue source for the General Fund, comprising nearly 45% of the fund's budgeted revenues. Ad valorem revenues have mostly declined over the past five years due to property tax legislation passed in 2007, to constitutional changes to the homestead exemption adopted in 2008, and to rapid property value declines during the economic recession. While taxable value rose by 2.2% this year, the taxable value has declined overall by \$2,056,079,918 or 24% since FY 2008.

This year's budget includes a millage rate increase of 1.0 mil which will generate \$6.5 million additional ad valorem tax revenues. The new millage rate is 5.6142. This increase will help the City to provide services in line with the rising cost of doing business.

#### ***Special District Ad Valorem Taxes - \$686,350***

Special districts are authorized by State law to levy ad valorem taxes and adopt an annual millage rate. The City has two community development special districts, Plantation Gateway Development District, established in 1990, and Plantation Midtown District, established in 2002. The millage rates for these special districts, Plantation Gateway District and Plantation Midtown District will remain the same as last year at 1.2461 and 0.4072, respectively.



***Utility Service Taxes - \$6,362,068***

These General Fund revenues result from a tax levied on the purchase of electricity and natural gas within the City. For this fiscal year, FPL will institute a rate increase between 3 and 7% which should increase revenues in this area. But, these revenue increases will be offset by increased costs that the City will incur for its usage of electricity.

The primary factors in estimating these revenues are: 1) historic trends with greater emphasis on the most recent 12 months; 2) project increases/decreases in housing units and commercial facilities; 3) seasonal variations; 4) known rate changes by service providers.

***Intergovernmental Revenues - \$7,956,126***

For FY 2013 the intergovernmental revenue category includes the following revenue sources:

State Shared Revenues:

- Municipal Revenue Sharing Program
- Half-Cent Sales Tax
- Communications Service Tax
- Mobile Home Licenses
- Alcohol Beverage Licenses
- Firefighter Supplemental Compensation

County Shared Revenues:

- Local Business Tax
- Enhanced 911 fee

Municipal Revenue Sharing and Half Cent Sales Tax provide 75.9% of the intergovernmental revenues in the General Fund (\$6,033,950). Both are distributed by the State according to a predetermined formula based on population, sales tax collections, and the City's ability to raise revenue. Receipts for these distributions have been volatile during the past few years due to the economic recession and decreased consumer spending. Fiscal year projections made by the State have been off the actual as much as 19% since FY 2008.

This year there was a reduction in the Enhanced 911 County shared revenues of \$85,000.

### ***Federal, State, and Local Grants***

This year the City received a \$452,000 grant through the Broward County Challenges Grant to make improvements to Deicke Auditorium.

The police department will continue to receive federal funds from the JAG program and participate in the School Resource Officer program with public schools within the City.

### ***Communications Service Tax - \$4,957,230***

The Communications Service Tax (CST) was enacted in FY 2003 to restructure seven different taxes charged on telecommunications, cable, direct-to-home satellite services, and similar services into one tax. The tax is imposed on retail sales of communications services which originate or terminate in Florida and which are billed to an address within City boundaries. The City's current tax rate is 5.22%.

The Communications Service Tax (CST) makes up 80% of the Other General Taxes category in the General Fund. These revenues decreased by 4% (\$210,000) due to the State taking an increased share. Revenues in this area are not expected to experience growth in future years due to increased competition in the wireless market and decreased demand for residential telephone and cable services.

### ***Franchise Fees - \$7,401,650***

Franchise fees are charges to service providers for the right to operate within the City's municipal boundaries. These negotiated fees may be levied as a percentage of gross receipts, or as a flat fee. In FY 2013, Franchise Fees revenue comprises 71.7% of the Permits, Fees and Special Assessments category and 11.9% of all General Fund revenues. The primary franchise fees charged in the City are:

- Solid Waste Service      6.0%
- Electric                      6.1%
- Gas                              6.0%
- Demolition                  10.0% per company
- Towing                         \$36,000 per company

Excluding the Towing Franchise Fee, these revenues mostly increase and decrease with the economy and the population of the City. Revenues are estimated based on contracted rates, historical receipts, and economic trends. For Fiscal Year 2013, the FPL franchise fee revenue is expected to increase due to a projected rate increase of 3-7%.

### ***Building Permits - \$2,600,000***

Building permit revenues are permit and inspection fees related to any construction, alteration, repair, or other activity requiring a permit by the Code of Ordinances or the South Florida Building Code. Revenues from building permits comprise 22% of General Fund revenues in the Permits, Fees, and Special Assessments category. Building permit revenue has struggled during the past several years due to the housing crisis, economic recession, and overall lack of new construction

Last year, building permit revenues were projected at \$5,083,889 based on the anticipation of several large projects. This year's revenues are 55% less than last year due to the completion of those projects. Changes will be made to the fee structure for services provided related to building permits. These changes will increase building permit revenues by approximately \$350,000.

### ***Bonds - \$31,915,000***

The Utilities Department will go out for revenue generation bonds for approximately \$28 million during Fiscal Year 2013. The Water and Wastewater Capital Funds are restricted for utility capital improvements and projects and are not available to fund regular operational costs.

The City will continue to use the remaining funds from the 2003 Bond for capital projects as noted in the Capital Outlay/Capital Expenditures section. In addition to the projects budgeted in the 2003 Bond Construction Fund, \$1,250,000 of the 2003 bond monies will be transferred to the Plantation Midtown Development District Construction Fund for designated economic development capital projects.

### ***Appropriated Fund Balance - \$19,511,047***

The primary appropriations to fund balances include \$1.4 million to the general employee pension fund, \$813,000 to the golf fund, \$9.9 million to utility funds (operations and capital) and \$5.6 million to capital project funds including CRA, and the 2003 Bond. To close the remainder of the budget gap and balance the budget, \$558,299 will be appropriated from General Fund reserves.



## Expenditures Summary and Trends

In FY 2013 Citywide expenditures will decrease by 9.5% compared to the FY 2012 Original Budget. More than half of this decrease is due to reduced capital expenses. The City's primary operating fund, the General Fund, will experience a 4.8% budget increase from the FY 2012 Original Budget. This increase primarily arises from increased personal costs and higher operating costs such as fuel, electricity, and communications.

The budget increases or decreases for each fund can be found in the summary tables on the following pages. Below is a discussion of the primary factors impacting FY 2013 expenditures, as well as any notable trends.

### *Personal Services*

Personal service costs for FY 2013 total \$76,940,000, an increase of \$2,211,477, or 3% from FY 2012.

- Total budgeted full-time positions in all funds for FY 2013 are 744. Part-time and temporary positions compromise another 239. These figures compare to 766 full-time and 240 part-time and temporary positions included in the FY 2012 Budget. Positions budgeted for the Mayor and Council members remain at 5.
- The City has 70 fewer full-time and 84 fewer part-time budgeted positions in FY 2013 than it did in FY 2008, a 13.5% decrease in the workforce. Fourteen (14) vacant positions were eliminated from the budget. In addition, 8 full time positions have been eliminated resulting in layoffs and 3 full time positions have been reduced to part time or less positions. As other positions become vacant, departments are encouraged to leave them vacant as long as possible, without adversely interrupting operations, to achieve additional salary savings for FY 2013.
- During the week of Thanksgiving all employees excluding FOP members will receive a 3-day unpaid furlough. City Hall will be closed for the entire week due to this furlough.
- The Fraternal Order of Police contract is up for renewal this year; no salary or step increases are included in the budget.
- Non-represented employees including Fire/Rescue receive no salary increases.
- Labor cost increases will result from increased costs of employee health benefits and pensions, with an approximate budget impact of \$2.1 million.

- Employee contributions for dependent medical coverage will be increased from 4% to 6% of cost.
- Changes will be made to benefits packages offered to new employees hired by the City after October 1, 2012.
- Expenditures for the City's two pensions increased by approximately \$1.4 million. This increase results from higher contribution rates due to plan performance and/or plan changes.

### ***Operating Expenditures***

Operating expenditures for FY 2013 total \$177,927,134, a decrease of \$18,659,610, or 9.5%, from FY 2012.

- Operating expenditures (\$13,575,390) in the General Fund have largely been kept flat for FY 2013. Some costs were reduced through delay of the replacement of supplies and materials and legal fees, but increases will be experienced for fuel, communications and some utilities.
- Forfeiture funds will see a decline in operating expenditures since much of its fund balance was spent in FY 2012.

### ***Capital Outlay / Capital Expenditures***

Capital expenditures include money spent to acquire, construct, or upgrade physical assets such as buildings, infrastructure, machinery/equipment and land. In the annual budget this includes both capital outlay and projects.

- The majority of capital expenditures budgeted for Fiscal Year 2013 is designated for projects in the Water and Wastewater Funds, the CRA Construction Fund, the Plantation Midtown Development District, and the 2003 Bond Construction Fund.
  - This fiscal year, the Utilities Department will issue approximately \$28 million in bond monies based on its revenue generation. The bond projects supported by these funds will be adopted through budget amendment during the fiscal year when the bonds are issued.
  - Capital improvement projects in the CRA Fund comprise more than \$2.3 million.
  - Capital projects in the 2003 Bond Construction Fund total \$2,665,000.
  - Capital expenditures for the two special districts, Plantation Midtown and Plantation Gateway, total \$4.2 million.

- The City's five-year capital improvement plan (CIP) for all funds can be found in the Appendix of this document. CIP appropriations in the General Fund are budgeted within the department to which they are designated. There are no new projects budgeted in the Designated Capital Improvement and Reserve Fund as these funds have been depleted during the last 3 fiscal years.
- Capital outlay budgeted in the General Fund for FY 2013 is approximately \$1.73 million. This budget is primarily composed of technology infrastructure, vehicles, and some minor equipment replacements. The FY 2013 General Fund capital budget increased by approximately \$1.3 million from FY 2012 primarily due to the funding of \$1 million in much overdue capital improvements to the technology infrastructure system of the City.
- Significant non-recurring capital expenditures in the General Fund budget include:
  - o Replacement of the pool filtration system - \$100,000
  - o Replacement of the pool scoreboard - \$76,000
  - o Replacement vehicles in the City's fleet program - \$118,000
  - o Replacement of the Central Park irrigation system - \$65,000
  - o Technology infrastructure upgrades and improvements - \$1,040,000

### ***Debt Service***

Expenditures for debt service will decrease by \$204,402 or 4.6% in FY 2013. This decrease is due to the retirement of the 2002 Dredging Note. This reduction in debt service expenditures will be realized in the General Fund.

This year, the Utilities Department will issue approximately \$28 million in bonds. The debt service for this bond will be established in January 2013 when the bonds are projected to be issued. The budget will be amended accordingly.

### ***Operating Transfers - Out***

Operating transfers out total approximately \$22,133,489 and compromise 12.4% of the annual budget. The primary components of this expenditure category are interfund transfers. For FY 2013 notable interfund transfers include approximately \$5.5 million to the Fire Rescue Services Fund, \$8 million to the Water and Wastewater Capital Funds from the Utility Revenue Generation Fund and \$1.25 million from the 2003 Bond Construction Fund to the Plantation Midtown Development District Construction Fund.

## MULTI-YEAR COMPARISON OF BUDGETED POSITIONS BY DEPARTMENT

Department	F/T = Full-time personnel P/T = Part-time personnel					
	2006-2007		2007-2008		2008-2009	
	Budget		Budget		Budget	
	FT	PT	FT	PT	FT	PT
Office of the Mayor/Admin.	12	0	12	0	11	0
City Clerk	8	1	8	1	8	1
Financial Services	17	1	17	1	17	4
Financial Services Purchasing	3	3	3	3	2	3
Information Technology	13	0	18	0	19	0
Human Resources	10	5	10	5	9	9
Planning, Zoning and Development	11	0	11	0	9	1
Economic Development	0	0	0	0	2	0
Public Relations	1	0	1	0	1	0
Police	301	56	293	62	284	63
Fire	19	9	19	9	19	9
Building	28	0	28	1	26	1
Design, Landscape and Construction	3	0	3	0	3	0
Engineering	7	0	7	0	7	0
Risk Management	2	0	2	0	2	0
Public Works	66	10	71	10	71	6
Resource Recovery	0	2	0	2	0	1
Landscaping	21	1	21	1	21	1
Central Services-Crafts	12	0	12	0	12	0
Central Services-Facilities Maintenance	6	4	6	4	6	4
Library	10	5	10	5	10	5
Historical Museum	0	3	0	3	0	3
Parks and Recreation	91	159	92	158	89	139
Parks and Recreation Tennis Complex	4	9	3	10	3	10
Parks and Recreation Aquatics Complex	5	37	4	35	4	35
Parks and Recreation Equestrian Center	2	0	2	0	2	0
<b>Subtotal-General Fund</b>	<b>652</b>	<b>305</b>	<b>653</b>	<b>310</b>	<b>637</b>	<b>295</b>
Water and Wastewater Services	93	9	95	10	96	8
Road and Traffic Control	7	0	7	0	7	0
Fire/Rescue	57	2	57	2	58	2
Community Redevelopment Agency	1	1	1	1	1	1
Community Development Block Grant	1	0	1	0	1	0
<b>Subtotal-All Other Funds</b>	<b>159</b>	<b>12</b>	<b>161</b>	<b>13</b>	<b>163</b>	<b>11</b>
<b>Total-All Personnel</b>	<b>811</b>	<b>317</b>	<b>814</b>	<b>323</b>	<b>800</b>	<b>306</b>

## MULTI-YEAR COMPARISON OF BUDGETED POSITIONS BY DEPARTMENT

Department	F/T = Full-time personnel P/T = Part-time personnel							
	2009-2010		2010-2011		2011-2012		2012-2013	
	Budget		Budget		Budget		Budget	
	FT	PT	FT	PT	FT	PT	FT	PT
Office of the Mayor/Admin.	11	0	10	0	10	0	12	0
City Clerk	8	1	8	1	8	1	7	1
Financial Services	17	2	17	0	16	0	13	0
Financial Services Purchasing	2	3	2	3	2	3	2	3
Information Technology	19	0	18	0	18	0	16	0
Human Resources	9	9	8	7	8	5	7	9
Planning, Zoning and Development Services	9	0	9	0	9	0	9	0
Economic Development	2	0	1	0	1	0	0	0
Public Relations	1	0	1	0	1	0	0	0
Police	279	53	273	57	273	45	261	43
Fire	19	8	17	1	17	1	17	1
Building	22	0	20	3	22	0	22	1
Design, Landscape and Construction Mgmt	3	0	3	0	6	1	5	2
Engineering	7	0	7	0	7	0	6	0
Risk Management	2	0	2	0	2	0	2	0
Public Works	71	7	71	2	71	6	71	6
Resource Recovery	0	1	0	1	0	1	0	1
Landscaping	21	1	20	2	15	1	15	0
Central Services-Crafts	12	0	12	0	12	0	12	0
Central Services-Facilities Maintenance	6	4	6	4	6	4	6	4
Library	10	4	9	5	9	5	9	5
Historical Museum	0	3	0	3	0	3	0	3
Parks and Recreation	88	37	86	35	82	105	81	100
Parks and Recreation Tennis Complex	3	9	3	8	3	8	3	7
Parks and Recreation Aquatics Complex	4	34	4	35	4	35	4	35
Parks and Recreation Equestrian Center	2	0	2	0	1	0	1	2
<b>Subtotal-General Fund</b>	<b>627</b>	<b>176</b>	<b>609</b>	<b>167</b>	<b>603</b>	<b>224</b>	<b>581</b>	<b>223</b>
Water and Wastewater Services	95	9	100	10	96	11	96	11
Road and Traffic Control	7	0	7	0	7	0	7	0
Fire/Rescue	58	4	58	4	58	4	58	4
Community Redevelopment Agency	1	1	1	1	1	1	1	1
Community Development Block Grant	1	0	1	0	1	0	1	0
<b>Subtotal-All Other Funds</b>	<b>162</b>	<b>14</b>	<b>167</b>	<b>15</b>	<b>163</b>	<b>16</b>	<b>163</b>	<b>16</b>
<b>Total-All Personnel</b>	<b>789</b>	<b>190</b>	<b>776</b>	<b>182</b>	<b>766</b>	<b>240</b>	<b>744</b>	<b>239</b>



**City of Plantation**  
**Salary and Wages**  
**Fiscal Years 2010-11, 2011-12 and 2012-13**

Department	2010-2011			09/10-10/11	2011-2012			2012-2013			11/12-12/13
	Budget Amount	% of Total	Incr (Decr)		Budget Amount	% of Total	Incr (Decr)	Budget Amount	% of Total	Incr (Decr)	
Office of the Mayor/Admin.	\$ 600,456	1.62%	\$ (31,712)	\$	644,021	1.75%	\$ 43,565	\$	725,007	2.02%	\$ 80,986
City Clerk	390,313	1.06%	18,163		384,667	1.05%	(5,647)		352,029	0.98%	(32,638)
Financial Services	906,398	2.45%	(52,661)		818,167	2.22%	(88,231)		687,722	1.92%	(130,445)
Financial Services Purchasing	139,470	0.38%	(4,000)		137,343	0.37%	(2,127)		136,473	0.38%	(870)
Information Technology	1,123,299	3.04%	5,519		1,110,789	3.02%	(12,510)		1,013,988	2.83%	(96,801)
Human Resources	503,349	1.36%	5,576		488,204	1.33%	(15,145)		455,827	1.27%	(32,377)
Planning, Zoning and Development Svcs	549,311	1.49%	12,534		553,815	1.51%	4,504		554,139	1.55%	324
Economic Development	70,533	0.19%	(52,445)		71,532	0.19%	999		-	0.00%	(71,532)
Public Relations	43,004	0.12%	945		42,683	0.12%	(321)		-	0.00%	(42,683)
Police	20,243,709	54.77%	323,704		20,643,460	56.11%	399,751		19,810,712	55.24%	(832,748)
Fire	1,130,634	3.06%	(113,452)		1,160,430	3.15%	29,796		1,149,247	3.20%	(11,183)
Building	1,281,793	3.47%	17,694		1,280,481	3.48%	(1,312)		1,283,192	3.58%	2,711
Design, Landscape and Construction Mgmt	206,710	0.56%	6,449		402,812	1.09%	196,102		378,590	1.06%	(24,222)
Engineering	515,133	1.39%	7,913		525,829	1.43%	10,696		486,818	1.36%	(39,011)
Risk Management	144,528	0.39%	(2,693)		129,580	0.35%	(14,948)		130,434	0.36%	854
Public Works	2,448,987	6.63%	(420,445)		2,043,561	5.55%	(405,426)		2,335,498	6.51%	291,937
Resource Recovery	6,990	0.02%	(401)		8,008	0.02%	1,018		7,970	0.02%	(38)
Landscaping	814,576	2.20%	(25,870)		505,950	1.38%	(308,626)		489,817	1.37%	(16,133)
Central Services-Crafts	508,786	1.38%	14,857		512,280	1.39%	3,494		507,617	1.42%	(4,663)
Central Services-Facilities Maintenance	251,332	0.68%	4,690		259,082	0.70%	7,750		257,347	0.72%	(1,735)
Library	455,671	1.23%	(20,079)		453,576	1.23%	(2,095)		450,459	1.26%	(3,117)
Historical Museum	46,978	0.13%	1,293		46,110	0.13%	(868)		46,763	0.13%	653
Parks and Recreation	3,696,289	10.00%	(1,701)		3,758,829	10.22%	62,540		3,751,778	10.46%	(7,051)
Parks and Recreation Tennis Complex	186,970	0.51%	(2,963)		177,365	0.48%	(9,605)		169,029	0.47%	(8,336)
Parks and Recreation Aquatics Complex	619,613	1.68%	24,309		580,460	1.58%	(39,153)		603,314	1.68%	22,854
Parks and Recreation Equestrian Center	76,722	0.21%	(211)		52,012	0.14%	(24,710)		79,671	0.22%	27,659
<b>Subtotal-General Fund</b>	<b>36,961,554</b>	<b>100.00%</b>	<b>(284,987)</b>		<b>36,791,045</b>	<b>100.00%</b>	<b>(170,509)</b>		<b>35,863,438</b>	<b>100.00%</b>	<b>(927,607)</b>
Water Services	2,738,507	28.42%	115,589		2,696,188	28.09%	(42,319)		2,704,157	28.60%	7,969
Wastewater Services	2,290,349	23.77%	98,277		2,190,534	22.82%	(99,815)		2,122,459	22.45%	(68,075)
Road and Traffic Control	204,793	2.13%	(433,586)		200,717	2.09%	(4,076)		198,230	2.10%	(2,487)
Fire/Rescue	4,259,063	44.21%	80,601		4,367,005	45.49%	107,942		4,286,528	45.33%	(80,477)
Community Redevelopment Agency	81,497	0.85%	1,424		83,464	0.87%	1,967		82,973	0.88%	(491)
Community Development Block Grant	60,051	0.62%	1,333		61,748	0.64%	1,697		61,050	0.65%	(698)
<b>Subtotal-All Other Funds</b>	<b>9,634,260</b>	<b>100.00%</b>	<b>(136,362)</b>		<b>9,599,656</b>	<b>100.00%</b>	<b>(34,604)</b>		<b>9,455,397</b>	<b>100.00%</b>	<b>(144,259)</b>
<b>Total-All Personnel</b>	<b>\$ 46,595,814</b>		<b>\$ (421,349)</b>		<b>\$ 46,390,701</b>		<b>\$ (205,113)</b>		<b>\$ 45,318,835</b>		<b>\$ (1,071,866)</b>

**City of Plantation**  
**Capital Item Detail By Capital Type and Fund**  
**Fiscal Year 2012-2013**

	<b>Improvements</b>	<b>Machinery &amp; Equipment</b>	<b>Construction in Progress</b>	<b>Books &amp; Audio Aids</b>	<b>Building</b>	<b>Total</b>
<b>General Fund</b>						
Information Technology	\$ -	\$ 1,039,000	\$ -	\$ -	\$ -	\$ 1,039,000
Police	-	69,585	-	-	-	69,585
Building	-	20,000	-	-	-	20,000
Engineering	-	28,000	-	-	-	28,000
Public Works	-	103,502	-	-	-	103,502
Central Services-Crafts	-	25,000	-	-	-	25,000
Library	-	8,000	-	15,000	-	23,000
Parks & Recreation	25,000	156,000	-	-	-	181,000
Parks & Recreation-Aquatics	150,100	93,500	-	-	-	243,600
<b>Total General Fund</b>	<b>175,100</b>	<b>1,542,587</b>	<b>-</b>	<b>15,000</b>	<b>-</b>	<b>1,732,687</b>
<b>Special Revenue Funds</b>						
Library Board	\$ -	\$ -	\$ -	\$ 21,500	\$ -	\$ 21,500
Road and Traffic Control	-	381,000	-	-	-	381,000
Community Dev Block Grant	50,000	-	-	-	-	50,000
<b>Total Special Revenue Funds</b>	<b>50,000</b>	<b>381,000</b>	<b>-</b>	<b>21,500</b>	<b>-</b>	<b>452,500</b>
<b>Capital Project Funds</b>						
Community Redevelopment Agency	\$ 2,332,100	\$ -	\$ -	\$ -	\$ -	\$ 2,332,100
Designated Capital Improv & Reserves	-	20,000	-	-	-	20,000
2003 Bond Construction	2,665,000	-	-	-	-	2,665,000
<b>Total Capital Project Funds</b>	<b>4,997,100</b>	<b>20,000</b>	<b>-</b>	<b>-</b>	<b>-</b>	<b>5,017,100</b>
<b>Enterprise Funds</b>						
Water Services	-	8,500	1,200,758	-	70,000	\$1,279,258
Wastewater Services	-	3,000	612,558	-	-	\$615,558
Repair and Replacement - Water	-	180,400	2,825,196	-	-	\$3,005,596
Repair and Replacement - Wastewater	-	466,500	4,613,908	-	-	\$5,080,408
Water Capacity	-	-	68,400	-	-	\$68,400
Golf Course-Administration	-	8,000	-	-	-	\$8,000
Golf Course-Food and Beverage	-	10,000	-	-	-	\$10,000
Golf Course-Pro Shop	-	20,750	-	-	-	\$20,750
Golf Course-Maintenance	-	81,500	-	-	-	\$81,500
<b>Total Enterprise Funds</b>	<b>-</b>	<b>778,650</b>	<b>9,320,820</b>	<b>-</b>	<b>70,000</b>	<b>10,169,470</b>
<b>Special District Funds</b>						
Plantation Gateway Dev District	10,000	-	-	-	-	\$10,000
Plantation Midtown Dev District	4,192,000	-	-	-	-	\$4,192,000
<b>Total Special District Funds</b>	<b>4,202,000</b>	<b>-</b>	<b>-</b>	<b>-</b>	<b>-</b>	<b>4,202,000</b>
<b>TOTAL CAPITAL ITEMS</b>	<b>\$ 9,424,200</b>	<b>\$ 2,722,237</b>	<b>\$ 9,320,820</b>	<b>\$ 36,500</b>	<b>\$ 70,000</b>	<b>\$ 21,573,757</b>

**City of Plantation  
Budget Statement  
General Fund  
Fiscal Year 2012-2013**

	<b>General Fund</b>	<b>Prior Year</b>
<b>REVENUE</b>		
Ad Valorem Operating: 5.6142 Mills	\$ 36,667,714	\$ 29,677,628
Utility Service Taxes	6,362,068	6,106,352
Other General Taxes	5,851,280	6,046,848
Permits, Fees & Special Assessments	10,673,427	12,951,730
Intergovernmental	7,956,126	8,419,108
Charges for Services	10,817,818	7,822,844
Fines & Forfeitures	879,800	826,400
Impact Fees	180,000	1,550
Misc Revenue	1,802,076	1,516,179
Other Sources	883,671	2,856,814
Non-Operating Transfers-In	2,471,078	2,475,905
Appropriated Fund Balance	558,299	2,439,883
<b>TOTAL REVENUE</b>	<b>85,103,357</b>	<b>81,141,241</b>
<b>EXPENDITURES</b>		
Personal Services	\$ 61,655,353	\$ 59,962,030
Operating Expenditures	13,575,390	13,012,595
Grants and Aids	503,787	474,300
Capital	1,732,687	365,133
Non-Operating Transfers-Out	7,636,140	7,327,183
<b>TOTAL EXPENDITURES</b>	<b>85,103,357</b>	<b>81,141,241</b>
<b>Total Revenues less Expenditures and Other Resources</b>	<b>\$ -</b>	<b>\$ -</b>

**City of Plantation  
General Fund Budget Statement  
All Departments  
Fiscal Year 2012-2013**

	Personal Services	Operating Expenditures	Capital	Grants In Aid	Non-Operating Transfers-Out	Total	% of Total	Prior Year
Office of the Mayor/Admin.	\$ 1,023,866	\$ 116,950	\$ -	\$ 46,300	\$ -	\$ 1,187,116	1.39%	\$ 943,552
City Clerk	558,349	38,315	-	-	-	596,664	0.70%	622,005
Municipal Elections	-	120,000	-	-	-	120,000	0.14%	-
Financial Services	1,089,661	208,557	-	-	-	1,298,218	1.53%	1,347,356
Financial Services Purchasing	195,254	12,334	-	-	-	207,588	0.24%	204,167
Information Technology	1,618,004	1,720,782	1,039,000	-	-	4,377,786	5.14%	3,312,003
Human Resources	685,318	330,166	-	-	-	1,015,484	1.19%	1,139,936
Planning, Zoning and Development Svcs	863,785	92,000	-	-	-	955,785	1.12%	874,077
Economic Development	-	11,800	-	457,487	-	469,287	0.55%	521,777
Public Relations	-	-	-	-	-	-	0.00%	137,900
Police	33,160,499	2,130,722	69,585	-	-	35,360,806	41.55%	34,737,139
Fire	1,784,351	1,447,200	-	-	-	3,231,551	3.80%	3,199,063
Building	1,971,547	188,755	20,000	-	-	2,180,302	2.56%	2,059,217
Design, Landscape and Construction Mgmt	585,805	13,235	-	-	-	599,040	0.70%	619,750
Engineering	757,901	20,700	28,000	-	-	806,601	0.95%	800,241
Stormwater Drainage	-	93,388	-	-	-	93,388	0.11%	93,200
Risk Management	209,641	1,529,310	-	-	-	1,738,951	2.04%	1,869,140
Public Works	4,462,184	314,478	103,502	-	-	4,880,164	5.73%	4,208,591
Resource Recovery	8,600	1,965,380	-	-	-	1,973,980	2.32%	1,861,622
Landscaping	976,521	121,057	-	-	-	1,097,578	1.29%	1,031,090
Central Services - Crafts	881,285	42,800	25,000	-	-	949,085	1.12%	883,892
Central Services - Facilities Maintenance	433,195	323,900	-	-	-	757,095	0.89%	745,483
Library	718,983	55,650	23,000	-	-	797,633	0.94%	761,281
Historical Museum	50,457	16,150	-	-	-	66,607	0.08%	64,753
Parks & Recreation	5,851,488	1,991,658	181,000	-	-	8,024,146	9.43%	7,638,048
Parks and Recreation Tennis Complex	251,061	107,292	-	-	-	358,353	0.42%	376,505
Parks and Recreation Aquatics Complex	757,099	194,354	243,600	-	-	1,195,053	1.40%	915,401
Parks and Recreation Equestrian Center	106,402	83,007	-	-	-	189,409	0.22%	154,832
Other General Gov't-Cost Recovery	-	63,500	-	-	-	63,500	0.07%	63,500
Other General Gov't-General	1,425,694	193,950	-	-	-	1,619,644	1.90%	1,609,648
Other General Gov't-Telecommunication	-	-	-	-	-	-	0.00%	900
Other General Gov't-Post Employment	1,228,407	-	-	-	-	1,228,407	1.44%	1,017,991
Other General Gov't-Special Programs-Donation	-	28,000	-	-	-	28,000	0.03%	1,017,991
Operating Transfers-Out	-	-	-	-	7,636,140	7,636,140	8.97%	7,327,183
<b>TOTAL</b>	<b>\$ 61,655,353</b>	<b>\$ 13,575,390</b>	<b>\$ 1,732,687</b>	<b>\$ 503,787</b>	<b>\$ 7,636,140</b>	<b>\$ 85,103,357</b>	<b>100.00%</b>	<b>\$ 81,141,241</b>
Percent of Total	72.45%	15.95%	2.04%	0.59%	8.97%	100.00%		
Prior Year	\$ 59,962,030	\$ 13,012,595	\$ 365,133	\$ 474,300	\$ 7,327,183	\$ 81,141,241		
Prior Year %	73.90%	16.04%	0.45%	0.58%	9.03%	100.00%		

**City of Plantation  
General Fund  
001-0000**

	Actual FY 2010	Actual FY 2011	Adopted FY 2012	Adopted FY 2013
<b>Revenue:</b>				
<b>Ad-Valorem Operating</b>				
311-0001 Taxes-Ad Valorem-Current	31,805,108	28,123,510	29,577,628	36,517,714
311-0002 Taxes-Ad Valorem-Delinquent	343,049	593,813	100,000	150,000
<b>Total Ad-Valorem Operating</b>	<b>32,148,157</b>	<b>28,717,323</b>	<b>29,677,628</b>	<b>36,667,714</b>
<b>Utility Service Taxes</b>				
314-1000 Utility Service Taxes-FPL		6,085,784	5,870,672	6,120,018
314-4000 Utility Service Taxes-Peoples Gas	133,332	127,041	121,980	127,450
339-0001 Enterprise Fund-Electric Utility Service Tax	116,042	117,773	113,700	114,600
<b>Total Utility Service</b>	<b>249,374</b>	<b>6,330,598</b>	<b>6,106,352</b>	<b>6,362,068</b>
<b>Other General Taxes</b>				
315-0001 Communications Service Taxes	5,667,674	5,252,369	5,167,698	4,957,230
316-0001 Local Business Tax-City	747,001	751,455	836,000	850,000
338-0001 Local Business Tax-County	42,693	114,387	43,150	44,050
<b>Total Other General Taxes</b>	<b>6,457,368</b>	<b>6,118,211</b>	<b>6,046,848</b>	<b>5,851,280</b>
<b>Permits, Fees &amp; Special Assessments</b>				
322-0001 Permits-Building	2,113,992	2,253,240	5,083,889	2,600,000
322-0002 Permits-Police	96,942	94,317	90,000	90,000
322-0003 Permits-Fire	420,789	443,600	450,000	420,800
322-0004 Permits-Engineering	125,470	96,162	75,000	100,000
323-1000 Franchise Fees-FPL		6,028,547	6,342,241	6,608,975
323-4000 Franchise Fees-Peoples Gas		45,592	58,500	55,575
323-7000 Franchise Fees-Waste Management		619,554	650,000	625,100
323-9001 Franchise Fee-Demolition	46,576	56,917	75,000	40,000
325-1001 Special Assessments-Capital Improv Dredging				13,733
329-0003 Other Permits and Fees-Surcharge	44,734	45,206	50,000	45,000
329-0004 Other Permits and Fees-Lobbyist Registration Fee				500
344-9002 Service Charge-T-Towing Fees	72,000	72,000	72,000	72,000
361-1020 Dredging Assessment-Interest/Penalties		3,849		644
361-1030 Plant Isles Assessment-Interest/Penalties		1,906	1,100	1,100
361-1060 Acres I Assessment-Interest/Penalties	27	37		
363-1101 Dredging assessment-Principal		44,852		
363-1103 P.I. Wall Assessment-Principal		4,000	4,000	
<b>Total Permits, Fees &amp; Special Assessments</b>	<b>2,920,530</b>	<b>9,809,779</b>	<b>12,951,730</b>	<b>10,673,427</b>
<b>Intergovernmental</b>				
312-5100 Firefighters' Property Ins Premium Tax	696,293	713,117	696,293	713,117
312-5200 Police Officers' Casualty Ins Premium tax	653,355	617,577	653,355	617,577
331-2000 Federal Grants-Public safety	133,917	68,360	38,050	21,337
331-3900 Federal Grants-PE-Other Physical		14,305		
334-2000 State Grants-Public Safety	18,010		18,170	
334-3900 State Grants-PE-Other Physical Environment		20,000		

**City of Plantation  
General Fund  
001-0000**

	Actual FY 2010	Actual FY 2011	Adopted FY 2012	Adopted FY 2013
<b>Revenue:</b>				
<b>Intergovernmental</b>				
335-1200 State Shared Rev-GG-Sales Tax	1,074,863	1,613,766	1,691,747	1,568,600
335-1400 State Shared Rev-GG-Mobile Home Licenses	1,054	967	1,200	1,100
335-1500 State Shared Rev-GG-Alcohol Beverage License	31,995	29,139	30,600	29,050
335-1800 State Shared Rev-GG-Local Gov Half Cent Sales Tax	4,312,245	4,494,143	4,684,929	4,465,350
335-2100 State Shared Rev-PS-Firefighters Supplement Comp	982	1,920	1,300	1,920
335-4900 State Shared Rev-T-Other T	39,714	39,437	36,300	38,800
337-2000 Grants From Other Local Units-Public Safety	203,882	263,823	325,164	325,164
338-0003 County Shared Revenues-911 Fees	231,703	242,453	242,000	174,111
<b>Total Intergovernmental</b>	<b>7,398,013</b>	<b>8,119,007</b>	<b>8,419,108</b>	<b>7,956,126</b>
<b>Charges for Services</b>				
341-9001 GG-Other-Financial Services Fees	71,432	72,310	70,000	117,330
341-9002 GG-Other-Court/Witness/Jury Fees	3,741	3,689	3,500	3,500
341-9004 GG-Other-City Clerk Services	48,387	52,570	50,000	52,000
342-1001 PS-Police Reports	17,325	37,935	17,000	50,000
342-1002 PS-Police Special Detail Services	646,020	668,924	624,000	595,000
342-2001 PS-Fire Services	377,067	678,238	500,000	500,000
342-5001 PS-Zoning/Planning	90,238	161,255	130,000	175,000
342-5002 PS-Cost Recovery	122,520	154,377	134,500	154,000
343-4001 PE-Solid Waste Pick-up Revenue	187,223	1,468,405	1,525,000	1,400,000
343-7001 PE-Recycling Fees	695,364	472,115	1,965,000	1,488,000
343-7002 PE-Wetlands		25,328		
343-9002 PE-Landscape Fees	33,407	19,604	31,000	36,000
344-9001 T-Fees Engineering	1,450	3,200	1,500	31,500
345-1000 NSP Administrative Cost Recovery	30,689	16,637	29,100	47,000
347-1001 CR-Library Fees	784	1,135	800	800
347-2001 CR-Recreation Programs	748,960	1,051,484	1,045,292	1,100,000
347-2101 CR-Recreation-Over/Short	464	( 94 )		
347-2401 CR-Pool-Over/Short	( 1 )	23		
347-2601 CR-Tennis-Over/Short	4			
347-5100 CR-Pool	380,317	383,528	395,000	400,000
347-5200 CR-Veltri Tennis Complex	163,034	243,555	217,000	246,511
347-5300 CR-Equestrian Center	114,826	152,542	135,000	152,100
349-0004 O-Insurance Premiums-Dependant/Retirees	630,286	625,281	936,152	1,240,915
349-0010 O-Documents/Books/Maps	13,813	12,385	13,000	12,000
349-0020 Contributions From Enterprise Funds-Gas Tax Allocation				210,000
349-0021 Contributions From Enterprise Funds-Cost Allocation				2,222,728
349-0112 Gateway Maintenance				300,000
349-9109 Cost Allocation/Midtown				75,000
349-9110 Cost Allocation/CRA				100,000
349-9112 Cost Allocation/Gateway				30,000
349-9172 Cost Allocation/General				65,224
349-9174 Cost Allocation/Fire				13,210
<b>Total Charges for Services</b>	<b>4,377,350</b>	<b>6,304,426</b>	<b>7,822,844</b>	<b>10,817,818</b>

**City of Plantation  
General Fund  
001-0000**

	Actual FY 2010	Actual FY 2011	Adopted FY 2012	Adopted FY 2013
<b>Revenue:</b>				
<b>Fines &amp; Forfeitures</b>				
351-1001 County Court Criminal	388,989	357,972	327,000	280,000
351-3000 County Court Civil-Police Education	17,837	15,006	15,000	15,000
352-0000 Library	4,856	4,767	4,000	4,000
354-0000 Code violations	143,611	488,605	400,000	500,000
354-0001 Alarm	66,100	66,443	80,000	80,000
354-1000 CE-Civil Citation Program	100	1,025	400	800
<b>Total Fines &amp; Forfeitures</b>	<b>621,493</b>	<b>933,819</b>	<b>826,400</b>	<b>879,800</b>
<b>Impact Fees</b>				
363-2701 Impact Fees-Parks	2,675	992	1,550	
324-1100 Impact Fees-Residential-Public Safety				70,000
324-1200 Impact Fees-Commercial-Public Safety				30,000
324-6100 Impact Fee-Residential-Culture/Recreation				80,000
<b>Total Impact Fees</b>	<b>2,675</b>	<b>992</b>	<b>1,550</b>	<b>180,000</b>
<b>Misc Revenue</b>				
361-1001 Investment Interest	56,276	33,943	69,509	35,750
361-9999 Interest and Other Earnings-Allocated	195,219	75,182	36,137	24,994
362-0001 Tower Rental	965,186	1,040,853	1,070,000	1,146,050
362-0002 Commissions	9,681	9,776	10,000	9,700
362-0003 Rental-Other	65,782	72,122	65,000	60,300
365-0001 Sales of Surplus Materials and Scrap	234,841	18,338	100,000	23,500
366-0002 Contributions and Donations-Tree beautification		87,734		40,000
366-0003 Contributions and Donations-Various	15,020	93,851	33,500	76,500
369-3001 Other misc revenue-Comp Proceeds	123,514	145,324	110,000	280,000
369-9001 Other misc revenue-Other	8,559	264,094	1,533	50,000
369-9002 Other misc revenue-Auto cost recovery	20,733	21,939	20,500	20,900
369-9800 Prior Year Adjustments	( 68,478 )	( 788 )		
369-9900 Other Misc Earnings-Allocated				34,382
<b>Total Misc Revenue</b>	<b>1,626,331</b>	<b>1,862,370</b>	<b>1,516,179</b>	<b>1,802,076</b>
<b>Other Sources</b>				
364-0001 Misc-Gain/loss or proceeds on disposition of fixed assests				883,671
369-9955 Reimb-Enterprise Funds-PW Services	125,000	125,000	125,000	
369-9999 Reimb-Enterprise Funds-Cost Allocation	1,825,000	1,785,250	2,102,064	
380-0009 Reimb-Governmental Funds-Maintenance	270,750	270,750	270,750	
380-9927 Reimb-Governmental Funds-Cost Allocation		218,800	359,000	
<b>Total Other Sources</b>	<b>2,220,750</b>	<b>2,399,800</b>	<b>2,856,814</b>	<b>883,671</b>

**City of Plantation  
General Fund  
001-0000**

	Actual FY 2010	Actual FY 2011	Adopted FY 2012	Adopted FY 2013
<b>Revenue:</b>				
<b>Non-Operating Transfers-In</b>				
381-0106 Interfund Tfrs-In-Pledged Revenue Fund	15,125,000			
381-0109 Interfund Tfrs-In-Plantation Midtown	124,650	165,750	297,605	298,153
381-0227 Interfund Tfrs-In-CRA Escrow Fund			196,750	191,375
381-0331 Interfund Tfrs-In-Designated Capital Improv & Reserve	2,253,504	6,948,538		
381-0237 Interfund Tfrs-In-Midtown Construction		4,743		
381-0440 Interfund Tfrs-In-Utility Operating	1,455,000	1,981,550	1,981,550	1,981,550
<b>Total Non-Operating Transfers-In</b>	<b>18,958,154</b>	<b>9,100,580</b>	<b>2,475,905</b>	<b>2,471,078</b>
<b>Appropriated Fund Balance</b>				
389-9001 Appropriated Fund Balance			2,439,883	558,299
<b>Total Appropriated Fund Balance</b>			<b>2,439,883</b>	<b>558,299</b>
<b>Total Revenue</b>	<b>74,759,445</b>	<b>77,297,104</b>	<b>78,284,427</b>	<b>85,103,357</b>



# CITY OF PLANTATION

---

---

## General Services Departments

---

---

**Office of the Mayor/Administration**

**Diane Veltri Bendekovic**

**City Clerk**

**Susan Slattery, Clerk**

**Municipal Elections**

**Susan Slattery, Clerk**

**Financial Services**

**Herbert V. Herriman, Director**

**Financial Services - Purchasing**

**Herbert V. Herriman, Director**

**Information Technology**

**Robert Castro, Director**

**Human Resources**

**Margie Moale, Director**

**Planning and Zoning**

**Laurence Leeds, Director**

**Economic Development**

**Laurence Leeds, Director**

**Design, Landscape & Construction Management**

**Danny (Adnan) Ezzeddine, Director**

**Risk Management**

**Gary Shimun, Chief Administrative Officer**

**Central Services - Crafts**

**Frank DeCelles, Director**

**Central Services - Facilities Maintenance**

**Frank DeCelles, Director**

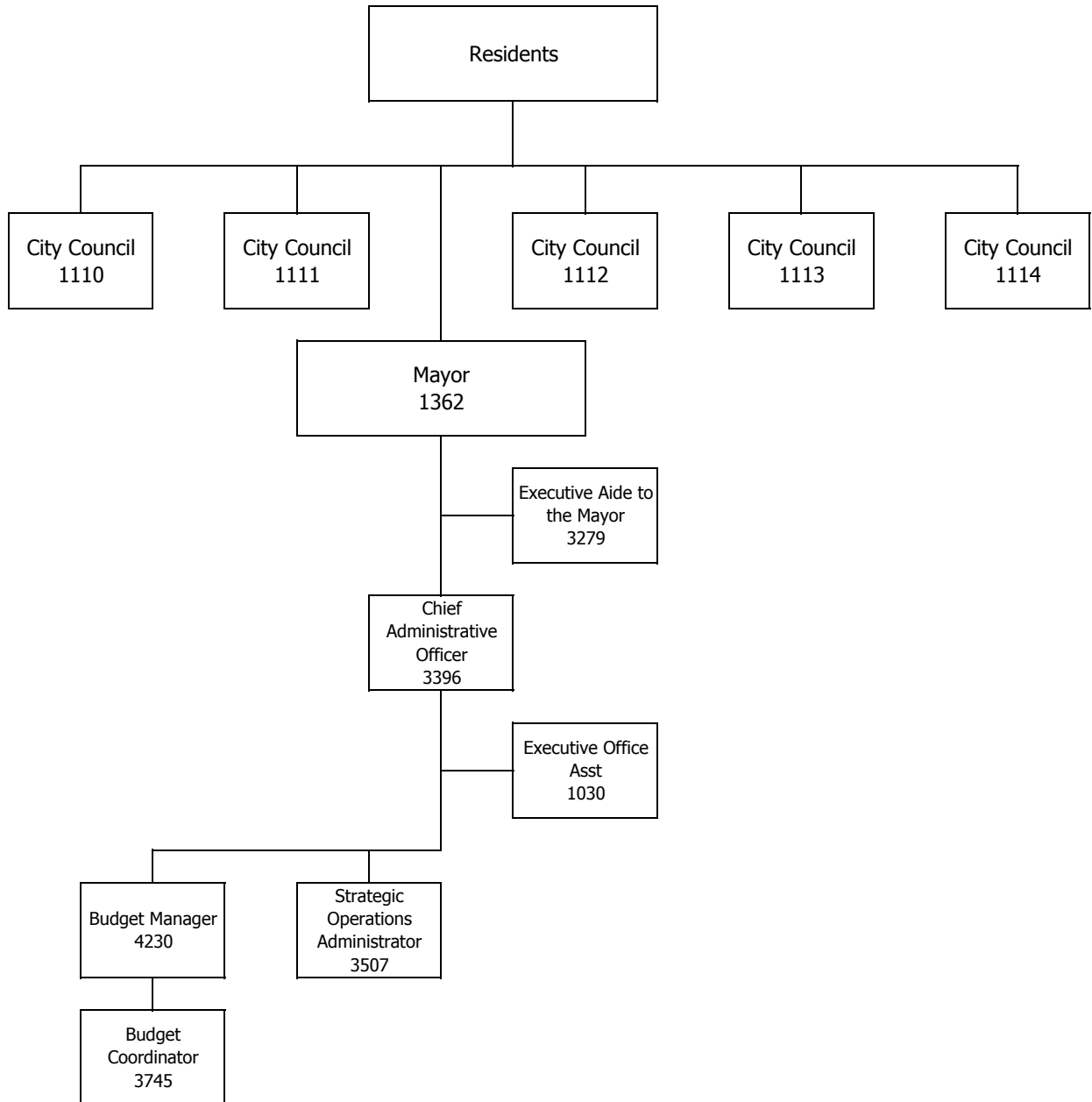
**Other General Government**

**Gary Shimun, Chief Administrative Officer**

---

---

**City of Plantation**  
**Office of Mayor/Admin Elected Officials**  
**001-1100**



**City of Plantation  
Office of Mayor/Admin Elected Officials  
001-1100**

**Staffing Levels**

	FY 2011	FY 2012	FY 2013
Mayor	1	1	1
Council	5	5	5
Chief Administrative Officer	1	1	1
Strategic Ops Administrator	1	1	1
Budget Manager	0	0	1
Executive Aide to the Mayor	1	1	1
Budget Coordinator	0	0	1
Executive Officer Assistant	1	1	1
<b>Total Budgeted Positions</b>	<b>10</b>	<b>10</b>	<b>12</b>

**Budget Summary**

	Actual FY 2011	Budget FY 2012	Adopted FY 2013
<u>Expenditures</u>			
Personal Services	839,216	856,652	1,023,866
Operating Expenditures	138,505	86,900	116,950
Grants and Aids	-	-	46,300
Capital Outlay	2,705	-	-
<b>Expenditures Totals</b>	<b>980,425</b>	<b>943,552</b>	<b>1,187,116</b>

**City of Plantation**  
**Office of Mayor/Admin Elected Officials**  
**001-1100**

	<b>Actual FY 2010</b>	<b>Actual FY 2011</b>	<b>Adopted FY 2012</b>	<b>Adopted FY 2013</b>
<b>Salaries and Wages:</b>				
511-1101 Payroll-Elected Officials	267,108	269,733	266,084	263,014
512-1201 Payroll-Pension Qualified	346,818	322,320	377,937	436,646
512-1301 Payroll-Non-Pension Qualified	13,613	14,298		25,347
512-1401 Payroll-Overtime	104			
<b>Total Salaries and Wages</b>	<b>627,643</b>	<b>606,351</b>	<b>644,021</b>	<b>725,007</b>
<b>Employee Benefits:</b>				
512-2199 FICA	44,622	43,677	47,438	54,168
512-2299 Retirement-Required Employer Contribution	44,819	41,471	43,078	80,389
512-2308 Life Insurance Benefit	1,093	1,164	856	1,109
512-2313 Long Term Disability Benefit	1,714	1,945	1,983	2,544
512-2399 Health Benefits	174,853	141,843	115,894	158,099
512-2499 Worker's Compensation	2,002	2,765	3,382	2,550
<b>Total Employee Benefits</b>	<b>269,102</b>	<b>232,865</b>	<b>212,631</b>	<b>298,859</b>
<b>Services:</b>				
512-3101 Employment testing services	65		100	100
512-3199 Legal-Allocation	164,701	60,663	15,000	20,000
512-3420 Misc contractual services				600
512-4001 Food and shelter	4,184	3,443	3,500	5,200
512-4002 Transportation costs	31	15	250	200
512-4101 Postage/shipping charges	1,313	1,581	1,500	2,500
512-4102 Communications	2,801	3,288	4,000	5,500
512-4601 R/M-Equipment			100	
512-4602 R/M-Tires	328	180		
512-4603 R/M-Vehicles	470	469		
512-4606 R/M-Maintenance contract	3,987	4,628	4,000	4,000
512-4701 Printing and binding	322	565	500	250
512-4803 Advertising	1,076	788	1,000	6,400
512-4804 Econ Dev Services and Promotional Activities				22,000
512-4806 Promotional materials/services				2,500
512-4904 Contingency account	1,666	39,987	30,000	23,500
<b>Total Services</b>	<b>180,945</b>	<b>115,609</b>	<b>59,950</b>	<b>92,750</b>
<b>Materials &amp; Supplies:</b>				
512-5101 Supplies-Office	1,542	1,164	1,500	1,500
512-5201 Tools/Under threshold furn/equip		52	200	200
512-5202 Supplies/Materials-Expendable	565	393	350	
512-5203 Supplies-Fuel	2,202	2,057	300	
512-5233 Holiday decorations				500
512-5401 General Collection Books	743	479	2,000	2,000
512-5403 Memberships/Schools	19,459	18,751	22,600	20,000
<b>Total Materials &amp; Supplies</b>	<b>24,510</b>	<b>22,896</b>	<b>26,950</b>	<b>24,200</b>

**City of Plantation**  
**Office of Mayor/Admin Elected Officials**  
**001-1100**

	<u>Actual</u> <u>FY 2010</u>	<u>Actual</u> <u>FY 2011</u>	<u>Adopted</u> <u>FY 2012</u>	<u>Adopted</u> <u>FY 2013</u>
<b>Grants and Aids:</b>				
512-8202 Area agency on aging				43,800
512-8204 Vaccination program				2,500
<b>Total Grants and Aids</b>				<u>46,300</u>
<b>Capital:</b>				
512-6401 Machinery and Equipment		2,705		
<b>Total Capital</b>		<u>2,705</u>		
<b>Total Expenditures</b>	<u>1,102,200</u>	<u>980,425</u>	<u>943,552</u>	<u>1,187,116</u>

**City of Plantation**  
**Office of Mayor/Admin Elected Officials**  
**001-1100**

**Foot Notes - 2013**

- 512-4001 Food and shelter**  
*Cost of meals, rooms, etc., used by Elected Officials and staff including out-of-town expenses.*
- 512-4002 Transportation costs**  
*Part of travel expenses incurred by City Council Members and the Strategic OPS Administrator for out-of-town travel for City business.*
- 512-4101 Postage/shipping charges**  
*Combined with PR postage/shipping charges.*
- 512-4102 Communications**  
*Cost of local telephone service and long distance calls for twelve phone lines and cell phones for Council, CAO and Mayor. Also includes monthly data plan.*
- 512-4606 R/M-Maintenance contract**  
*Copier lease.*
- 512-4701 Printing and binding**  
*Printing of forms & flyers, if needed.*
- 512-4803 Advertising**  
*Advertisements required for sale of North and Middle Acres properties*
- 512-4804 Econ Dev Services and Promotional Activities**  
*Previously in PR budget. Cost for community event planning services rendered by Chamber of Commerce, such business summits, holiday parade, prayer bfast, etc.*
- 512-4806 Promotional materials/services**  
*To promote the City's image and goodwill. These items include committee expenses, plaques, keys to the City, resolutions and CARE Force items. Also includes any items related to City's green initiative.*
- 512-4904 Contingency account**  
*Mayor/Council directed items that are unbudgeted and do not pertain to a specific department.*
- 512-5101 Supplies-Office**  
*Supplies for Administration and City Council including stationary, business cards, copier and computer supplies, etc.*
- 512-5201 Tools/Under threshold furn/equip**  
*Replace of small office equipment.*
- 512-5233 Holiday decorations**  
*No decoration purchases this year, but a small amount is needed annually for light pole arms that need to be replaced, ties to hold banners onto poles, and minor additions/maintenance to Liberty Tree park display.*
- 512-5401 General Collection Books**  
*Administration's subscriptions and publications.*

**City of Plantation**  
**Office of Mayor/Admin Elected Officials**  
**001-1100**

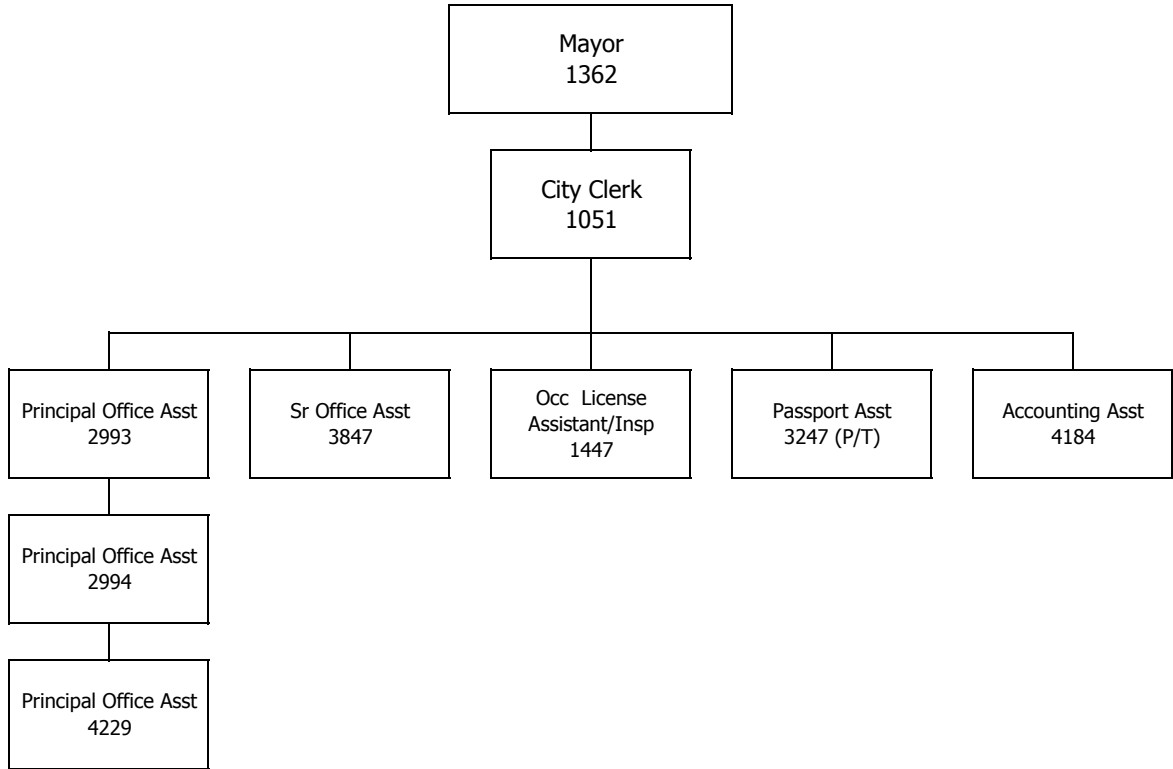
**Foot Notes - 2013**

<b>512-5403</b>	<b>Memberships/Schools</b>	
	<i>Broward City County Management Association</i>	150
	<i>Broward League of Cities dues</i>	8,260
	<i>Ethics training</i>	300
	<i>FGFOA</i>	70
	<i>Florida City County Management Association</i>	350
	<i>Florida League of Cities dues</i>	8,270
	<i>International City County Management Association</i>	950
	<i>Seminars</i>	1,600
	<i>SFGFOA</i>	50
		<hr/> <b>20,000</b> <hr/>
	<b>Salary Contingency</b>	
	<i>Annual Leave/Sick Leave</i>	3,960
	<i>Auto Allowance</i>	8,400
	<i>Longevity</i>	7,100
		<hr/> <b>19,460</b> <hr/>

**City of Plantation**

**City Clerk**

**001-1500**





**City of Plantation  
City Clerk  
001-1500**

**Staffing Levels**

	FY 2011	FY 2012	FY 2013
City Clerk	1	1	1
Occ License Assistant/Insp	1	1	1
Accounting Assistant	1	1	1
Principal Office Assistant	2	2	2
Passport Assistant	1	1	0
Passport Assistant - P/T	0	0	1
Senior Office Assistant	2	2	2
Occ License Survey Assistant - P/T	1	1	0
<b>Total Budgeted Positions</b>	<b>9</b>	<b>9</b>	<b>8</b>

**Budget Summary**

	Actual FY 2011	Budget FY 2012	Adopted FY 2013
<u>Expenditures</u>			
Personal Services	611,223	583,114	558,349
Operating Expenditures	31,453	38,890	38,315
Capital Outlay	4,996	-	-
<b>Expenditures Totals</b>	<b>647,672</b>	<b>622,004</b>	<b>596,664</b>

**City of Plantation  
City Clerk  
001-1500**

	<b>Actual FY 2010</b>	<b>Actual FY 2011</b>	<b>Adopted FY 2012</b>	<b>Adopted FY 2013</b>
<b>Salaries and Wages:</b>				
512-1201 Payroll-Pension Qualified	311,471	356,356	353,354	300,185
512-1301 Payroll-Non-Pension Qualified	39,755	44,422	31,312	51,844
512-1401 Payroll-Overtime		14		
<b>Total Salaries and Wages</b>	<b>351,226</b>	<b>400,792</b>	<b>384,666</b>	<b>352,029</b>
<b>Employee Benefits:</b>				
512-2199 FICA	26,102	29,932	29,427	26,930
512-2299 Retirement-Required Employer Contribution	40,249	49,011	50,342	53,163
512-2308 Life Insurance Benefit	773	742	669	732
512-2313 Long Term Disability Benefit	1,212	977	1,201	1,304
512-2399 Health Benefits	125,446	127,744	115,310	122,299
512-2499 Worker's Compensation	1,247	2,025	1,499	1,891
<b>Total Employee Benefits</b>	<b>195,029</b>	<b>210,431</b>	<b>198,448</b>	<b>206,320</b>
<b>Services:</b>				
512-3101 Employment testing services	28			
512-3199 Legal-Allocation	793	1,183	1,500	1,500
512-3401 Bank service fees	2,430	2,015	2,800	3,000
512-4001 Food and shelter	463		250	
512-4002 Transportation costs	45		50	
512-4101 Postage/shipping charges	7,020	7,093	7,000	7,000
512-4102 Communications	1,877	1,350	2,150	2,200
512-4601 R/M-Equipment	112			
512-4606 R/M-Maintenance contract	11,735	14,310	20,815	20,815
512-4701 Printing and binding		25		
512-4803 Advertising	70	405	100	
<b>Total Services</b>	<b>24,573</b>	<b>26,379</b>	<b>34,665</b>	<b>34,515</b>
<b>Materials &amp; Supplies:</b>				
512-5101 Supplies-Office	2,633	3,031	2,800	2,800
512-5201 Tools/Under threshold furn/equip		530	50	50
512-5202 Supplies/Materials-Expendable	868	1,055	450	450
512-5401 General Collection Books	18		50	25
512-5403 Memberships/Schools	385	458	875	475
<b>Total Materials &amp; Supplies</b>	<b>3,905</b>	<b>5,074</b>	<b>4,225</b>	<b>3,800</b>
<b>Capital:</b>				
512-6401 Machinery and Equipment		4,996		
<b>Total Capital</b>		<b>4,996</b>		
<b>Total Expenditures</b>	<b>574,733</b>	<b>647,672</b>	<b>622,004</b>	<b>596,664</b>

**City of Plantation  
City Clerk  
001-1500**

**Foot Notes - 2013**

<b>512-3401</b>	<b>Bank service fees</b> <i>Fees necessary to provide credit card transactions to customers.</i>	
<b>512-4001</b>	<b>Food and shelter</b> <i>Fees for hotel and meals for City Clerk to attend one institute in Orlando which is required to keep certification current.</i>	
<b>512-4002</b>	<b>Transportation costs</b> <i>Costs associated with fuel for license inspector and City Clerk to use pool car.</i>	
<b>512-4101</b>	<b>Postage/shipping charges</b> <i>Regular correspondence, certified mailings, notices to property owners, business license renewals and past due notices, special mailings directed.</i>	
<b>512-4102</b>	<b>Communications</b> <i>Cost of local telephone service and long distance for 9 lines in the City Clerk's office.</i>	
<b>512-4606</b>	<b>R/M-Maintenance contract</b> <i>Color copier/scanner/printer</i>	4,440
	<i>Digital Court Recorder Maintenance Contract</i>	1,275
	<i>Granicus webcasting</i>	7,000
	<i>Pitney Bowes mail machine</i>	8,100
		<u>20,815</u>
<b>512-4803</b>	<b>Advertising</b> <i>Legal advertising in Sun Sentinel, Miami Herald for ordinances, resolutions, code amendments and other statutory public notices for City Clerk's office.</i>	
<b>512-5101</b>	<b>Supplies-Office</b> <i>Regular office supplies to maintain office and for City Council members, Advisory Boards and agenda administration.</i>	
<b>512-5201</b>	<b>Tools/Under threshold furn/equip</b> <i>For minor equipment replacements.</i>	
<b>512-5202</b>	<b>Supplies/Materials-Expendable</b> <i>Rental of Post Office Box for buisness license renewals, special paper needed for business licenses.</i>	
<b>512-5401</b>	<b>General Collection Books</b> <i>Various updates of books for City Clerk such Government in the Sunshine Manual.</i>	
<b>512-5403</b>	<b>Memberships/Schools</b> <i>BCMCA Membership</i>	25
	<i>Florida Association of City Clerks Membership</i>	150
	<i>IIMC Membership</i>	200
	<i>Notary Renewal - Gualtieri</i>	100
	<i>Various membership fees required to keep certifications current.</i>	<u>475</u>
	<b>Salary Contingency</b> <i>Annual Leave/Sick Leave</i>	21,558
	<i>Auto Allowance</i>	1,800
	<i>Longevity Pay</i>	11,400
		<u>34,758</u>

**City of Plantation  
Municipal Elections  
001-1600**

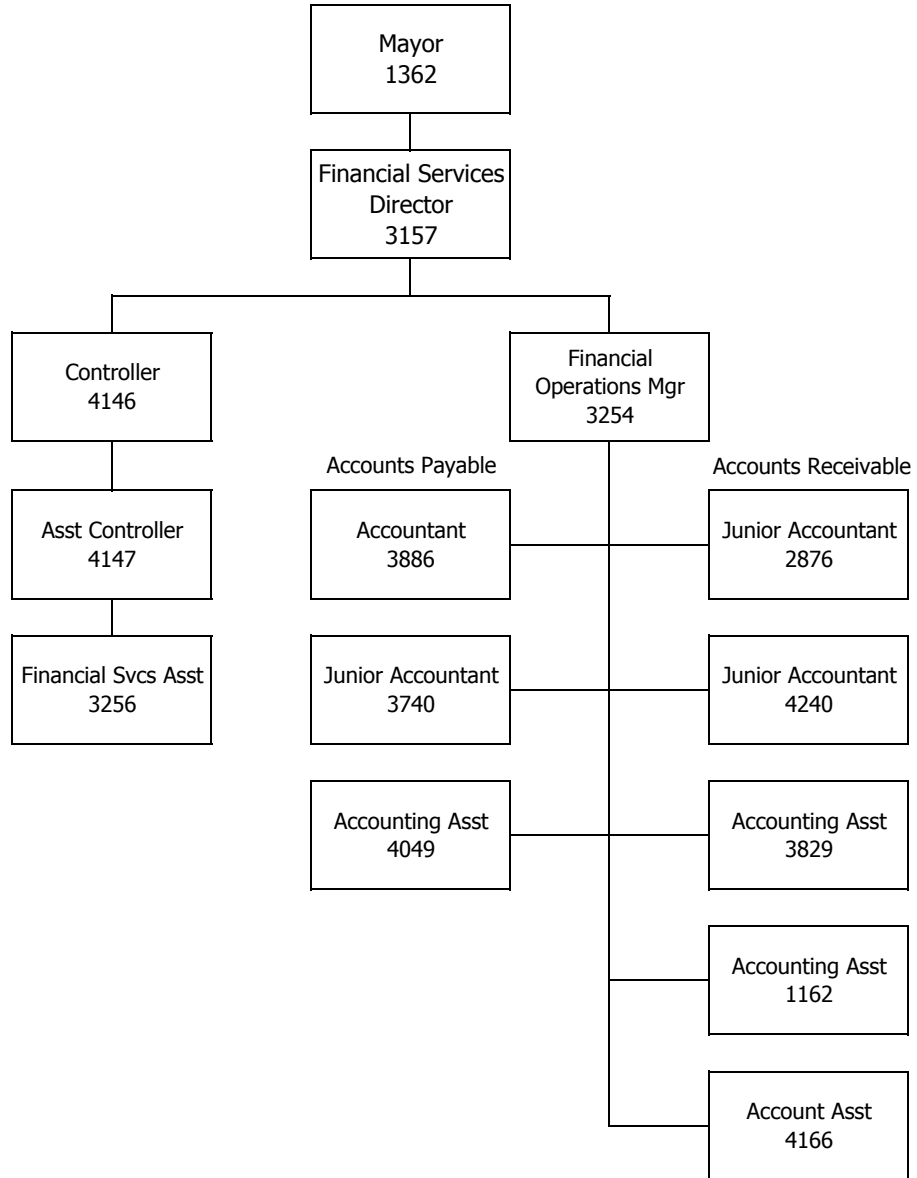
	<u>Actual FY 2010</u>	<u>Actual FY 2011</u>	<u>Adopted FY 2012</u>	<u>Adopted FY 2013</u>
<b>Services:</b>				
511-3199 Legal-Allocation				
511-3407 Election expense		115,174		120,000
<b>Total Services</b>		<u>115,174</u>		<u>120,000</u>
<b>Total Expenditures</b>		<u><u>115,174</u></u>		<u><u>120,000</u></u>

**City of Plantation  
Municipal Elections  
001-1600**

**Foot Notes - 2013**

- 511-3407**    **Election expense**  
*Expenses for City Election including poll workers, rental of facilities, newspaper advertising in Spanish & English, various costs charged by Supervisor of Elections.*

City of Plantation  
Financial Services  
001-1903



**City of Plantation  
Financial Services  
001-1903**

**Staffing Levels**

	FY 2011	FY 2012	FY 2013
Finance Director	1	1	1
Financial Operations Manager	1	1	1
Controller	1	1	1
Budget Manager	1	0	0
Budget Coordinator	1	1	0
Accountant	1	1	1
Assistant Controller	1	1	1
Junior Accountant	2	2	3
Financial Services Assistant	2	2	1
Accounting Assistant	6	6	4
<b>Total Budgeted Positions</b>	<b>17</b>	<b>16</b>	<b>13</b>

**Budget Summary**

	Actual FY 2011	Budget FY 2012	Adopted FY 2013
<u>Expenditures</u>			
Personal Services	1,290,393	1,234,966	1,089,661
Operating Expenditures	155,246	112,390	208,557
Capital Outlay	-	-	-
<b>Expenditures Totals</b>	<b>1,445,638</b>	<b>1,347,356</b>	<b>1,298,218</b>

**City of Plantation  
Financial Services  
001-1903**

	Actual FY 2010	Actual FY 2011	Adopted FY 2012	Adopted FY 2013
<b>Salaries and Wages:</b>				
513-1201 Payroll-Pension Qualified	830,501	780,051	794,120	650,574
513-1301 Payroll-Non-Pension Qualified	102,360	26,670	23,047	36,148
513-1401 Payroll-Overtime	27,074	1,569	1,000	1,000
<b>Total Salaries and Wages</b>	<b>959,935</b>	<b>808,290</b>	<b>818,167</b>	<b>687,722</b>
<b>Employee Benefits:</b>				
513-2199 FICA	71,336	60,386	61,971	52,075
513-2299 Retirement-Required Employer Contribution	107,359	139,494	131,165	137,544
513-2308 Life Insurance Benefit	1,426	1,754	1,364	1,083
513-2313 Long Term Disability Benefit	2,236	2,507	2,686	2,207
513-2399 Health Benefits	233,621	273,703	216,899	206,261
513-2499 Worker's Compensation	3,212	4,260	2,713	2,768
<b>Total Employee Benefits</b>	<b>419,189</b>	<b>482,103</b>	<b>416,799</b>	<b>401,939</b>
<b>Services:</b>				
513-3101 Employment testing services	300	121		150
513-3102 Consultants	3,500	56,550	10,000	23,900
513-3199 Legal-Allocation	3,091	3,403	4,600	4,600
513-3201 Audit services	45,750	45,375	48,000	47,625
513-3401 Bank service fees			10,880	20,000
513-3402 Outside service fees	200			75,932
513-4001 Food and shelter		30	200	500
513-4002 Transportation costs	8	248	150	500
513-4101 Postage/shipping charges	6,860	6,857	7,000	7,000
513-4102 Communications	3,636	2,814	3,700	1,600
513-4601 R/M-Equipment	283	280	200	300
513-4602 R/M-Tires		169	100	200
513-4603 R/M-Vehicles	73	431	200	400
513-4606 R/M-Maintenance contract	9,652	10,089	9,000	7,500
513-4701 Printing and binding	4,210	9,731	4,110	1,610
513-4803 Advertising	3,069	5,023	3,000	500
<b>Total Services</b>	<b>80,631</b>	<b>141,121</b>	<b>101,140</b>	<b>192,317</b>
<b>Materials &amp; Supplies:</b>				
513-5101 Supplies-Office	4,830	8,132	5,000	5,000
513-5201 Tools/Under threshold furn/equip	244	2,139	450	450
513-5202 Supplies/Materials-Expendable	454	431	350	450
513-5203 Supplies-Fuel	876	1,126	1,500	1,200
513-5401 General Collection Books	289	162	300	400
513-5403 Memberships/Schools	2,063	2,135	3,650	8,740
<b>Total Materials &amp; Supplies</b>	<b>8,756</b>	<b>14,125</b>	<b>11,250</b>	<b>16,240</b>
<b>Total Expenditures</b>	<b>1,468,511</b>	<b>1,445,638</b>	<b>1,347,356</b>	<b>1,298,218</b>



**City of Plantation  
Financial Services  
001-1903**

**Foot Notes - 2013**

<b>513-3102</b>	<b>Consultants</b>	
	<i>Arbitrage calculations</i>	11,500
	<i>GASB updates</i>	400
	<i>Internal audits</i>	10,000
	<i>OPEB Cost Study</i>	2,000
	<i>Consultants to assist the City in financial matters, such as arbitration, cost allocation study, GASB updates, internal audits, record retention and cost study for Other Post Employment Benefits.</i>	
		<u><b>23,900</b></u>
<b>513-3402</b>	<b>Outside service fees</b>	
	<i>Tribridge consulting cost.</i>	
<b>513-4102</b>	<b>Communications</b>	
	<i>Local and long distance telephone services for 19 regular telephone lines, two fax lines, and one cellular telephone.</i>	
<b>513-4601</b>	<b>R/M-Equipment</b>	
	<i>Miscellaneous Equipment repairs</i>	
<b>513-4606</b>	<b>R/M-Maintenance contract</b>	
	<i>Copier maintenance, usage, repairs</i>	5,500
	<i>Financial Software Maintenance</i>	<u>2,000</u>
		<u><b>7,500</b></u>
<b>513-4701</b>	<b>Printing and binding</b>	
	<i>1099 forms</i>	310
	<i>General checks</i>	<u>1,300</u>
		<u><b>1,610</b></u>
<b>513-4803</b>	<b>Advertising</b>	
	<i>Document recording fees, liens, position vacancies, etc.</i>	
<b>513-5101</b>	<b>Supplies-Office</b>	
	<i>Required operating supplies for fifteen staff members.</i>	
<b>513-5201</b>	<b>Tools/Under threshold furn/equip</b>	
	<i>Misc. minor office equipment</i>	
<b>513-5203</b>	<b>Supplies-Fuel/Lubricants</b>	
	<i>310 gallons @ \$3.40/gallon plus oil changes.</i>	
<b>513-5403</b>	<b>Memberships/Schools</b>	
	<i>American Institute of Certified Public Accountants</i>	215
	<i>Certified CGFOA Program and Training</i>	1,075
	<i>Certified Public Accountants Licenses</i>	105
	<i>Continuing Education</i>	3,000
	<i>Florida Government Finance Officers Association</i>	250
	<i>Florida Institute of Certified Public Accountants</i>	245
	<i>Seminars and Conferences</i>	3,600
	<i>South Florida Government Finance Officers Association</i>	<u>250</u>
		<u><b>8,740</b></u>

**City of Plantation  
Financial Services  
001-1903**

**Foot Notes - 2013**

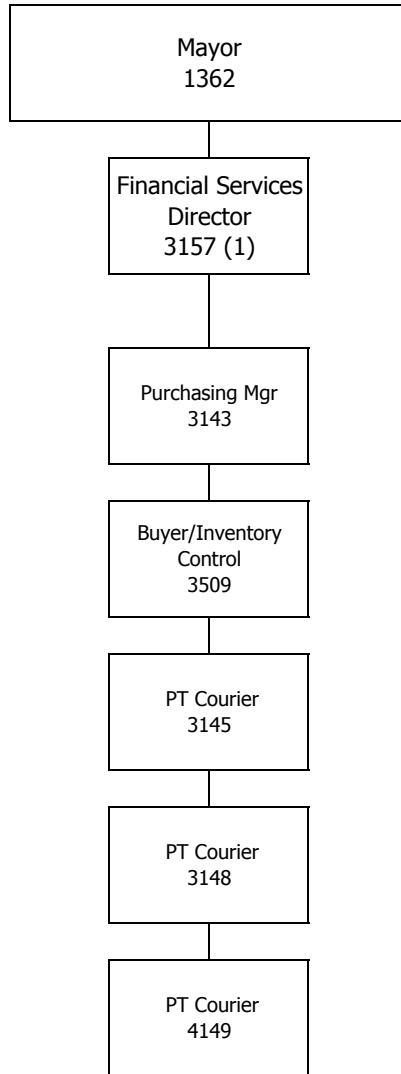
**Salary Contingency**  
*Annual Leave/Sick Leave*  
*Longevity Pay*

28,598  
7,550  

---

**36,148**

**City of Plantation**  
**Financial Services - Purchasing**  
**001-1904**



(1) Budgeted under Financial Services

**City of Plantation**  
**Financial Services - Purchasing**  
**001-1904**

**Staffing Levels**

	FY 2011	FY 2012	FY 2013
Purchasing Manager	1	1	1
Buyer/Inventory Control	1	1	1
Courier - P/T	3	3	3
<b>Total Budgeted Positions</b>	<b>5</b>	<b>5</b>	<b>5</b>

**Budget Summary**

	Actual FY 2011	Budget FY 2012	Adopted FY 2013
<u>Expenditures</u>			
Personal Services	194,094	193,568	195,254
Operating Expenditures	12,784	10,599	12,334
Capital Outlay	-	-	-
<b>Expenditures Totals</b>	<b>206,878</b>	<b>204,167</b>	<b>207,588</b>

**City of Plantation**  
**Financial Services - Purchasing**  
**001-1904**

	Actual FY 2010	Actual FY 2011	Adopted FY 2012	Adopted FY 2013
<b>Salaries and Wages:</b>				
513-1201 Payroll-Pension Qualified	102,632	104,951	104,729	104,079
513-1301 Payroll-Non-Pension Qualified	35,920	30,560	32,613	32,394
<b>Total Salaries and Wages</b>	<b>138,552</b>	<b>135,510</b>	<b>137,343</b>	<b>136,473</b>
<b>Employee Benefits:</b>				
513-2199 FICA	10,588	10,357	10,507	10,440
513-2299 Retirement-Required Employer Contribution	13,246	16,756	17,298	22,004
513-2308 Life Insurance Benefit	147	228	179	181
513-2313 Long Term Disability Benefit	230	320	356	358
513-2399 Health Benefits	24,182	30,445	27,363	25,290
513-2499 Worker's Compensation	349	477	522	506
<b>Total Employee Benefits</b>	<b>48,741</b>	<b>58,584</b>	<b>56,225</b>	<b>58,781</b>
<b>Services:</b>				
513-3101 Employment testing services	24		24	24
513-3402 Outside service fees	5,067	3,239	2,500	3,000
513-4101 Postage/shipping charges	15	8	25	10
513-4102 Communications	699	610	750	500
513-4602 R/M-Tires	184	467	500	500
513-4603 R/M-Vehicles	395	671	500	500
513-4606 R/M-Maintenance contract	1,726	2,099	2,000	2,000
513-4701 Printing and binding			50	50
<b>Total Services</b>	<b>8,109</b>	<b>7,094</b>	<b>6,349</b>	<b>6,584</b>
<b>Materials &amp; Supplies:</b>				
513-5101 Supplies-Office	865	1,224	650	650
513-5201 Tools/Under threshold furn/equip				500
513-5202 Supplies/Materials-Expendable	344	237	300	250
513-5203 Supplies-Fuel	2,577	3,494	2,500	3,650
513-5205 Uniforms/Protective gear	389	346	300	300
513-5403 Memberships/Schools	389	388	500	400
<b>Total Materials &amp; Supplies</b>	<b>4,565</b>	<b>5,690</b>	<b>4,250</b>	<b>5,750</b>
<b>Total Expenditures</b>	<b>199,967</b>	<b>206,878</b>	<b>204,167</b>	<b>207,588</b>

**City of Plantation  
Financial Services - Purchasing  
001-1904**

**Foot Notes - 2013**

<b>513-3101</b>	<b>Employment testing services</b> <i>Drug tests and background checks for new hires.</i>	
<b>513-3402</b>	<b>Outside service fees</b> <i>Car auction fee, 7.5 percent per car, sold on line. Depends on what goes to auction, and how much each car sells for. That determines how much Purchasing spends.</i>	
<b>513-4101</b>	<b>Postage/shipping charges</b> <i>Any mailings needed for the department.</i>	
<b>513-4102</b>	<b>Communications</b> <i>Three regular phones, one fax and one cell.</i>	
<b>513-4602</b>	<b>R/M-Tires</b> <i>Trucks are older; tires are worn because vans are constantly being used for transport throughout the city. Also, sometimes borrowed by other areas to pick up or drop off items.</i>	
<b>513-4603</b>	<b>R/M-Vehicles</b> <i>Vans are getting older and are being repaired more often than before. Treated for rust, radiators, etc.</i>	
<b>513-4606</b>	<b>R/M-Maintenance contract</b> <i>Cost of copier maintenance has remained the same; however, we now have color copies. Copies of vendor apps to satisfy the Vendor preference. W-9 forms need to be signed; hence copies. Purchasing pay for each B&amp;W, and color copy.</i>	
<b>513-4701</b>	<b>Printing and binding</b> <i>Business Cards at \$25.00/box.</i>	
<b>513-5101</b>	<b>Supplies-Office</b> <i>Paper, small equipment (adding machines) and general supplies such tape, clips, fasteners, pads, etc.</i>	
<b>513-5201</b>	<b>Tools/Under threshold furn/equip</b> <i>Needed for purchase of new refrigerator for the stockroom, eliminating the two that are presently there. They are rusted and worn; leak water.</i>	
<b>513-5202</b>	<b>Supplies/Materials-Expendable</b> <i>Outside items that may be required to keep the department functioning properly.</i>	
<b>513-5203</b>	<b>Supplies-Fuel/Lubricants</b> <i>Based on \$3.40 a gallon with usage at 1,065 gallons.</i>	
<b>513-5205</b>	<b>Supplies-Uniforms/Protective gear</b> <i>Shirts, pants, back restraints and raincoats for the couriers.</i>	
<b>513-5403</b>	<b>Memberships/Schools</b> <i>Institute of Supply Management</i>	150
	<i>National Association of Purchasing Managers</i>	250
		<hr/> <b>400</b> <hr/>

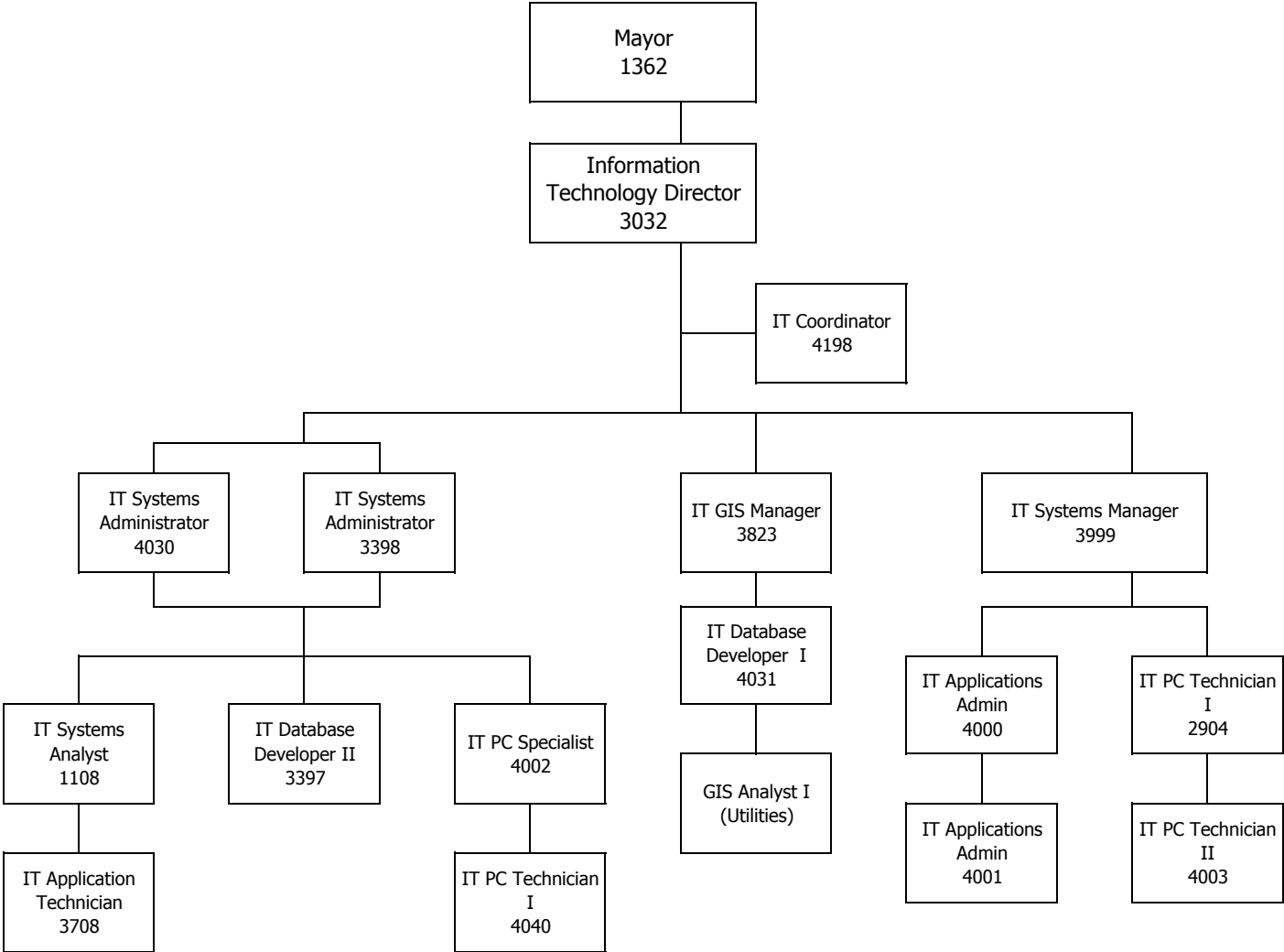
**City of Plantation**  
**Financial Services - Purchasing**  
**001-1904**

**Foot Notes - 2013**

**Salary Contingency**  
*Annual Leave/Sick Leave*  
*Longevity Pay*

766
<u>2,500</u>
<u><b>3,266</b></u>

**City of Plantation**  
**Information Technology**  
**001-2300**





**City of Plantation  
Information Technology  
001-2300**

**Staffing Levels**

	FY 2011	FY 2012	FY 2013
I.T. Director	1	1	1
I.T. Systems Manager	1	1	1
I.T. Systems Analyst	1	1	1
I.T. Systems Administrator	2	2	2
I.T. GIS Manager	1	1	1
I.T. Database Developer II	1	1	1
I.T. Application Administrator	2	2	2
I.T. Database Developer I	1	1	1
I.T. PC Specialist	1	1	1
GIS Analyst I	1	1	0
I.T. Application Technician	1	1	1
I.T. Coordinator	1	1	1
I.T. Web Technician	1	1	0
I.T. PC Technician II	1	1	1
I.T. PC Technician I	2	2	2
<b>Total Budgeted Positions</b>	<b>18</b>	<b>18</b>	<b>16</b>

**Budget Summary**

	Actual FY 2011	Budget FY 2012	Adopted FY 2013
<u>Expenditures</u>			
Personal Services	1,615,832	1,689,661	1,618,004
Operating Expenditures	1,034,523	1,464,342	1,720,782
Capital Outlay	362,153	158,000	1,039,000
<b>Expenditures Totals</b>	<b>3,012,508</b>	<b>3,312,003</b>	<b>4,377,786</b>

**City of Plantation  
Information Technology  
001-2300**

	<b>Actual FY 2010</b>	<b>Actual FY 2011</b>	<b>Adopted FY 2012</b>	<b>Adopted FY 2013</b>
<b>Salaries and Wages:</b>				
513-1201 Pension Qualified	1,016,031	1,039,886	1,095,783	996,842
513-1301 Payroll-Non-Pension Qualified	10,821	14,174	15,006	17,146
513-1401 Payroll-Overtime	197	70		
<b>Total Salaries and Wages</b>	<b>1,027,049</b>	<b>1,054,130</b>	<b>1,110,789</b>	<b>1,013,988</b>
<b>Employee Benefits:</b>				
513-2199 FICA	77,392	79,518	84,831	77,504
513-2299 Retirement-Required Employer Contribution	131,373	176,776	180,990	201,044
513-2308 Life Insurance Benefit	1,719	1,998	1,670	1,676
513-2313 Long Term Disability Benefit	2,696	3,086	3,586	3,606
513-2399 Health Benefits	279,931	295,395	304,581	317,152
513-2499 Worker's Compensation	4,324	4,929	3,213	3,034
<b>Total Employee Benefits</b>	<b>497,435</b>	<b>561,702</b>	<b>578,872</b>	<b>604,016</b>
<b>Services:</b>				
513-3101 Employment testing services	206			100
513-3199 Legal-Allocation			500	500
513-3402 Outside service fees	53,861	25,437	40,000	71,996
513-4001 Food and shelter	2,192	1,241	1,700	1,700
513-4002 Transportation costs	546	538	1,000	1,000
513-4101 Postage/shipping charges	99	101	150	150
513-4102 Communications	433,792	441,521	540,800	563,300
513-4103 Electronic services-User fees	4,725	702	20,600	21,000
513-4601 R/M-Equipment		17	4,300	4,500
513-4602 R/M-Tires		16	200	200
513-4603 R/M-Vehicles	534	168	500	500
513-4607 R/M-Maintenance contract-computers	392,672	537,046	786,392	1,012,836
<b>Total Services</b>	<b>888,629</b>	<b>1,006,787</b>	<b>1,396,142</b>	<b>1,677,782</b>
<b>Materials &amp; Supplies:</b>				
513-5101 Supplies-Office	495	596	1,000	1,000
513-5201 Tools/Under threshold furn/equip	58,177	22,098	56,000	30,000
513-5202 Supplies/Materials-Expendable	6,181	2,740	4,000	4,000
513-5203 Supplies/Fuel	1,263	1,116	1,200	2,000
513-5403 Memberships/Schools	3,169	1,185	6,000	6,000
<b>Total Materials &amp; Supplies</b>	<b>69,285</b>	<b>27,735</b>	<b>68,200</b>	<b>43,000</b>
<b>Capital:</b>				
513-6401 Machinery and Equipment	236,054	362,153	158,000	1,039,000
<b>Total Capital</b>	<b>236,054</b>	<b>362,153</b>	<b>158,000</b>	<b>1,039,000</b>
<b>Total Expenditures</b>	<b>2,718,452</b>	<b>3,012,508</b>	<b>3,312,003</b>	<b>4,377,786</b>

**City of Plantation  
Information Technology  
001-2300**

**Foot Notes - 2013**

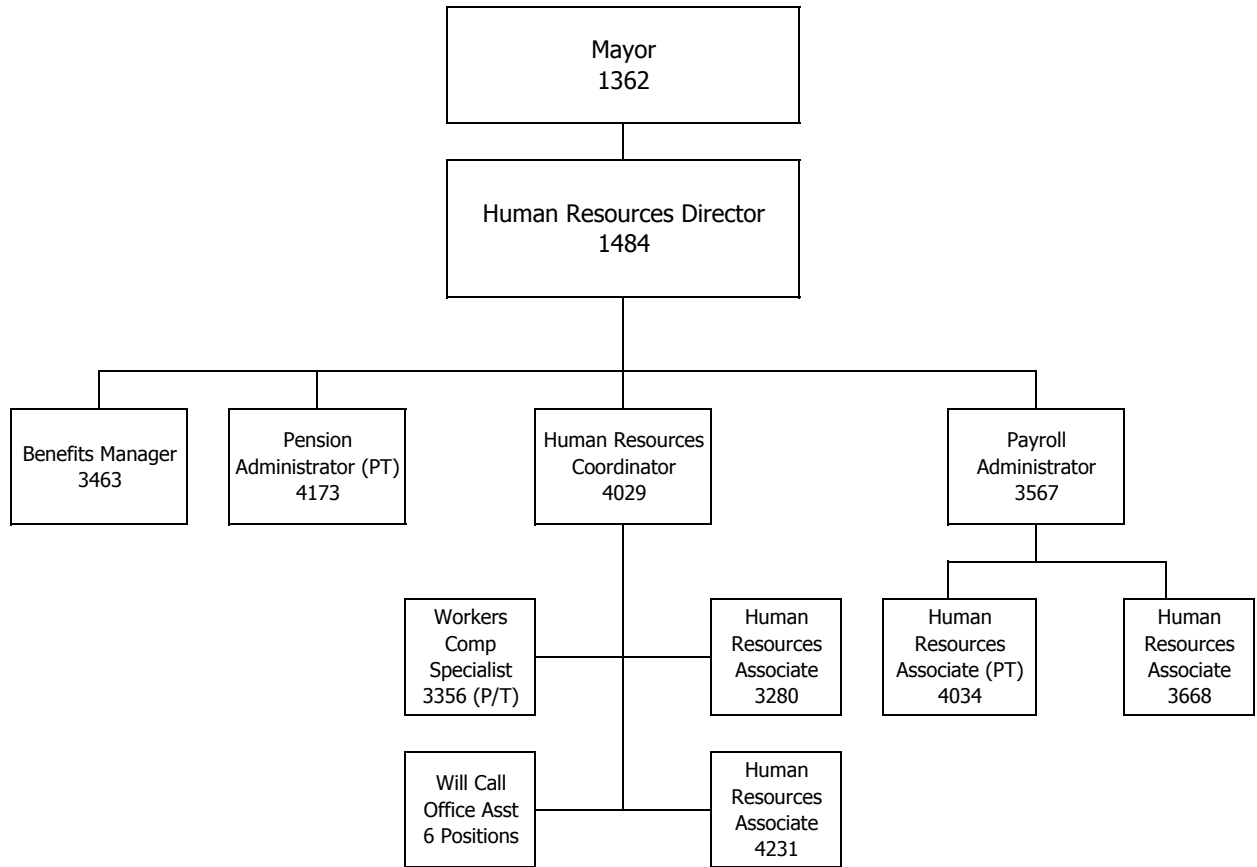
<b>513-3402</b>	<b>Outside service fees</b> <i>Outside personnel for maintenance and development of City applications - including database coding, GIS, GP, Hansen, Cisco. Also includes Tribridge consulting cost of \$31,996.</i>	
<b>513-4102</b>	<b>Communications</b> <i>Avaya Maintenance \$3,200/month</i> <i>DSL Service to VIN, CRA, Outreach, PD</i> <i>Earthlink Dialup Internet for Fire Dept 1@\$50/month</i> <i>HSDPA Service for 300 cards @ \$43/month (ATT)</i> <i>IT Department Cell Phones (1 Phone)</i> <i>MFN Internet</i> <i>OC-12 SONET Ring (ATT) \$249k Service \$53k Access</i> <i>PaeTec (IT Usage)</i> <i>This includes the cost of PRIs, SONET ring, City-wide Internet access, wireless for CAD, and AT&amp;T circuits.</i>	<u><b>563,300</b></u>
<b>513-4103</b>	<b>Electronic services-User fees</b> <i>Bentley Systems -Engineering (Microstation Support)</i> <i>Firehouse CAD Monitor Support</i> <i>Firehouse Enterprise Support</i> <i>Firehouse Pgrm Lic 17 @ 175.00 ea Support +895.00 per yr</i> <i>Iron Mountain Offsite Storage</i>	<u><b>21,000</b></u>
<b>513-4601</b>	<b>R/M-Equipment</b> <i>Microsoft Support</i> <i>United Fire</i>	<u><b>4,500</b></u>
<b>513-4607</b>	<b>R/M-Maintenance contract-computers</b> <i>Accela Maintenance</i> <i>Accurint</i> <i>ADP Maintenance (Special Duty Custom)</i> <i>AFIS Latent Fingerprint System</i> <i>AFIS Printer Maintenance</i> <i>Alpha Page Progate Software Maintenance</i> <i>AMICUS (PD Legal Software)</i> <i>BlueMaxx (Fingerprint Light Sources) Maintenance</i> <i>CALEA Accreditation/Maintenance</i> <i>Celebryte (forensics)</i> <i>Cisco Smartnet Maintenance</i> <i>Dameware</i> <i>DCC Digital Communicator Maintenance (reverse 911)</i> <i>Dell Leased PC Refresh</i> <i>Digital Persona(PD) Maintenance</i> <i>DLT Solutions (AutoCad)</i> <i>ESRI</i> <i>File on Q (for PD scanned images)</i> <i>FileNet Maintenance</i> <i>FileNet upgrade v4.5.1 to v5.0</i> <i>GFI Lan Scanner</i>	55,300 3,000 750 13,000 250 300 300 2,550 800 3,000 42,000 300 8,700 70,786 15,000 600 16,000 2,900 19,000 45,000 1,000

**City of Plantation  
Information Technology  
001-2300**

**Foot Notes - 2013**

<b>513-4607</b>	<b>R/M-Maintenance contract-computers</b>	
	<i>GFI Mail Essentials and Mail Securirty</i>	6,500
	<i>GPS Intelligece (VIN)</i>	1,800
	<i>GreyWare (DT2)</i>	800
	<i>Hansen Maintenance</i>	45,000
	<i>HP42" Plotter &amp; 17" Printer Lease (GIS)</i>	6,050
	<i>HP42" Scanner Lease (GIS)</i>	4,800
	<i>IAPro (Internal Affairs Record Maintenance)</i>	1,300
	<i>InfoCode (PD Geocast)</i>	3,500
	<i>Intergraph-CAD/RMS Maintenance</i>	118,000
	<i>Iyetek (PD eTicketing and Crash Reporting)</i>	15,000
	<i>JibaSoft (PD Detail Software)</i>	1,600
	<i>Lexis-Nexis (Legal Affairs Software)</i>	1,200
	<i>LifeTrack (PD VIN)</i>	900
	<i>MapScene Maintenance</i>	350
	<i>MC-75 Handheld Maintenance</i>	3,400
	<i>Microfillm Scanner</i>	8,450
	<i>Microsoft Dynamics Maintenance</i>	50,000
	<i>MileStone X-Protect Pro (PD VIN)</i>	1,200
	<i>NetMotion</i>	18,500
	<i>Novus Agenda Maintenance</i>	3,900
	<i>Oce Large Scale Plotter (Engineering)</i>	3,000
	<i>Panasonic CF31 Lease</i>	328,000
	<i>QuarterMaster On-Q</i>	400
	<i>Recordables Inc. (Risk Management)</i>	1,700
	<i>RhinoSoft (FTP Server)</i>	1,300
	<i>Risk Control Strategies (Digital Persona) maintenance</i>	600
	<i>Sunbelt VIPRE Enterprise (650 Licenses)</i>	3,000
	<i>Telestaff Maintenance</i>	4,800
	<i>Teleworks Maintenance Contract (PHIL System)</i>	11,800
	<i>Veritas Backup Executive</i>	2,400
	<i>Vermont Systems (Golftrac, VITAL) Maintenance</i>	200
	<i>Vermont Systems (RecTrac)</i>	13,000
	<i>Websense</i>	19,000
	<i>Website Management Contract</i>	30,000
	<i>What'sup Gold (LAN Monitor)</i>	500
	<i>Zoho Corp (OpManager)</i>	350
		<b><u>1,012,836</u></b>
<b>513-5201</b>	<b>Tools/Under threshold furn/equip</b>	
	<i>Hardware, hard drives, memory, feature cards, etc.</i>	
<b>513-5403</b>	<b>Memberships/Schools</b>	
	<i>Microsoft Advanced Training.</i>	
	<b>Salary Contingency</b>	
	<i>Annual Leave/Sick Leave</i>	6,246
	<i>Longevity Pay</i>	10,900
		<b><u>17,146</u></b>

**City of Plantation**  
**Human Resources**  
**001-2700**



**City of Plantation  
Human Resources  
001-2700**

**Staffing Levels**

	FY 2011	FY 2012	FY 2013
Human Resources Director	1	1	1
Payroll Administrator	1	1	1
Human Resources Coordinator	1	1	1
Benefits Manager	1	1	1
HR Technician/W. Comp Spec	1	1	0
HR Technician/W. Comp Spec (P/T)	0	0	1
Human Resources Associate	2	2	3
Senior Office Assistant	1	1	0
Pension Administrator - P/T	1	1	1
Human Resources Associate - P/T	1	1	1
Office Assistant (Will Call)	5	3	6
<b>Total Budgeted Positions</b>	<b>15</b>	<b>13</b>	<b>16</b>

**Budget Summary**

	Actual FY 2011	Budget FY 2012	Adopted FY 2013
<u>Expenditures</u>			
Personal Services	716,431	711,076	685,318
Operating Expenditures	260,541	428,860	330,166
Capital Outlay	-	-	-
<b>Expenditures Totals</b>	<b>976,972</b>	<b>1,139,936</b>	<b>1,015,484</b>

**City of Plantation  
Human Resources  
001-2700**

	Actual FY 2010	Actual FY 2011	Adopted FY 2012	Adopted FY 2013
<b>Salaries and Wages:</b>				
513-1201 Payroll-Pension Qualified	449,280	407,598	405,096	360,100
513-1301 Payroll-Non-Pension Qualified	47,124	67,204	83,108	95,727
513-1401 Payroll-Overtime	30			
<b>Total Salaries and Wages</b>	<b>496,434</b>	<b>474,803</b>	<b>488,204</b>	<b>455,827</b>
<b>Employee Benefits:</b>				
513-2199 FICA	37,344	35,665	37,347	34,871
513-2299 Retirement-Required Employer Contribution	58,092	64,511	66,910	76,132
513-2308 Life Insurance Benefit	806	1,003	695	701
513-2313 Long Term Disability Benefit	1,264	1,400	1,377	1,388
513-2399 Health Benefits	131,022	136,829	115,031	115,003
513-2499 Worker's Compensation	1,812	2,221	1,512	1,397
<b>Total Employee Benefits</b>	<b>230,340</b>	<b>241,629</b>	<b>222,872</b>	<b>229,491</b>
<b>Services:</b>				
513-3101 Employment testing services	545	309	750	500
513-3199 Legal-Allocation	127,519	24,392	160,000	80,000
513-3402 Outside service fees	91,946	84,192	110,000	107,906
513-4001 Food and shelter	2,213	48	2,800	2,800
513-4002 Transportation costs	168	191	700	700
513-4101 Postage/shipping charges	2,462	1,868	2,750	2,500
513-4102 Communications	2,381	1,660	2,300	2,000
513-4601 R/M-Equipment	61	124	100	100
513-4602 R/M-Tires	151	156	150	500
513-4603 R/M-Vehicles	212	217	100	1,000
513-4606 R/M-Maintenance contract	9,368	10,071	11,910	11,910
513-4701 Printing and binding	1,876	160	500	300
513-4802 Wellness Program	59,755	55,258	51,400	49,550
513-4803 Advertising	2,279	1,046	4,000	3,500
513-4901 Employee benefits	67,199	66,421	39,900	31,900
513-4905 Training program	14,990	4,939	18,200	11,700
<b>Total Services</b>	<b>383,125</b>	<b>251,049</b>	<b>405,560</b>	<b>306,866</b>
<b>Materials &amp; Supplies:</b>				
513-5101 Supplies-Office	5,196	5,568	8,000	8,750
513-5201 Tools/Under threshold furn/equip	229	856	1,000	1,000
513-5203 Supplies-Fuel	1,205	1,587	1,500	2,000
513-5401 General Collection Books	421		1,000	900
513-5403 Memberships/Schools	1,762	1,480	11,800	10,650
<b>Total Materials &amp; Supplies</b>	<b>8,812</b>	<b>9,492</b>	<b>23,300</b>	<b>23,300</b>
<b>Total Expenditures</b>	<b>1,118,711</b>	<b>976,973</b>	<b>1,139,936</b>	<b>1,015,484</b>

**City of Plantation  
Human Resources  
001-2700**

**Foot Notes - 2013**

<b>513-3402</b>	<b>Outside service fees</b>	
	<i>Automatic Data Processing Inc. (ADP) for payroll</i>	95,000
	<i>Tribridge consulting services</i>	12,906
		<u><b>107,906</b></u>
<b>513-4606</b>	<b>R/M-Maintenance contract</b>	
	<i>Folding machine annual maintenance</i>	610
	<i>Folding machine for payroll checks (lease)</i>	1,300
	<i>Konica copier</i>	10,000
		<u><b>11,910</b></u>
<b>513-4802</b>	<b>Wellness Program</b>	
	<i>Benefits Committee Supplies (paper, ink)</i>	250
	<i>Bio-Metric Screening (October &amp; April)</i>	9,000
	<i>Dental exam incentive</i>	3,000
	<i>Health Fair Event Supplies (October &amp; April)</i>	600
	<i>Incentive - annual physical @ Care Center</i>	5,000
	<i>Incentive Bio-Screening/HRA (Continuous)</i>	16,500
	<i>Incentive Exercise/Clinic (Continuous)</i>	10,000
	<i>Open Enrollment Supplies</i>	50
	<i>Relay for Life/Event Supplies</i>	150
	<i>Training Materials &amp; Supplies (instructor fees, pedometers, lunch)</i>	2,000
	<i>Vision exam incentive</i>	3,000
		<u><b>49,550</b></u>
<b>513-4901</b>	<b>Employee benefits</b>	
	<i>Care Force Annual breakfast</i>	500
	<i>Care Force picnic</i>	4,000
	<i>Employee service pins</i>	15,000
	<i>Flowers</i>	3,000
	<i>Holiday Party</i>	9,400
		<u><b>31,900</b></u>
<b>513-4905</b>	<b>Training program</b>	
	<i>Business License - PBWorks renewal for wiki</i>	1,500
	<i>New Horizon classes</i>	8,000
	<i>Training Program Government</i>	2,200
		<u><b>11,700</b></u>
<b>513-5101</b>	<b>Supplies-Office</b>	
	<i>Direct deposit blank stock</i>	1,000
	<i>For other supplies needed in Human Resources</i>	6,000
	<i>New Cartridge for New Check Printer for Payroll</i>	750
	<i>W-2 forms</i>	1,000
		<u><b>8,750</b></u>
<b>513-5201</b>	<b>Tools/Under threshold furn/equip</b>	
	<i>Equipment for training.</i>	
<b>513-5203</b>	<b>Supplies-Fuel/Lubricants</b>	
	<i>Gas prices going up</i>	

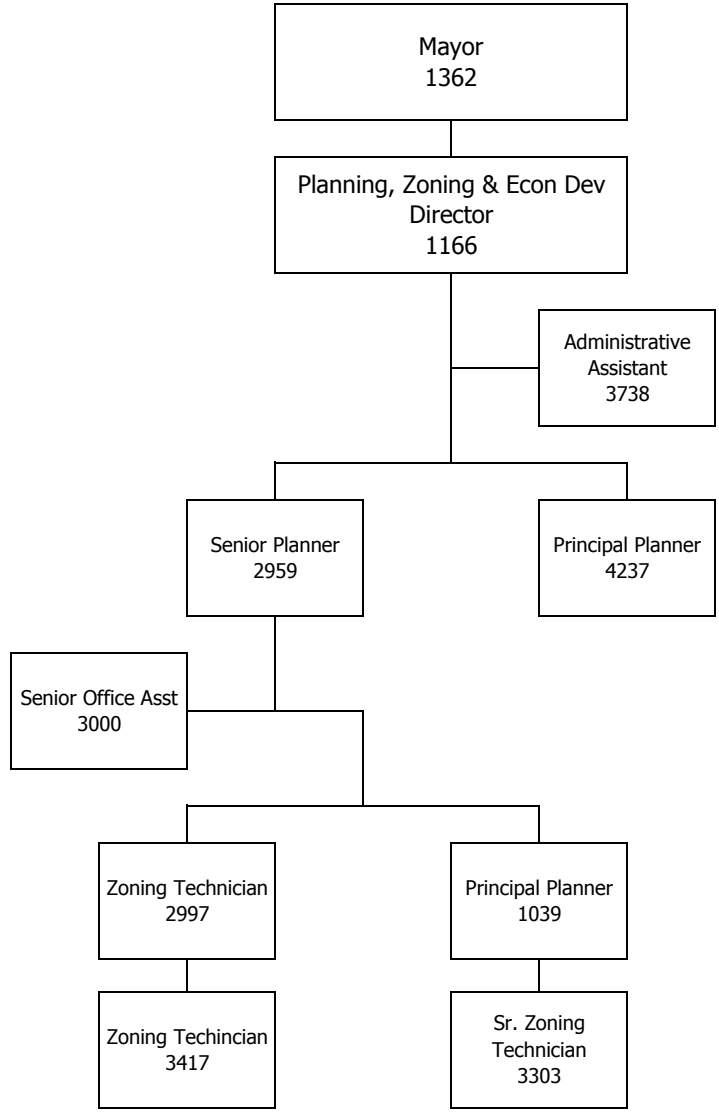


**City of Plantation  
Human Resources  
001-2700**

**Foot Notes - 2013**

<b>513-5403</b>	<b>Memberships/Schools</b>	
	<i>Centralized Tuition Reimbursement</i>	9,500
	<i>Human Resources Educational Reimbursement</i>	250
	<i>International Personnel Mgmt; FL Public Emp Labor Relations</i>	900
		<u><b>10,650</b></u>
	<b>Salary Contingency</b>	
	<i>Annual Leave/Sick Leave</i>	4,627
	<i>Longevity Pay</i>	4,200
		<u><b>8,827</b></u>

**City of Plantation**  
**Planning and Zoning**  
**001-3505**



**City of Plantation  
Planning and Zoning  
001-3505**

**Staffing Levels**

	FY 2011	FY 2012	FY 2013
Planning Zoning & Econ Dev Director	1	1	1
Senior Planner	1	1	1
Principal Planner	1	1	2
Senior Zoning Technician	1	1	1
Zoning Technician	3	3	2
Administrative Assistant	1	1	1
Senior Office Assistant	1	1	1
<b>Total Budgeted Positions</b>	<b>9</b>	<b>9</b>	<b>9</b>

**Budget Summary**

	Actual FY 2011	Budget FY 2012	Adopted FY 2013
<u>Expenditures</u>			
Personal Services	822,443	810,377	863,785
Operating Expenditures	74,428	63,700	92,000
Capital Outlay	-	-	-
<b>Expenditures Totals</b>	<b>896,871</b>	<b>874,077</b>	<b>955,785</b>

**City of Plantation**  
**Planning, Zoning and Development Services**  
**001-3505**

	Actual FY 2010	Actual FY 2011	Adopted FY 2012	Adopted FY 2013
<b>Salaries and Wages:</b>				
001-3505-515-1201 Payroll-Pension Qualified	529,251	549,909	550,476	550,389
001-3505-515-1301 Payroll-Non-Pension Qualified	4,239	3,339	3,339	3,750
<b>Total Salaries and Wages</b>	<b>533,490</b>	<b>553,248</b>	<b>553,815</b>	<b>554,139</b>
<b>Employee Benefits:</b>				
001-3505-515-2199 FICA	39,899	41,435	41,930	42,036
001-3505-515-2299 Retirement-Required Employer Contribu	68,408	78,334	81,207	116,363
001-3505-515-2308 Life Insurance Benefit	820	1,096	870	870
001-3505-515-2313 Long Term Disability Benefit	1,285	1,686	1,872	1,873
001-3505-515-2399 Health Benefits	133,560	144,363	129,201	147,009
001-3505-515-2499 Worker's Compensation	1,838	2,281	1,482	1,495
<b>Total Employee Benefits</b>	<b>245,809</b>	<b>269,195</b>	<b>256,562</b>	<b>309,646</b>
<b>Services:</b>				
001-3505-515-3101 Employment testing services			100	100
001-3505-515-3199 Legal-Allocation	22,600	47,469	35,000	35,000
001-3505-515-4001 Food and shelter	27		200	200
001-3505-515-4002 Transportation costs		19	100	100
001-3505-515-4101 Postage/shipping charges	2,176	1,772	2,500	2,500
001-3505-515-4102 Communications	2,178	2,146	2,400	2,400
001-3505-515-4602 R/M-Tires		16	200	200
001-3505-515-4603 R/M-Vehicles	398	782	1,500	1,500
001-3505-515-4606 R/M-Maintenance contract	3,805	3,966	4,500	4,500
001-3505-515-4701 Printing and binding	680	1,347	500	500
001-3505-515-4803 Advertising	2,553	9,674	8,000	8,000
<b>Total Services</b>	<b>34,415</b>	<b>67,191</b>	<b>55,000</b>	<b>55,000</b>
<b>Materials &amp; Supplies:</b>				
001-3505-515-5101 Supplies-Office	1,619	1,260	2,000	2,000
001-3505-515-5201 Tools/Under threshold furn/equip		217.45		1,050
001-3505-515-5202 Supplies/Materials-Expendable	228	318	250	300
001-3505-515-5203 Supplies-Fuel	1,269	2,044	1,500	1,700
001-3505-515-5205 Supplies-Uniforms/Protective gear				500
001-3505-515-5206 Permits/Application fees	253	139	600	26,600
001-3505-515-5401 General Collection Books	830			
001-3505-515-5403 Memberships/Schools	1,791	3,258	4,350	4,850
<b>Total Materials &amp; Supplies</b>	<b>5,989</b>	<b>7,237</b>	<b>8,700</b>	<b>37,000</b>
<b>Total Expenditures</b>	<b>819,703</b>	<b>896,871</b>	<b>874,077</b>	<b>955,785</b>

**City of Plantation  
Planning and Zoning  
001-3505**

**Foot Notes - 2013**

515-4001	<b>Food and shelter</b> <i>Local Meetings/Seminars.</i>	
515-4002	<b>Transportation costs</b> <i>Personal mileage, parking, tolls.</i>	
515-4101	<b>Postage/shipping charges</b> <i>General mail, notification to property owners.</i>	
515-4102	<b>Communications</b> <i>Local, long distance, 2 cell phones.</i>	
515-4606	<b>R/M-Maintenance contract</b> <i>B/W Copier</i>	1,100
	<i>Color copier</i>	2,700
	<i>Copy charges</i>	700
		<u>4,500</u>
515-4803	<b>Advertising</b> <i>Does not allow for any city initiated comp plan or land use plan or flex zone allocations.</i>	
515-5201	<b>Tools/Under threshold furn/equip</b> <i>Filing cabinets - 5 drawer - 3 @ \$350.</i>	1,050
		<u>1,050</u>
515-5202	<b>Supplies/Materials-Expendable</b> <i>Shirts for Zoning employees.</i>	
515-5205	<b>Supplies-Uniforms/Protective gear</b> <i>Safety shoes</i>	
515-5206	<b>Permits/Application fees</b> <i>Does not allow for County Comprehensive Plan Land Use Amendment application fee. To cover group home affidavit recording only. LUPA county fees for sale of Middle and North Acres properties</i>	
515-5403	<b>Memberships/Schools</b> <i>APA American Institute of Certified Planners (AICP)</i>	550
	<i>APA Broward</i>	100
	<i>APA National</i>	1,000
	<i>APA State</i>	400
	<i>Continuing Education-AICP required</i>	1,200
	<i>Local Meetings/Seminars</i>	600
	<i>Planning Research</i>	1,000
		<u>4,850</u>
	<b>Salary Contingency</b> <i>Longevity Pay</i>	3,750
		<u>3,750</u>

**City of Plantation  
Economic Development  
001-3506**

**Staffing Levels**

	FY 2011	FY 2012	FY 2013
Economic Development Coordinator	1	1	0
<b>Total Budgeted Positions</b>	<b>1</b>	<b>1</b>	<b>0</b>

**Budget Summary**

	Actual FY 2011	Budget FY 2012	Adopted FY 2013
<u>Expenditures</u>			
Personal Services	88,520	89,277	-
Operating Expenditures	14,311	7,500	11,800
Grants and Aids	475,569	425,000	457,487
Capital Outlay	-	-	-
<b>Expenditures Totals</b>	<b>578,400</b>	<b>521,777</b>	<b>469,287</b>

**City of Plantation  
Economic Development  
001-3506**

	<b>Actual FY 2010</b>	<b>Actual FY 2011</b>	<b>Adopted FY 2012</b>	<b>Adopted FY 2013</b>
<b>Salaries and Wages:</b>				
552-1201 Payroll-Pension Qualified	116,292	70,843	71,058	
552-1301 Payroll-Non-pension Qualified			474	
<b>Total Salaries and Wages</b>	<b>116,292</b>	<b>70,843</b>	<b>71,532</b>	
<b>Employee Benefits:</b>				
552-2199 FICA	8,904	5,423	5,472	
552-2299 Retirement-Required Employer Contribution	15,037	11,310	11,737	
552-2308 Life Insurance Benefit	53	261	102	
552-2313 Long Term Disability Benefit	84	389	242	
552-2399 Health Benefits	8,100	3		
552-2499 Worker's Compensation	405	291	193	
<b>Total Employee Benefits</b>	<b>32,583</b>	<b>17,678</b>	<b>17,746</b>	
<b>Services:</b>				
552-3199 Legal-Allocation			800	
552-4001 Food and shelter	53	17	250	250
552-4002 Transportation costs	431	469	400	400
552-4101 Postage/shipping charges	639	459	700	700
552-4102 Communications	303	209	400	400
552-4701 Printing and binding	1,078	280	2,000	2,000
552-4803 Advertising	4,500	4,500		
552-4808 Community relations	775	8,016	2,500	7,500
<b>Total Services</b>	<b>7,779</b>	<b>13,951</b>	<b>7,050</b>	<b>11,250</b>
<b>Materials &amp; Supplies:</b>				
552-5101 Supplies-Office	261	201	350	350
552-5403 Memberships/Schools	200	159	100	200
<b>Total Materials &amp; Supplies</b>	<b>461</b>	<b>360</b>	<b>450</b>	<b>550</b>
<b>Grants and Aids:</b>				
552-8101 Tax increment to CRA	483,076	413,569	375,000	435,487
552-8220 Financial incentives	74,000	62,000	50,000	22,000
<b>Total Grants and Aids</b>	<b>557,076</b>	<b>475,569</b>	<b>425,000</b>	<b>457,487</b>
<b>Total Expenditures</b>	<b>714,191</b>	<b>578,401</b>	<b>521,777</b>	<b>469,287</b>

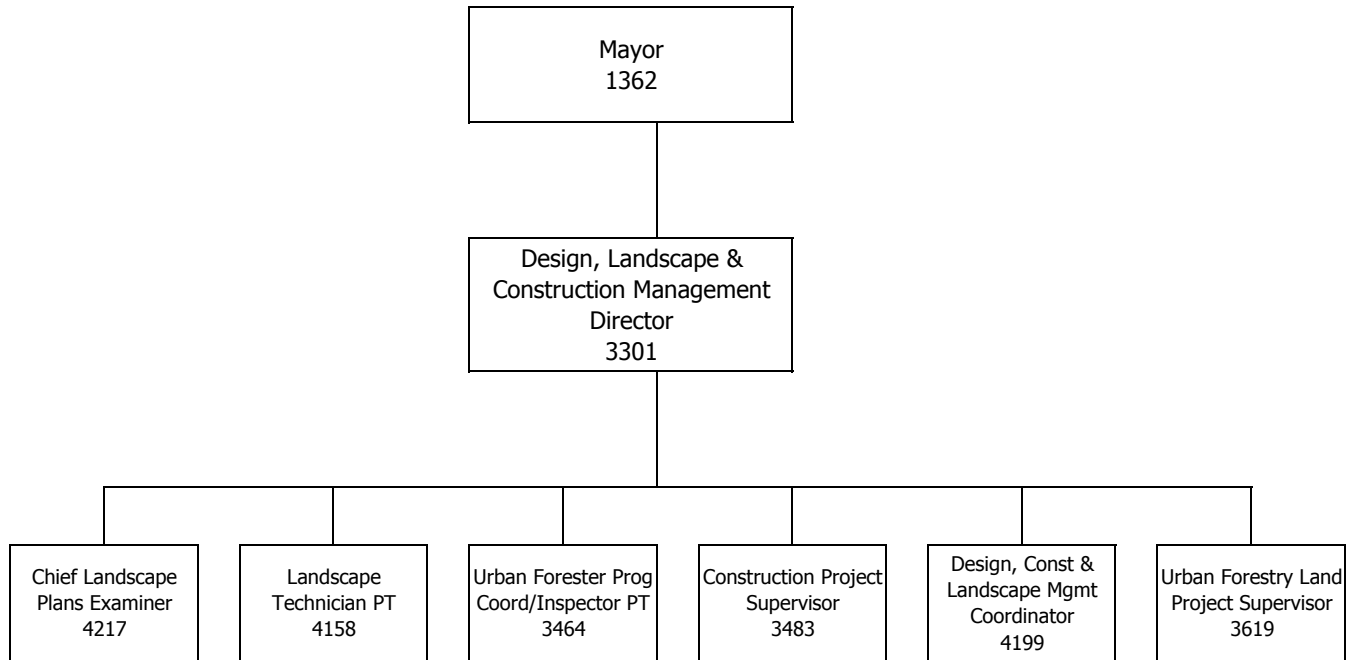
**City of Plantation  
Economic Development  
001-3506**

**Foot Notes - 2013**

<b>552-4001</b>	<b>Food and shelter</b> <i>Local meetings</i>	
<b>552-4002</b>	<b>Transportation costs</b> <i>Local mileage</i>	
<b>552-4102</b>	<b>Communications</b> <i>This covers one telephone line.</i>	
<b>552-4701</b>	<b>Printing and binding</b> <i>General printing of marketing materials.</i>	
<b>552-4808</b>	<b>Community relations</b> <i>State of the City address and Bi-annual summit.</i>	
<b>552-5403</b>	<b>Memberships/Schools</b> <i>Other local conferences</i> <i>South Florida Business Journal</i>	100 <u>100</u> <u>200</u>
<b>552-8220</b>	<b>Financial incentives</b> <i>DHL Worldwide Express QTI #2</i> <i>eBuilder</i>	20,000 <u>2,000</u> <u>22,000</u>



**City of Plantation**  
**Design, Landscape and Construction Management**  
**001-4800**



**City of Plantation**  
**Design, Landscape and Construction Management**  
**001-4800**

**Staffing Levels**

	FY 2011	FY 2012	FY 2013
Design, Landscape & Const Mgt Director	1	1	1
Construction Project Supervisor	1	1	1
Chief Landscape Plans Examiner	0	1	1
Urban Forester Proj Coord/Inspector	0	1	0
Urban Forestry Land Proj Supervisor	0	1	1
Design, Landscape & Const Coordinator	1	1	1
Urban Forester Proj Coord/Inspector PT	0	0	1
Landscape Inspector - P/T	0	1	0
Landscape Technician - P/T	0	0	1
<b>Total Budgeted Positions</b>	<b>3</b>	<b>7</b>	<b>7</b>

**Budget Summary**

	Actual FY 2011	Budget FY 2012	Adopted FY 2013
<u>Expenditures</u>			
Personal Services	405,177	606,950	585,805
Operating Expenditures	10,886	12,800	13,235
Capital Outlay	-	-	-
<b>Expenditures Totals</b>	<b>416,063</b>	<b>619,750</b>	<b>599,040</b>

**City of Plantation**  
**Design, Landscape and Construction Management**  
**001-4800**

	<b>Actual FY 2010</b>	<b>Actual FY 2011</b>	<b>Adopted FY 2012</b>	<b>Adopted FY 2013</b>
<b>Salaries and Wages:</b>				
519-1201 Payroll-Pension Qualified	196,102	278,262	358,961	317,077
519-1301 Payroll-Non-Pension Qualified	8,828	15,073	43,851	61,513
<b>Total Salaries and Wages</b>	<b>204,930</b>	<b>293,335</b>	<b>402,812</b>	<b>378,590</b>
<b>Employee Benefits:</b>				
519-2199 FICA	15,055	21,679	30,492	28,720
519-2299 Retirement-Required Employer Contribution	25,356	31,836	59,290	67,036
519-2308 Life Insurance Benefit	393	363	661	481
519-2313 Long Term Disability Benefit	616	614	1,412	1,091
519-2399 Health Benefits	63,552	55,360	109,304	107,173
519-2499 Worker's Compensation	1,363	1,990	2,979	2,713
<b>Total Employee Benefits</b>	<b>106,336</b>	<b>111,842</b>	<b>204,138</b>	<b>207,215</b>
<b>Services:</b>				
519-3101 Employment testing services		61	50	50
519-4001 Food and shelter	535	1,278	2,076	2,100
519-4002 Transportation costs	43	35	400	200
519-4101 Postage/shipping charges	46	8	50	50
519-4102 Communications	1,113	1,257	1,600	1,600
519-4602 R/M-Tires	372	632	300	300
519-4603 R/M-Vehicles	804	979	600	800
519-4701 Printing and binding		75		
<b>Total Services</b>	<b>2,915</b>	<b>4,325</b>	<b>5,076</b>	<b>5,100</b>
<b>Materials &amp; Supplies:</b>				
519-5101 Supplies-Office	504	295	400	400
519-5201 Tools/Under threshold furn/equip	363	158	300	300
519-5202 Supplies/Materials-Expendable	722	236	500	500
519-5203 Supplies-Fuel	2,162	4,047	3,400	3,400
519-5205 Supplies-Uniforms/Protective gear				800
519-5401 General Collection Books	241	346	400	400
519-5403 Memberships/Schools	1,357	1,479	2,724	2,335
<b>Total Materials &amp; Supplies</b>	<b>5,349</b>	<b>6,562</b>	<b>7,724</b>	<b>8,135</b>
<b>Total Expenditures</b>	<b>319,530</b>	<b>416,064</b>	<b>619,750</b>	<b>599,040</b>

**City of Plantation  
Design, Landscape and Construction Management  
001-4800**

**Foot Notes - 2013**

<b>519-3101</b>	<b>Employment testing services</b> <i>Line items covers criminal history, driver's license verification and substance abuse testing for one new hire or one vacated position.</i>	
<b>519-4001</b>	<b>Food and shelter</b> <i>AIA Florida Convention-Hotel</i>	900
	<i>AIA Florida Convention-Per Diem</i>	150
	<i>AIA National Convention-Hotel</i>	900
	<i>AIA National Convention-Per Diem</i>	150
		<b>2,100</b>
<b>519-4002</b>	<b>Transportation costs</b> <i>Line item covers travel related expenditures to attend continuing education seminars and meetings at off-site locations.</i>	
<b>519-4102</b>	<b>Communications</b> <i>2 cell phones, 3 phone lines, 1 fax line.</i>	
<b>519-4602</b>	<b>R/M-Tires</b> <i>2 vehicles</i>	
<b>519-4603</b>	<b>R/M-Vehicles</b> <i>2 vehicles</i>	
<b>519-5201</b>	<b>Tools/Under threshold furn/equip</b> <i>Line item covers miscellaneous tools and minor equipment, including testing equipment.</i>	
<b>519-5202</b>	<b>Supplies/Materials-Expendable</b> <i>Line items covers the cost of supplies needed for design and drafting work, including a drafting table and flat files.</i>	
<b>519-5203</b>	<b>Supplies-Fuel/Lubricants</b> <i>2 vehicles</i>	
<b>519-5401</b>	<b>General Collection Books</b> <i>Line items covers the cost of subscriptions and purchase of Design &amp; Construction publications which enhanced operations. Also includes FBC, NFPA code books.</i>	
<b>519-5403</b>	<b>Memberships/Schools</b> <i>American Institute of Architects Annual</i>	600
	<i>American Institute of Architects Local</i>	100
	<i>Architect &amp; Threshold Inspector License</i>	125
	<i>Broward County Board of Rules &amp; Appeals Certification</i>	50
	<i>Building Official Inspectors Educational Membership</i>	50
	<i>Building Official, Inspector &amp; Plan Review License</i>	15
	<i>Continuing Education</i>	500
	<i>FL AIA Conference</i>	300
	<i>Florida Building Code Conference</i>	120
	<i>GC License</i>	60
	<i>Interior Design License</i>	125
	<i>National Council Architectural Review Board Membership</i>	190
	<i>Notary</i>	100
		<b>2,335</b>

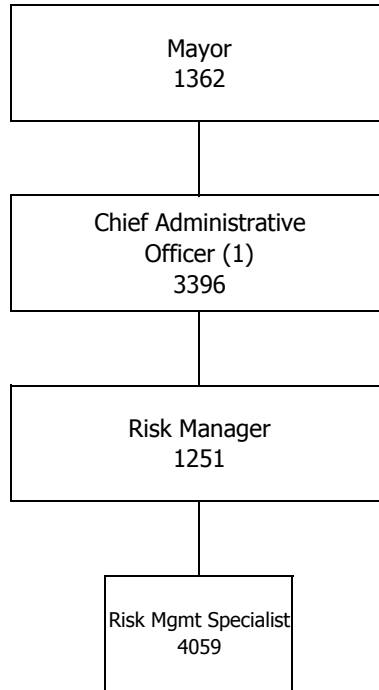
**City of Plantation**  
**Design, Landscape and Construction Management**  
**001-4800**

**Foot Notes - 2013**

**Salary Contingency**  
*Annual Leave/Sick Leave*  
*Longevity Pay*

10,426
<u>4,650</u>
<u><b>15,076</b></u>

**City of Plantation  
Risk Management  
001-5400**



(1) Budgeted under Administration

**City of Plantation  
Risk Management  
001-5400**

**Staffing Levels**

	FY 2011	FY 2012	FY 2013
Risk Manager	1	1	1
Risk Manager Specialist	1	1	1
<b>Total Budgeted Positions</b>	<b>2</b>	<b>2</b>	<b>2</b>

**Budget Summary**

	Actual FY 2011	Budget FY 2012	Adopted FY 2013
<u>Expenditures</u>			
Personal Services	201,802	195,513	209,641
Operating Expenditures	1,338,129	1,673,627	1,529,310
Capital Outlay	-	-	-
<b>Expenditures Totals</b>	<b>1,539,930</b>	<b>1,869,140</b>	<b>1,738,951</b>

**City of Plantation  
Risk Management  
001-5400**

	<b>Actual FY 2010</b>	<b>Actual FY 2011</b>	<b>Adopted FY 2012</b>	<b>Adopted FY 2013</b>
<b>Salaries and Wages:</b>				
519-1201 Payroll-Pension Qualified	138,103	134,366	127,080	125,614
519-1301 Payroll-Non-Pension Qualified	4,193	3,147	2,500	4,820
<b>Total Salaries and Wages</b>	<b>142,295</b>	<b>137,513</b>	<b>129,580</b>	<b>130,434</b>
<b>Employee Benefits:</b>				
519-2199 FICA	10,926	10,514	9,913	9,978
519-2299 Retirement-Required Employer Contribution	17,843	22,621	20,990	26,557
519-2308 Life Insurance Benefit	220	261	204	175
519-2313 Long Term Disability Benefit	345	432	478	432
519-2399 Health Benefits	35,320	29,784	33,951	41,598
519-2499 Worker's Compensation	492	677	397	466
<b>Total Employee Benefits</b>	<b>65,145</b>	<b>64,289</b>	<b>65,933</b>	<b>79,207</b>
<b>Services:</b>				
519-3105 Litigation services	95,985	7,526	15,000	15,000
519-3106 Consultant-Insurance	2,000	2,400	6,000	6,000
519-3199 Legal-Allocation	545,503	190,035	480,000	250,000
519-4001 Food and shelter	535	298	500	500
519-4002 Transportation costs	173	7	1,500	1,500
519-4102 Communications	558	531	700	700
519-4501 Uninsured liability claims	730,600	151,786	210,000	210,000
519-4502 Liability/casualty insurance premiums	764,073	984,289	957,977	1,043,660
<b>Total Services</b>	<b>2,139,427</b>	<b>1,336,872</b>	<b>1,671,677</b>	<b>1,527,360</b>
<b>Materials &amp; Supplies:</b>				
519-5101 Supplies-Office		17	150	150
519-5201 Tools/Under threshold furn/equip		125	250	250
519-5401 General Collection Books	37		500	500
519-5403 Memberships/Schools	1,010	1,115	1,050	1,050
<b>Total Materials &amp; Supplies</b>	<b>1,047</b>	<b>1,257</b>	<b>1,950</b>	<b>1,950</b>
<b>Total Expenditures</b>	<b>2,347,914</b>	<b>1,539,931</b>	<b>1,869,140</b>	<b>1,738,951</b>



**City of Plantation  
Risk Management  
001-5400**

**Foot Notes - 2013**

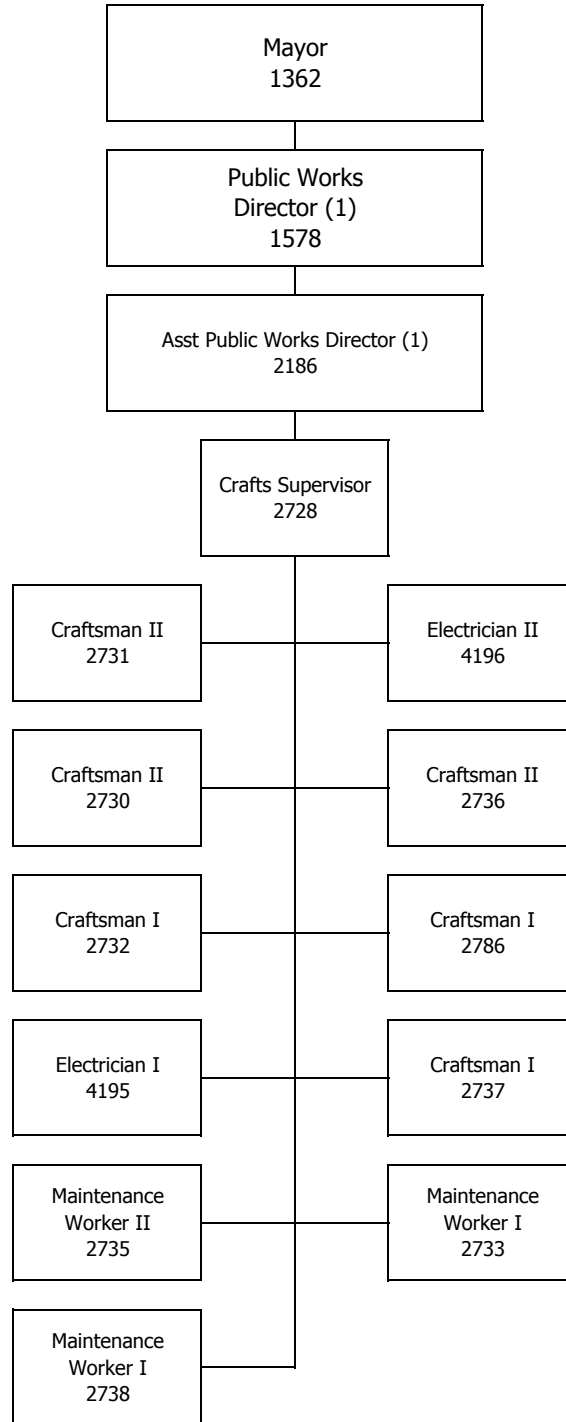
<b>519-3101</b>	<b>Employment testing services</b> <i>Florida Drivers License verification check for employees driving a city vehicle involved in an accident.</i>	
<b>519-3105</b>	<b>Litigation services</b> <i>This expense is budgeted for independant adjusting &amp; appraisal services, process service,court reporting services, mediation and deposition costs.</i>	
<b>519-3106</b>	<b>Consultant-Insurance</b> <i>This expense is outside insurance legal iresearch, and legal process service needed.</i>	
<b>519-4001</b>	<b>Food and shelter</b> <i>This expense is budgeted for severe weather preparedness and post storm activity in Risk Management.</i>	
<b>519-4002</b>	<b>Transportation costs</b> <i>This expense reflects a per year allowance for the Risk Manager's required travel to insurance and association meetings. Also insurance seminars and continuing education classes mandated by the Florida Department of Insurance.</i>	
<b>519-4102</b>	<b>Communications</b> <i>This expense is for the monthly usage of mobile telephone equipment.</i>	
<b>519-4501</b>	<b>Uninsured liability claims</b> <i>Expense for General Liability Claims , Property Damage Liability Claims (i.e., city auto negligence, utility damage claims, city negligence causing property damage) and other incurred service expenses under the city's Self Insured Deductible.</i>	
<b>519-4502</b>	<b>Liability/casualty insurance premiums</b>	
	<i>AD&amp;D Policies-Police/Fire/EMT/Paramedics</i>	17,965
	<i>Auto Physical Damage</i>	6,521
	<i>Automobile Liability</i>	106,158
	<i>Credit Return from Florida Municipal Insurance Trust</i>	-175,000
	<i>Flood Insurance</i>	63,568
	<i>General Liability</i>	61,500
	<i>Hartford Steam Boiler and Machinery Insurance</i>	29,256
	<i>Law Enforcement Liability</i>	31,767
	<i>Pension ERISA Bond</i>	168
	<i>Pension Trust Liability Insurance</i>	25,371
	<i>Percentage Increase Allowance for Premium Renewals</i>	20,000
	<i>Pollution Liability Insurance</i>	13,930
	<i>Property Insurance</i>	556,274
	<i>Public Employees Dishonesty Bond ( Money &amp; Securities)</i>	2,674
	<i>Public Officials Bond ( Council Treasurer )</i>	101
	<i>Public Officials E&amp;O Liability</i>	41,769
	<i>Worker's Comp Premium</i>	241,638
	<i>This expense is budgeted for the Florida Municipal Insurance Trust insurance premiums and the other required specialty insurance policies.</i>	
		<b>1,043,660</b>
<b>519-5101</b>	<b>Supplies-Office</b> <i>Office Supplies that are needed to run the daily operations of Risk Management Division.</i>	

**City of Plantation  
Risk Management  
001-5400**

**Foot Notes - 2013**

<b>519-5201</b>	<b>Tools/Under threshold furn/equip</b> <i>Purchase of miscellaneous furniture, fixtures and other related equipment for the Risk Management Division.</i>	
<b>519-5401</b>	<b>General Collection Books</b> <i>This expense is for Insurance Books, Magazines, Journals, and other informative Risk Management legal and safety subject matter.</i>	
<b>519-5403</b>	<b>Memberships/Schools</b>	
	<i>National Public Risk Managers Association</i>	350
	<i>National Safety Council</i>	100
	<i>Risk Insurance Management Society</i>	450
	<i>South Florida Claims Adjusters Association</i>	50
	<i>South Florida Public Risk Managers Association</i>	100
	<i>Professional Association Membership in the National Public Risk Managers Association, and the Risk Insurance Management Society, Florida Claims Adjusters Association, National Safety Council.</i>	
		<u>1,050</u>
	<b>Salary Contingency</b>	
	<i>Annual Leave/Sick Leave</i>	2,720
	<i>Longevity Pay</i>	<u>2,100</u>
		<u>4,820</u>

**City of Plantation**  
**Central Services - Crafts Division**  
**001-6711**



(1) Budgeted under Public Works

**City of Plantation  
Central Services - Crafts  
001-6711**

**Staffing Levels**

	FY 2011	FY 2012	FY 2013
Crafts Division Supervisor	1	1	1
Craftsman II	4	3	3
Electrician II	0	1	1
Craftsman I	4	3	3
Electrician I	0	1	1
Maintenance Worker II	1	1	1
Maintenance Worker I	2	2	2
<b>Total Budgeted Positions</b>	<b>12</b>	<b>12</b>	<b>12</b>

**Budget Summary**

	Actual FY 2011	Budget FY 2012	Adopted FY 2013
<u>Expenditures</u>			
Personal Services	805,605	850,242	881,285
Operating Expenditures	33,975	33,650	42,800
Capital Outlay	-	-	25,000
<b>Expenditures Totals</b>	<b>839,580</b>	<b>883,892</b>	<b>949,085</b>

**City of Plantation  
Central Services - Crafts  
001-6711**

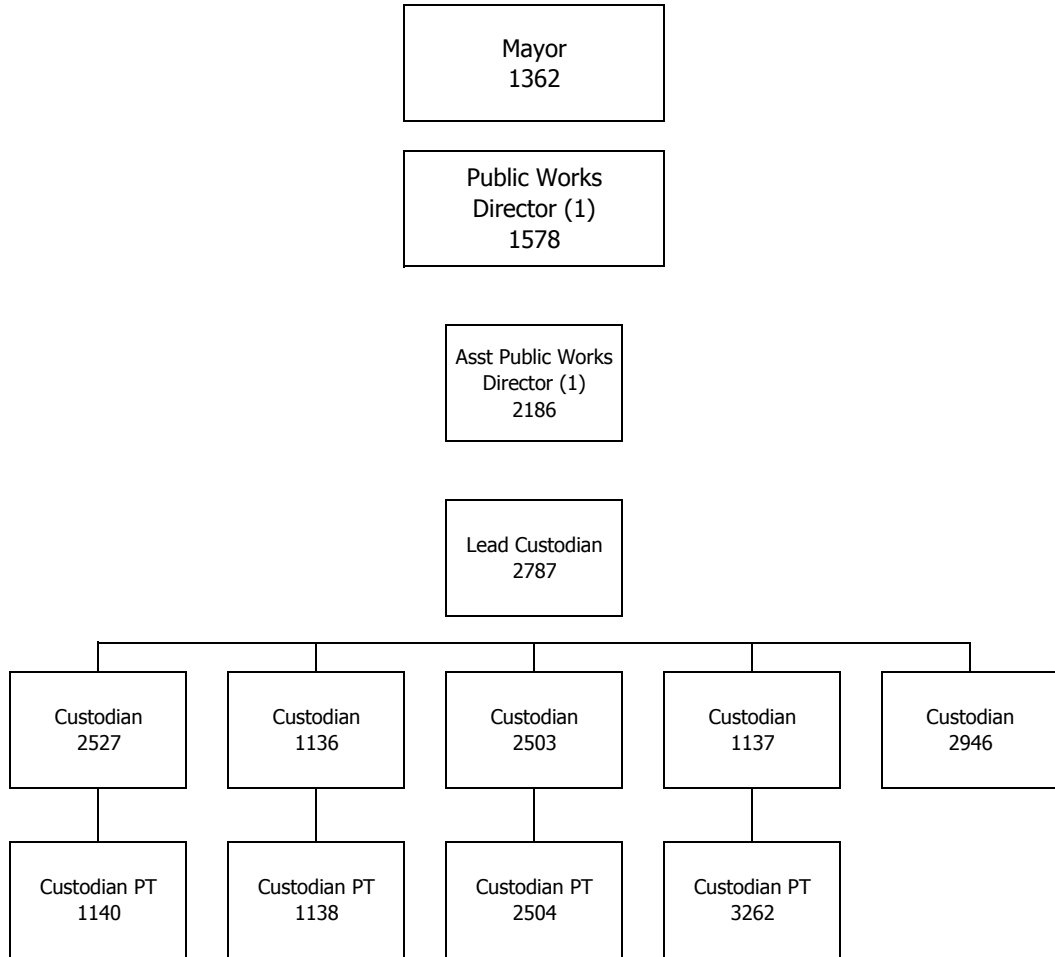
	<b>Actual FY 2010</b>	<b>Actual FY 2011</b>	<b>Adopted FY 2012</b>	<b>Adopted FY 2013</b>
<b>Salaries and Wages:</b>				
519-1201 Payroll-Pension Qualified	441,859	442,740	486,621	481,040
519-1301 Payroll-Non-Pension Qualified	21,937	25,459	25,459	26,576
519-1401 Payroll-Overtime	211	182	200	
<b>Total Salaries and Wages</b>	<b>464,006</b>	<b>468,380</b>	<b>512,280</b>	<b>507,617</b>
<b>Employee Benefits:</b>				
519-2199 FICA	35,001	35,368	39,190	38,833
519-2299 Retirement-Required Employer Contribution	57,064	78,334	80,375	93,463
519-2308 Life Insurance Benefit	1,119	1,248	993	996
519-2313 Long Term Disability Benefit	1,755	1,504	1,655	1,655
519-2399 Health Benefits	182,864	203,301	191,082	214,475
519-2499 Worker's Compensation	12,505	17,468	24,667	24,247
<b>Total Employee Benefits</b>	<b>290,309</b>	<b>337,224</b>	<b>337,962</b>	<b>373,668</b>
<b>Services:</b>				
519-3101 Employment testing services	153	128	300	250
519-4601 R/M-Equipment	368	401	500	500
519-4602 R/M-Tires	1,679	1,680	3,000	3,000
519-4603 R/M-Vehicles	4,179	3,406	6,000	6,000
<b>Total Services</b>	<b>6,379</b>	<b>5,615</b>	<b>9,800</b>	<b>9,750</b>
<b>Materials &amp; Supplies:</b>				
519-5202 Supplies/Materials-Expendable	1,343	1,207	2,500	2,500
519-5203 Supplies-Fuel	21,690	26,004	20,000	28,000
519-5205 Supplies-Uniforms/Protective gear	913	1,149	1,100	2,300
519-5403 Memberships/Schools	130		250	250
<b>Total Materials &amp; Supplies</b>	<b>24,076</b>	<b>28,360</b>	<b>23,850</b>	<b>33,050</b>
<b>Capital:</b>				
519-6401 Machinery and Equipment				25,000
<b>Total Capital</b>				<b>25,000</b>
<b>Total Expenditures</b>	<b>784,770</b>	<b>839,579</b>	<b>883,892</b>	<b>949,085</b>

**City of Plantation  
Central Services - Crafts  
001-6711**

**Foot Notes - 2013**

- 519-3101 Employment testing services**  
*Criminal history, driver's license verification and mandatory CDL license drug and alcohol testing (7).*
  - 519-4601 R/M-Equipment**  
*Repair and maintenance of equipment, such as: table saw, drill press, radial armsaw, pressure cleaners, spray equipment, dust collection equipment, blade sharpening, etc.*
  - 519-4602 R/M-Tires**  
*Tire replacement and repairs for Central Services Craft's vehicles and equipment.*
  - 519-4603 R/M-Vehicles**  
*The necessary repairs and maintenance to all vans and light and heavy trucks. This includes all body work repairs and painting due to accidents or age.*
  - 519-5202 Supplies/Materials-Expendable**  
*The cost of necessary supplies, such as; hand-held equipment (saws, drills, sanders, routers, etc.) hand tools (shovels, rakes, etc.) Annual City permits and rechargeable camera batteries for inspections and documentation.*
  - 519-5203 Supplies-Fuel/Lubricants**  
*Gasoline, diesel fuel, brake fluid, grease, motor oil, transmission fluid, propane and 2-cycle oil.*
  - 519-5205 Supplies-Uniforms/Protective gear**  
*The purchase and replacement of uniform hats, shirts, pants, safety glasses, safety shoes, respirators, rain gear, back support belts, work gloves, rubber boots and FDOT required safety vests for road right-of-way.*
  - 519-5403 Memberships/Schools**  
*Required pest control licenses, both County and State certification of applicator's licenses.*
- 
- |                           |                      |
|---------------------------|----------------------|
| <b>Salary Contingency</b> |                      |
| Annual Leave/Sick Leave   | 12,676               |
| Longevity Pay             | <u>13,900</u>        |
|                           | <u><b>26,576</b></u> |

**City of Plantation**  
**Central Services - Facilities**  
**001-6712**



(1) Budgeted under Public Works

**City of Plantation  
Central Services - Facilities Maintenance  
001-6712**

**Staffing Levels**

	FY 2011	FY 2012	FY 2013
Lead Custodian	1	1	1
Custodian	5	5	5
Custodian - P/T	4	4	4
<b>Total Budgeted Positions</b>	<b>10</b>	<b>10</b>	<b>10</b>

**Budget Summary**

	Actual FY 2011	Budget FY 2012	Adopted FY 2013
<u>Expenditures</u>			
Personal Services	398,425	408,748	433,195
Operating Expenditures	284,399	336,735	323,900
Capital Outlay	-	-	-
<b>Expenditures Totals</b>	<b>682,824</b>	<b>745,483</b>	<b>757,095</b>



**City of Plantation**  
**Central Services - Facilities Maintenance**  
**001-6712**

	Actual FY 2010	Actual FY 2011	Adopted FY 2012	Adopted FY 2013
<b>Salaries and Wages:</b>				
519-1201 Payroll-Pension Qualified	181,147	185,671	182,693	183,293
519-1301 Non-Pension Qualified	60,912	58,554	75,889	74,055
519-1401 Payroll-Overtime	292	728	500	
<b>Total Salaries and Wages</b>	<b>242,351</b>	<b>244,952</b>	<b>259,082</b>	<b>257,347</b>
<b>Employee Benefits:</b>				
519-2199 FICA	18,415	18,610	19,819	19,687
519-2299 Retirement-Required Employer Contribution	23,404	29,323	30,175	38,752
519-2308 Life Insurance Benefit	440	472	378	385
519-2313 Long Term Disability Benefit	690	571	621	630
519-2399 Health Benefits	72,840	96,015	88,051	105,782
519-2499 Worker's Compensation	5,463	8,482	10,621	10,612
<b>Total Employee Benefits</b>	<b>121,252</b>	<b>153,472</b>	<b>149,666</b>	<b>175,848</b>
<b>Services:</b>				
519-3101 Employment testing services		53	200	200
519-3199 Legal-Allocation			200	100
519-4102 Communications	10,522	7,276	12,500	10,000
519-4301 Electricity	196,540	206,770	237,500	226,000
519-4303 Water/wastewater	14,041	14,727	16,300	16,500
519-4601 R/M-Equipment	722	1,138	1,000	1,000
519-4602 R/M-Tires	22	362	1,000	1,000
519-4603 R/M-Vehicles	3,685	4,273	6,000	6,000
519-4604 R/M-Grounds	3,272	5,124	4,500	5,000
519-4605 R/M-Structures	17,639	11,272	20,000	20,000
519-4606 R/M-Maintenance contract	15,900	14,454	16,000	16,000
519-4803 Advertising			200	200
<b>Total Services</b>	<b>262,342</b>	<b>265,448</b>	<b>315,400</b>	<b>302,000</b>
<b>Materials &amp; Supplies:</b>				
519-5101 Supplies-Office	76	51	100	100
519-5201 Tools/Under threshold furn/equip	1,404	1,317	1,000	1,000
519-5202 Supplies/Materials-Expendable	8,319	6,311	9,000	8,500
519-5203 Supplies-Fuel	5,349	4,006	3,500	3,500
519-5204 Supplies-Janitorial	6,491	6,551	7,000	7,000
519-5205 Uniforms/Protective gear	488	580	600	1,650
519-5403 Memberships/Schools	135	135	135	150
<b>Total Materials &amp; Supplies</b>	<b>22,263</b>	<b>18,951</b>	<b>21,335</b>	<b>21,900</b>
<b>Total Expenditures</b>	<b>648,208</b>	<b>682,823</b>	<b>745,483</b>	<b>757,095</b>

**City of Plantation**  
**Central Services - Facilities Maintenance**  
**001-6712**

**Foot Notes - 2013**

- 519-3101 Employment testing services**  
*Criminal history, driver's license verification and substance abuse testing.*
- 519-4102 Communications**  
*Cost of local telephone service and long distance calls for City Hall and the Developmental Services Building personnel.*
- 519-4601 R/M-Equipment**  
*Repair and maintenance of equipment; vacuum cleaners, floor cleaning machine, wet vac and floor waxer. Replacement of battery packs for floor stripping and waxing machines. Also includes repairs to emergency generators.*
- 519-4602 R/M-Tires**  
*Cost for tire replacements for pool cars located at City Hall & Developmental Services Building.*
- 519-4603 R/M-Vehicles**  
*Necessary repairs and maintenance for vans and automobiles. Also includes cost of car washing for all departments.*
- 519-4604 R/M-Grounds**  
*Replacement of sod, bushes, flowers and hedge material. Repairs to the fountains and irrigation systems at City Hall and the Developmental Services Building. Also includes fertilization and insect grass treatment.*
- 519-4605 R/M-Structures**  
*All building repair costs for City Hall and Development Service Building. Also includes all A/C maintenance and replacement. Annual storage tank facility license renewals.*
- 519-4606 R/M-Maintenance contract**  
*Maintenance contracts for elevators, a/c units, entry alarms, cooling tower, card swipe reader software/maintenance and fire extinguishers. Monthly rust prevention for City Hall. Pagers for custodians. Annual inspection of fire sprinkler system.*
- 519-4803 Advertising**  
*Covers advertising costs, such as; bid requests and job postings.*
- 519-5101 Supplies-Office**  
*Minimal office supplies used by the facility attendant.*
- 519-5201 Tools/Under threshold furn/equip**  
*For replacement of deteriorating equipment, such as: wet vac and floor buffing machines and all other small equipment.*
- 519-5202 Supplies/Materials-Expendable**  
*Brooms, mops, brushes, ladders, dispensers, small hand tools, hoses, nuts, bolts, screws, etc. Coffee, tea, hot chocolate and related items.*
- 519-5203 Supplies-Fuel/Lubricants**  
*Necessary gas and oil for pool cars and vans at City Hall.*

**City of Plantation**  
**Central Services - Facilities Maintenance**  
**001-6712**

**Foot Notes - 2013**

- 519-5204     **Supplies-Janitorial****  
*Sanitary maintenance supplies for City Hall and Developmental Services Building. Stripper, wax, polish pads, burnish pads, rubber gloves, cleaners, air fresheners, furniture polish and trash liners. Disinfectants, soaps, paper products, vacuum bags.*
- 519-5205     **Supplies-Uniforms/Protective gear****  
*The cost of uniforms and safety shoes for full-time and part-time employees. Also includes all protective gear for abrasive cleaning.*
- 519-5403     **Memberships/Schools****  
*Membership renewals for Costco and Sam's Club. Local seminars on "Green Way" building maintenance techniques.*

**Salary Contingency**  
*Annual Leave/Sick Leave*  
*Longevity Pay*  
*Shift Differential*

	3,941
	1,250
	1,664
	<u>6,855</u>

**City of Plantation  
Cost Recovery  
001-8850**

	<b>Actual FY 2010</b>	<b>Actual FY 2011</b>	<b>Adopted FY 2012</b>	<b>Adopted FY 2013</b>
<b>Services:</b>				
515-3102 Consultants		8,660		1,500
515-3199 Legal-Allocation	29,261	133,234	60,000	60,000
515-4803 Advertising	305	2,074	3,500	2,000
<b>Total Services</b>	<b>29,566</b>	<b>143,968</b>	<b>63,500</b>	<b>63,500</b>
<b>Total Expenditures</b>	<b>29,566</b>	<b>143,968</b>	<b>63,500</b>	<b>63,500</b>

**City of Plantation  
Other General Government  
001-8852**

	<b>Actual FY 2010</b>	<b>Actual FY 2011</b>	<b>Adopted FY 2012</b>	<b>Adopted FY 2013</b>
<b>Employee Benefits:</b>				
519-2599 Unemployment comp claims				95,000
521-2299 Retirement-Police State Contribution	653,355	617,577	653,355	617,577
522-2299 Retirement-Firefighters State Contribution	696,293	713,117	696,293	713,117
<b>Total Employee Benefits</b>	<b>1,349,648</b>	<b>1,330,694</b>	<b>1,349,648</b>	<b>1,425,694</b>
<b>Services:</b>				
512-3102 Consultants	37,566	27,901	40,000	40,000
512-3199 Legal-Allocation	201,589	230,866	220,000	150,000
512-4701 Printing and binding		6,384		2,000
512-4803 Advertising				200
541-4901 Drainage Taxes				1,000
562-0001 Health Services				750
<b>Total Services</b>	<b>239,154</b>	<b>265,151</b>	<b>260,000</b>	<b>193,950</b>
 <b>Total Expenditures</b>	 <b>1,588,802</b>	 <b>1,595,845</b>	 <b>1,609,648</b>	 <b>1,619,644</b>

**City of Plantation  
Other General Government  
001-8852**

**Foot Notes - 2013**

**512-3102**

**Consultants**

*Gabriel Roeder Smith studies*

*PAL Audit*

24,000

16,000

**40,000**

**City of Plantation  
Post Employment Benefits  
001-8854**

	Actual FY 2010	Actual FY 2011	Adopted FY 2012	Adopted FY 2013
<b>Employee Benefits:</b>				
519-2399 Health/Life Benefits	257,507	393,966	1,017,991	1,228,407
<b>Total Employee Benefits</b>	257,507	393,966	1,017,991	1,228,407
 <b>Total Expenditures</b>	<b>257,507</b>	<b>393,966</b>	<b>1,017,991</b>	<b>1,228,407</b>

**City of Plantation  
Post Employment Benefits  
001-8854**

**Foot Notes - 2013**

**519-2399 Health/Life Benefits**

*Council/Department Heads/Retirees/Statutory Pension*



**City of Plantation  
Special Programs - Donations  
001-8856**

	Actual FY 2010	Actual FY 2011	Adopted FY 2012	Adopted FY 2013
<b>Services:</b>				
521-4801 Special events	1,332	4,162	1,000	3,000
522-4801 Special events		585		
539-4611 R/M-Tree beautification		27,306	45,850	7,000
539-4801 Special events		35		
572-4801 Special events	35,039	30,290	20,000	7,000
<b>Total Services</b>	<b>36,371</b>	<b>62,378</b>	<b>66,850</b>	<b>17,000</b>
<b>Materials &amp; Supplies:</b>				
519-5201 Tools/Under threshold furn/equip		5		
521-5201 Tools/Under threshold furn/equip	202	31		
521-5202 Supplies/Materials-Expendable	758	1,183	1,000	1,000
521-5403 Memberships/Schools	4,880			
522-5202 Supplies/Materials-Expendable	247	1,597	1,000	1,000
571-5202 Supplies/Materials-Expendable		5,361		5,000
572-5201 Tools/Under threshold furn/equip		4,083		2,000
572-5202 Supplies/Materials-Expendable	4,408	3,573	2,000	2,000
573-5201 Tools/Under threshold furn/equip		986		
<b>Total Materials &amp; Supplies</b>	<b>10,495</b>	<b>16,819</b>	<b>4,000</b>	<b>11,000</b>
<b>Capital:</b>				
521-6401 Machinery and Equipment	6,012		5,000	
522-6401 Machinery and Equipment		4,665		
572-6302 Improvements	10,000			
572-6401 Machinery and Equipment	43,955	7,763	5,000	
573-6401 Machinery and Equipment	10,713			
<b>Total Capital</b>	<b>70,680</b>	<b>12,428</b>	<b>10,000</b>	
<b>Grants and Aids:</b>				
519-8201 Community relations	6,751	2,781	500	
<b>Total Grants and Aids</b>	<b>6,751</b>	<b>2,781</b>	<b>500</b>	
<b>Total Expenditures</b>	<b>124,297</b>	<b>94,406</b>	<b>81,350</b>	<b>28,000</b>

# CITY OF PLANTATION

---

---

## Protective Services Departments

---

---

**Police**

**Howard Harrison, Police Chief**

**Fire**

**Joseph Harris, Fire Chief**

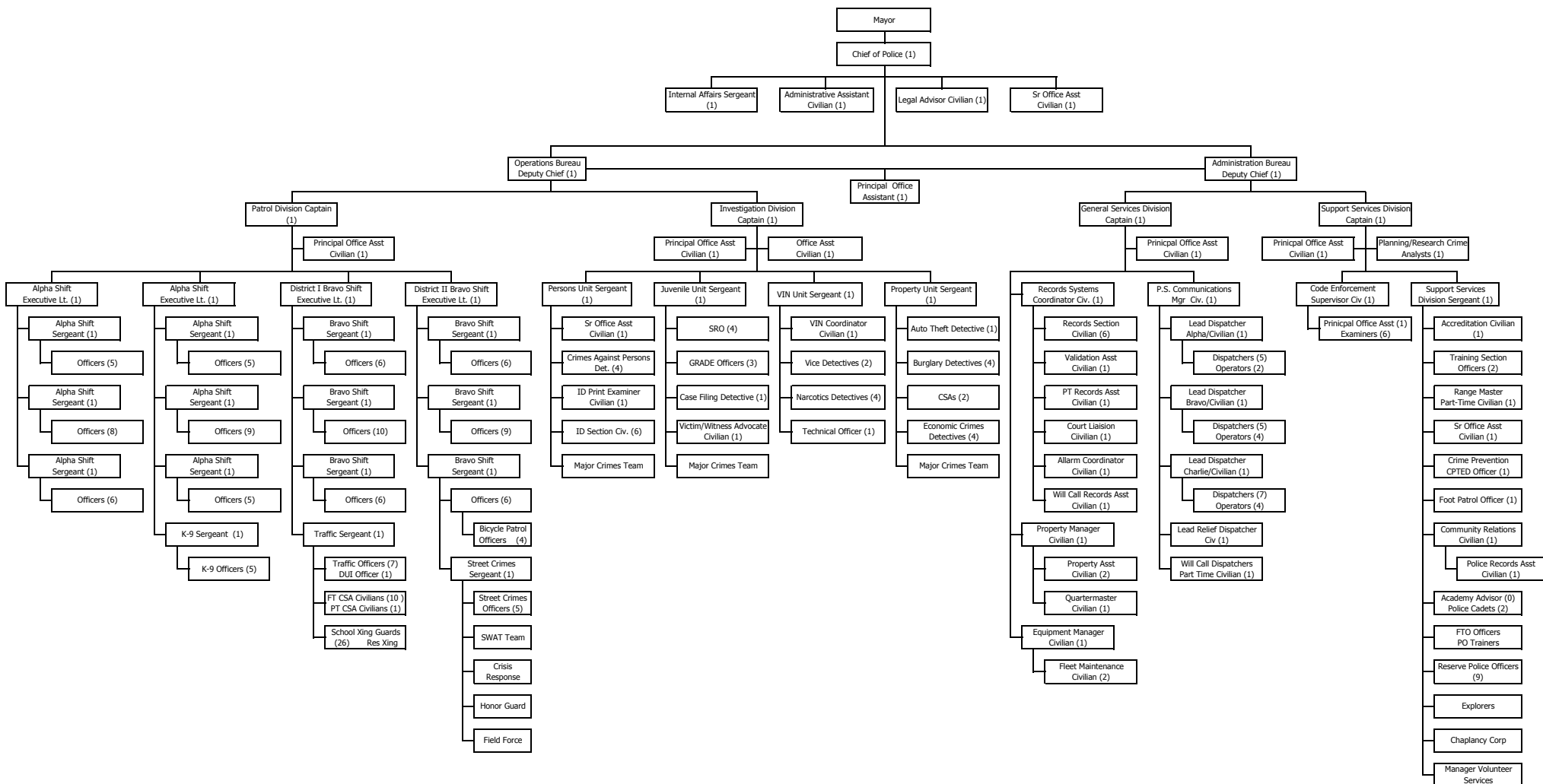
**Building**

**Jeff Sabouri, Director**

---

---

# POLICE DEPARTMENT



**City of Plantation  
Police  
001-3900**

**Staffing Levels**

	FY 2011	FY 2012	FY 2013
Chief of Police	1	1	1
Deputy Chief/Police	2	2	2
Police Captain	4	4	3
Police Lieutenant	3	3	5
Public Safety Comm Manager	1	1	1
Police Property Manager	1	1	1
Police Equipment Manager	1	1	1
Record Systems Coordinator	1	1	1
Research & Planning Specialist	1	1	1
Police Legal Advisor	1	1	1
Administrative Assistant	1	1	1
Police Sergeant / Step 7	21	21	20
Police Sergeant / Step 6	1	1	1
Police Sergeant / Step 5	0	1	0
Police Sergeant / Step 3	1	0	0
Police Officer / Step 9	75	84	81
Police Officer / Step 8	10	3	12
Police Officer / Step 7	5	12	10
Police Officer / Step 6	8	10	8
Police Officer / Step 5	11	8	10
Police Officer / Step 4	9	11	4
Police Officer / Step 3	15	5	3
Police Officer / Step 2	3	2	3
Police Officer	6	7	6
Juvenile Counselor	1	1	1
Latent Print Exam/Tech Coord	1	1	1
Polygraph Examiner	1	1	1
Code Enforcement Supervisor	1	1	1
Lead Public Safety Dispatcher	4	4	4
Crime Analyst	1	1	0
Code Enforcement Examiner	7	7	6
Crime Scene Technician	6	6	6
Clerical Supervisor	1	0	0
Public Safety Dispatcher	20	20	17
VIN Coordinator	0	1	1
Community Service Aide	13	13	12

**City of Plantation  
Police  
001-3900**

**Staffing Levels**

	FY 2011	FY 2012	FY 2013
Quarter Master	1	1	1
Principal Office Assistant	6	6	6
PD Complaint Operator	9	9	9
Community Relations Coord	1	1	1
Alarm Coordinator	1	1	1
Police Records Assistant	8	8	8
Police Property Assistant	2	2	2
Senior Office Assistant	3	3	3
Validation Assistant	1	1	1
Office Assistant	1	1	1
Maintenance Specialist/Police	2	2	2
Range Master - P/T	1	1	1
IT Technician (Will Call)	1	1	1
Public Safety Disp (Will Call)	5	2	1
Community Service Aide - P/T	1	1	1
Police Records Assistant - P/T	1	1	1
School Crossing Guard - P/T	25	26	26
School Crossing Guard-Reserve - P/T	7	3	3
Police Reserve - P/T	16	10	9
<b>Total Budgeted Positions</b>	<b>330</b>	<b>318</b>	<b>304</b>

**Budget Summary**

	Actual FY 2011	Budget FY 2012	Adopted FY 2013
<u>Expenditures</u>			
Personal Services	31,627,152	32,706,167	33,160,499
Operating Expenditures	1,853,555	1,963,972	2,130,722
Capital Outlay	43,199	67,000	69,585
<b>Expenditures Totals</b>	<b>33,523,906</b>	<b>34,737,139</b>	<b>35,360,806</b>

**City of Plantation  
Police  
001-3900**

	Actual FY 2010	Actual FY 2011	Adopted FY 2012	Adopted FY 2013
<b>Salaries and Wages:</b>				
521-1201 Payroll-Pension Qualified	17,521,785	18,070,718	18,439,343	17,503,348
521-1301 Payroll-Non-Pension Qualified	560,065	450,010	735,087	827,364
521-1401 Payroll-Overtime	776,270	675,559	775,000	725,000
521-1501 Payroll-Special detail	575,978	526,583	520,000	570,000
521-1502 Payroll-State Incentive	191,217	177,690	174,030	185,000
<b>Total Salaries and Wages</b>	<b>19,625,316</b>	<b>19,900,560</b>	<b>20,643,460</b>	<b>19,810,712</b>
<b>Employee Benefits:</b>				
521-2199 FICA	1,467,895	1,496,065	1,575,622	1,512,322
521-2202 Retirement-Police FOP	4,720,276	5,121,662	5,468,803	6,124,872
521-2299 Required Employer Contribution	891,605	586,879	586,977	659,905
521-2308 Life Insurance Benefit	23,653	32,412	25,487	25,514
521-2313 Long Term Disability Benefit	37,094	15,499	22,071	59,750
521-2399 Health Benefits	3,846,289	4,010,225	3,785,824	4,392,202
521-2499 Worker's Compensation	338,771	463,850	597,923	575,221
<b>Total Employee Benefits</b>	<b>11,325,584</b>	<b>11,726,593</b>	<b>12,062,707</b>	<b>13,349,787</b>
<b>Services:</b>				
521-3101 Employment testing services	7,052	5,705	5,000	10,000
521-3102 Consultants	146,586	111,314	80,000	85,000
521-3109 Special services testing	9,915			10000
521-3199 Legal-Allocation	102,849	77,445	95,000	90,000
521-3402 Outside service fees	1,460	114	750	750
521-3405 Parking fine billing services	6,135	3,697	6,000	4,000
521-4001 Food and shelter	15,849	14,041	16,400	21,300
521-4002 Transportation costs	5,145	3,681	6,000	8,000
521-4101 Postage/shipping charges	19,697	14,684	14,000	15,000
521-4102 Communications	216,684	173,022	165,000	145,000
521-4301 Electricity	110,094	107,919	118,600	120,900
521-4303 Water/wastewater	22,042	19,519	24,500	23,500
521-4401 Rentals	240			
521-4601 R/M-Equipment	27,482	30,308	35,000	35,000
521-4602 R/M-Tires	39,132	51,239	50,000	50,000
521-4603 R/M-Vehicles	126,579	131,085	130,000	135,000
521-4604 R/M-Grounds	833	742	1,000	1,000
521-4605 R/M-Structures	14,945	13,640	18,000	16,000
521-4606 R/M-Maintenance contract	107,294	120,051	130,850	264,675
521-4701 Printing and binding	11,837	9,324	8,000	8,000
521-4702 Film/photo processing	4,961	2,379	6,000	6,000
521-4803 Advertising	6,473	4,124	13,000	10,000
521-4808 Community relations	10,332	13,418	14,000	11,000
<b>Total Services</b>	<b>1,013,617</b>	<b>907,451</b>	<b>937,100</b>	<b>1,070,125</b>

**City of Plantation  
Police  
001-3900**

	<b>Actual FY 2010</b>	<b>Actual FY 2011</b>	<b>Adopted FY 2012</b>	<b>Adopted FY 2013</b>
<b>Materials &amp; Supplies:</b>				
521-5101 Supplies-Office	30,026	23,040	20,000	25,000
521-5201 Tools/Under threshold furn/equip	16,535	17,382	37,847	27,710
521-5202 Supplies/Materials-Expendable	63,256	64,991	83,785	104,532
521-5203 Supplies-Fuel	477,439	582,712	612,000	625,000
521-5204 Supplies-Janitorial	9,428	9,595	9,000	9,500
521-5205 Supplies-Uniforms/Protective gear	73,600	111,619	115,000	115,200
521-5210 Supplies-Maintenance-K-9 unit	7,744	12,227	12,000	12,000
521-5211 JAG-Non capital outlay	3,772	9,812		
521-5401 General Collection Books	300		500	
521-5403 Memberships/Schools	10,107	8,705	11,740	16,655
521-5404 Personnel Training-Non 2nd dollar	38,456	53,245	50,000	50,000
521-5405 Personnel Training-2nd dollar	32,499	52,777	75,000	75,000
<b>Total Materials &amp; Supplies</b>	<b>763,161</b>	<b>946,104</b>	<b>1,026,872</b>	<b>1,060,597</b>
<b>Capital:</b>				
521-6401 Machinery and Equipment			67,000	69,585
521-6402 Capital Exp: LLEBG	108,112	43,199		
<b>Total Capital</b>	<b>108,112</b>	<b>43,199</b>	<b>67,000</b>	<b>69,585</b>
<b>Total Expenditures</b>	<b>32,835,790</b>	<b>33,523,907</b>	<b>34,737,139</b>	<b>35,360,806</b>

**City of Plantation  
Police  
001-3900**

**Foot Notes - 2013**

<b>521-3102</b>	<b>Consultants</b> <i>Investigative costs.</i>	
<b>521-3109</b>	<b>Special services testing</b> <i>Assessment center testing for promotions.</i>	
<b>521-3405</b>	<b>Parking fine billing services</b> <i>Paid to Broward County to process parking fines.</i>	
<b>521-4606</b>	<b>R/M-Maintenance contract</b>	
	<i>Comcast</i>	240
	<i>Communication System (Motorola)</i>	60,000
	<i>Copiers</i>	38,000
	<i>Elevator</i>	3,500
	<i>Fire Extinguishers</i>	1,000
	<i>IIS Group Optimum Power &amp; Environment</i>	6,600
	<i>Leo's Speedometer</i>	7,500
	<i>Motorola -one time hookup fee</i>	25,000
	<i>Motorola subscriber fee</i>	100,000
	<i>MTS (Microfiche)</i>	635
	<i>Paladin Card Access</i>	8,000
	<i>Range Meggitt Defense Maintenance</i>	4,500
	<i>Security Pro Systems</i>	1,100
	<i>Stericycle</i>	2,600
	<i>Tower Inspection</i>	6,000
		<hr/> <b>264,675</b>
<b>521-4808</b>	<b>Community relations</b> <i>GRADE, Safety Festival.</i>	
<b>521-5201</b>	<b>Tools/Under threshold furn/equip</b>	
	<i>5 Drawer Locking, Legal Size, Vertical File Cabinet</i>	450
	<i>AVL CAD Antennas</i>	1,250
	<i>BlackHawk Dynamic Entry Super Break-n-Rake</i>	230
	<i>Burn Box</i>	200
	<i>CD Pro Scan Wireless Camera Hunter Scanner/Detector</i>	720
	<i>Charge Guard</i>	1,000
	<i>Computer Monitors 19"</i>	3,700
	<i>Dell Computer Monitor E2210</i>	250
	<i>Digital Recorders</i>	220
	<i>Glock Replacement Parts</i>	1,000
	<i>Go Rhino Push Bumpers</i>	2,250
	<i>Lights &amp; Sirens</i>	3,200
	<i>Magnetic Strip Gas Card</i>	1,065
	<i>Magnetic Swipe ID Cards</i>	120
	<i>Misc. Tools</i>	200
	<i>Motorola Remote Speaker Mics</i>	1,600
	<i>Night Optics</i>	1,580
	<i>Olympus Digital Voice Recorder WS-6005</i>	700
	<i>Portable Car Battery Charger</i>	100
	<i>Replacement Bikes</i>	3,900
	<i>Rescue Phone - "Landline Eliminator"</i>	600



**City of Plantation  
Police  
001-3900**

**Foot Notes - 2013**

<b>521-5201</b>	<b>Tools/Under threshold furn/equip</b>	
	<i>REX4424A Battery Eliminator</i>	1,460
	<i>Sniper Rifle Cleaning Supplies</i>	365
	<i>Sniper Rifle Rangefinder</i>	675
	<i>Sniper Rifle Torque Screwdriver</i>	75
	<i>Trailer Hitch Assy's</i>	800
		<u>27,710</u>
<b>521-5202</b>	<b>Supplies/Materials-Expendable</b>	
	<i>.223 Training Ammo</i>	2,100
	<i>12GA Liquid CS Rds (2330)</i>	255
	<i>12GA Liquid OC Rds (2340)</i>	255
	<i>12GA SuperSock Bean Bag Rds (2581)</i>	490
	<i>37MM CS Rds (3330)</i>	805
	<i>37MM Liquid Projectiles - Training (3300)</i>	1,490
	<i>37MM OC Rds (3340)</i>	860
	<i>37MM SuperSock Bean Bag Rds (3581)</i>	940
	<i>Acetone</i>	50
	<i>Alcohol Wipes and Towelettes</i>	135
	<i>Ammunition - 9mm Duty Rds</i>	4,500
	<i>Ammunition - 9mm Training Rds</i>	17,500
	<i>Bags - Plastic/Paper - Various</i>	115
	<i>Batteries</i>	350
	<i>Blue Star Reagent</i>	650
	<i>Camera Supplies</i>	750
	<i>Canned Air</i>	35
	<i>Certificates</i>	240
	<i>Chemicals (Misc)</i>	405
	<i>CS Tear Ball Grenade (Model 9430)</i>	385
	<i>CTS 12GA Liquid Projectiles</i>	455
	<i>CTS Flashbangs</i>	660
	<i>Cyanoacrylate</i>	380
	<i>Disposable Face Respirator</i>	227
	<i>Disposable Rulers, Tweezers, Scalpels</i>	350
	<i>Dry Gas Standard</i>	110
	<i>DUI Blood Kits</i>	160
	<i>Emergency Flares</i>	1,225
	<i>Employee Benefits</i>	5,000
	<i>Fire Extinguishers (Building and Fleet)</i>	410
	<i>FX Marking Cartridges (Red, White &amp; Blue)</i>	1,050
	<i>FX Marking Carts - 9MM</i>	2,625
	<i>Gate Remotes</i>	375
	<i>Gloves (Latex)</i>	435
	<i>GSR/ SEM Kit</i>	160
	<i>Hand Wipes - Ink Remover</i>	165
	<i>Hepa Filters</i>	1,520
	<i>Inert Tear Ball Grenade (Model 9410)</i>	370
	<i>Intoxilyzer Assorted Supplies</i>	120
	<i>Kraft Paper &amp; Holder</i>	315
	<i>Latent Cards</i>	2,000
	<i>Latent Lift Tape</i>	2,200
	<i>Latent Processing Brushes</i>	400

**City of Plantation  
Police  
001-3900**

**Foot Notes - 2013**

<b>521-5202</b>	<b>Supplies/Materials-Expendable</b>	
	<i>Latent Processing Powders</i>	190
	<i>Magnifying Glasses</i>	415
	<i>Medical Benefits</i>	6,500
	<i>Motorola ImpressSmart Nimh Radio Batteries</i>	7,600
	<i>Motorola Multi-Unit Chargers</i>	1,400
	<i>Motorola Radio Accessories</i>	350
	<i>Narcotic Drug Test Kits - Various</i>	1,300
	<i>Ninhydrin Crystals</i>	125
	<i>Porelon Pads</i>	535
	<i>Presumptive Biological Fluid Kits</i>	160
	<i>Prisoner Blankets &amp; Gloves</i>	1,880
	<i>Protec Replacement Filters &amp; Humidifier</i>	195
	<i>Range Safety Equipment</i>	500
	<i>Reference Solutions - Various</i>	420
	<i>Rifle Strap-It-Boxes</i>	320
	<i>Sharp Container with Lid</i>	1,220
	<i>Simunition FX Gron Protector</i>	570
	<i>Simunition FX Helmets</i>	1,500
	<i>Specialty Plaques</i>	3,800
	<i>Sterile HandleSwabs</i>	155
	<i>Strap Ties (for Strap-it-Boxes, Various Sizes))</i>	35
	<i>Sunpass Transponders</i>	125
	<i>SWAT Ammunition</i>	16,400
	<i>Target and Supplies</i>	1,500
	<i>Taser X-26 Batteries</i>	3,000
	<i>Transponder &amp; Remote Batteries</i>	250
	<i>Ultra Trap Mouthpieces</i>	80
	<i>Urine Specimen Collection Kits</i>	65
	<i>Virex</i>	240
	<i>Weapon Cleaning Supplies</i>	500
	<i>Whistles (NPW-1)</i>	35
	<i>Ziplocs Bags - Various</i>	145
		<hr/> <b>104,532</b>
<b>521-5205</b>	<b>Supplies-Uniforms/Protective gear</b>	
	<i>Protective gear</i>	85,000
	<i>Uniforms</i>	30,000
	<i>Safety Shoes</i>	200
		<hr/> <b>115,200</b>
<b>521-5403</b>	<b>Memberships/Schools</b>	
	<i>Assn of Public Safety Comm Officials (APCO)</i>	100
	<i>Broward County Chief's Association</i>	300
	<i>CALEA - Communications Annual Continuation Fee</i>	3,235
	<i>Communications Citizen Survey for PPD Website</i>	205
	<i>Florid Crime Prevention Assn</i>	75
	<i>Florida Accreditation (annual membership)</i>	1,200
	<i>Florida Association of Code Enforcement</i>	400
	<i>Florida Association of Police Attorneys (FAPA)</i>	25
	<i>Florida Association of Police Explorers</i>	125
	<i>Florida Bar Assn Dues</i>	265

**City of Plantation  
Police  
001-3900**

**Foot Notes - 2013**

**521-5403**

**Memberships/Schools**

<i>Florida Crime &amp; Intelligence Analyst Assn</i>	25
<i>Florida FBI/National Academy</i>	550
<i>Florida Intelligence Unit</i>	100
<i>Florida Law Enforcement Canine Assn (FLECA)</i>	165
<i>Florida Law Weekly (Legal)</i>	390
<i>Florida Police Accreditation Coalition (FLA-PAC)</i>	150
<i>Florida Police Chief's Association</i>	300
<i>Int'l Assoc Law Enforcement Firearms Instructors Inc</i>	55
<i>Int'l Association of Law Enforcement Planners (IALEP)</i>	100
<i>International Association for Identification</i>	125
<i>International Association of Chiefs of Police</i>	450
<i>International Association of Crime Analysts (IACA)</i>	25
<i>Justice Xchange</i>	210
<i>National Accreditation Annual Membership</i>	5,800
<i>National Crime Prevention Assoc.</i>	35
<i>NENA (Diplacido)</i>	130
<i>Notary Public dues/ application</i>	750
<i>PSCASN Annual Membership (Communications)</i>	50
<i>Range voucher for sniper training</i>	1,140
<i>South FL Background Investigators Assoc.</i>	100
<i>Southeast Florida Crime Prevention Assoc.</i>	50
<i>US District Court (Federal Bar)</i>	25
	<u>16,655</u>

**Salary Contingency**

<i>Annual Leave/Sick Leave (non qualified)</i>	225,315
<i>Annual Leave/Sick Leave (qualified)</i>	76,258
<i>Assignment Pay (non-qualified)</i>	48,800
<i>Assignment Pay (qualified)</i>	114,900
<i>Clothing Allowance</i>	77,646
<i>Longevity Pay (non qualified)</i>	155,650
<i>Longevity Pay (qualified)</i>	163,350
<i>Shift Differential</i>	133,900
<i>Shift Differential (non qualified)</i>	61,122
	<u>1,056,940</u>

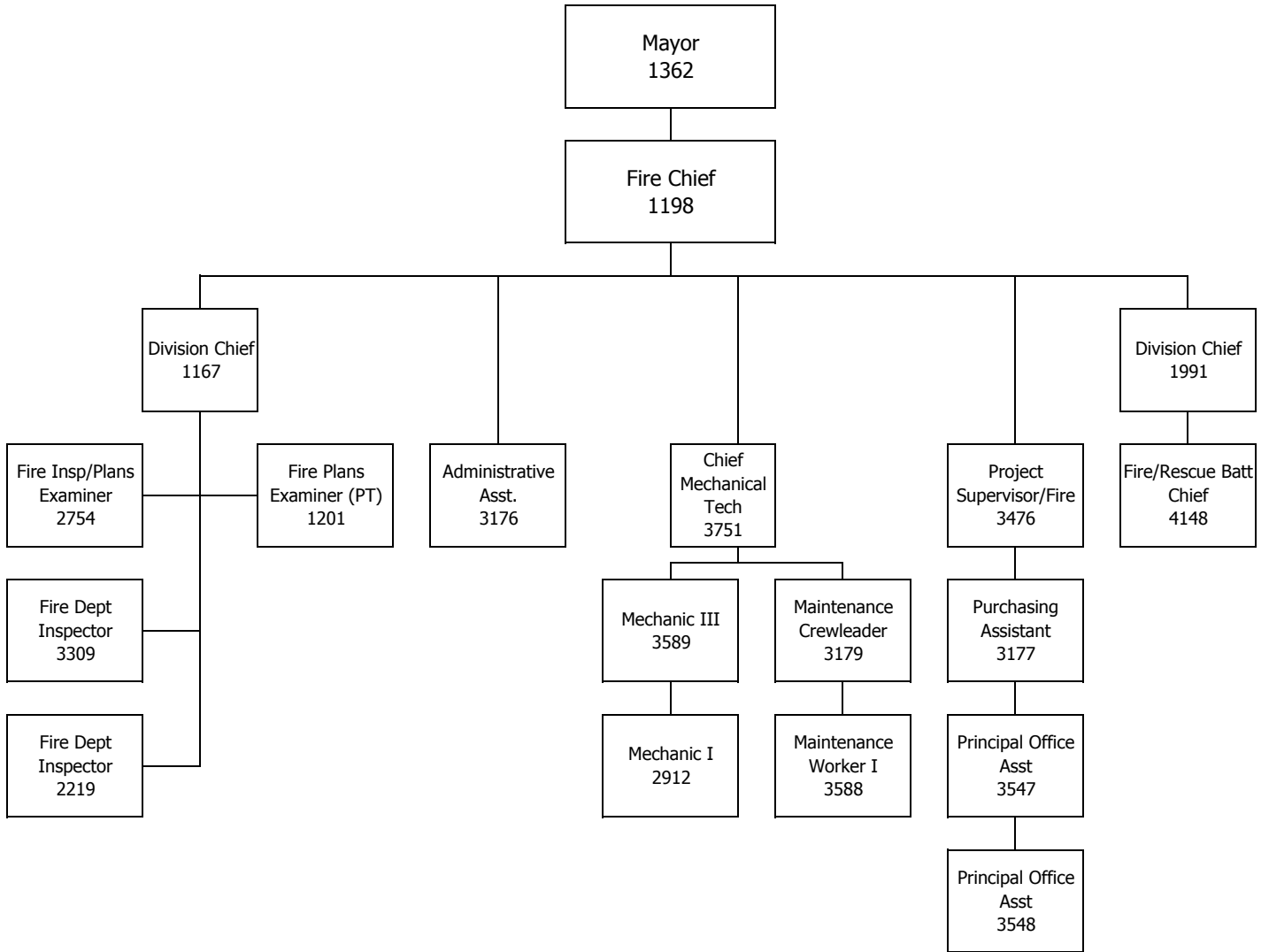
**Payroll-Special detail**

*Reimbursement to the City of approximately 120 percent.*

City of Plantation

Fire

001-4300



**City of Plantation**  
**Fire**  
**001-4300**

**Staffing Levels**

	FY 2011	FY 2012	FY 2013
Fire Chief	1	1	1
Division Chief	2	2	2
Projects Supervisor/Fire	1	1	1
Administrative Assistant	1	1	1
Fire/Rescue Battalion Chief	1	1	1
Fire Inspector/Plans Examiner	1	1	1
Fire Dept Inspector	2	2	2
Chief Mechanical Technician	1	1	1
Mechanic III	1	1	1
Purchasing Assistant	1	1	1
Mechanic I	1	1	1
Principal Office Assistant	2	2	2
Maintenance Crewleader	1	1	1
Maintenance Worker I	1	1	1
Fire Plans Examiner P/T	1	1	1
<b>Total Budgeted Positions</b>	<b>18</b>	<b>18</b>	<b>18</b>

**Budget Summary**

	Actual FY 2011	Budget FY 2012	Adopted FY 2013
<u>Expenditures</u>			
Personal Services	1,667,732	1,714,530	1,784,351
Operating Expenditures	1,319,765	1,444,700	1,447,200
Capital Outlay	30,650	39,833	-
<b>Expenditures Totals</b>	<b>3,018,147</b>	<b>3,199,063</b>	<b>3,231,551</b>

**City of Plantation  
Fire  
001-4300**

	Actual FY 2010	Actual FY 2011	Adopted FY 2012	Adopted FY 2013
<b>Salaries and Wages:</b>				
522-1201 Payroll-Pension Qualified	1,087,978	1,046,967	1,063,676	1,050,354
522-1301 Payroll-Non-Pension Qualified	90,357	68,253	93,834	95,973
522-1401 Payroll-Overtime	2,743	1,979	1,000	1,000
522-1502 Payroll - State Incentive	1,305	1,925	1,920	1,920
<b>Total Salaries and Wages</b>	<b>1,182,382</b>	<b>1,119,124</b>	<b>1,160,430</b>	<b>1,149,247</b>
<b>Employee Benefits:</b>				
522-2199 FICA	86,505	83,958	88,558	87,781
522-2299 Retirement-Required Employer Contribution	140,651	165,465	175,687	211,715
522-2308 Life Insurance Benefit	2,099	1,703	1,544	1,592
522-2313 Long Term Disability Benefit	3,291	2,783	3,530	3,613
522-2399 Health Benefits	336,178	274,417	259,821	305,705
522-2499 Worker's Compensation	39,062	20,281	24,960	24,697
<b>Total Employee Benefits</b>	<b>607,786</b>	<b>548,609</b>	<b>554,100</b>	<b>635,104</b>
<b>Services:</b>				
522-3101 Employment testing services	20,980	22,324	15,000	15,000
522-3102 Consultants	2,800		500	500
522-3199 Legal-Allocation	1,756	455	5,000	2,500
522-4001 Food and shelter	6,735	8,200	7,000	7,000
522-4002 Transportation costs	640,452	590,089	646,400	646,400
522-4101 Postage/shipping charges	1,929	2,439	3,500	3,500
522-4102 Communications	24,216	26,541	26,000	26,000
522-4103 Electronic services-User fees	4,204	4,320	4,150	4,150
522-4301 Electricity	89,559	93,449	98,200	102,400
522-4303 Water/wastewater	24,259	24,439	25,200	25,500
522-4601 R/M-Equipment	31,238	30,335	35,000	35,000
522-4602 R/M-Tires	12,998	7,753	10,000	10,000
522-4603 R/M-Vehicles	105,594	95,833	115,000	115,000
522-4604 R/M-Grounds	1,665	3,126	2,500	2,500
522-4605 R/M-Structures	34,809	26,901	40,000	40,000
522-4606 R/M-Maintenance contract	82,668	88,438	122,600	122,600
522-4701 Printing and binding	600	1,280	2,000	2,000
522-4803 Advertising	544	989	500	500
522-4805 Fire Association programs	9,000	8,775	8,500	8,500
522-4808 Community relations	3,982	2,683	3,500	3,500
522-4812 Fire department promotions	30,126	26,274	24,000	24,000
522-4903 Drainage taxes	620	620	650	650
<b>Total Services</b>	<b>1,130,733</b>	<b>1,065,262</b>	<b>1,195,200</b>	<b>1,197,200</b>
<b>Materials &amp; Supplies:</b>				
522-5101 Supplies-Office	6,135	3,692	7,500	7,500
522-5201 Tools/Under threshold furn/equip	21,319	20,032	20,000	20,000
522-5202 Supplies/Materials-Expendable	51,384	28,503	50,000	50,000
522-5203 Supplies-Fuel	58,856	74,916	60,000	60,000
522-5204 Supplies-Janitorial	9,608	8,838	5,000	5,000
522-5205 Supplies-Uniforms/Protective gear	93,324	96,282	85,000	85,500

**City of Plantation  
Fire  
001-4300**

	<b>Actual FY 2010</b>	<b>Actual FY 2011</b>	<b>Adopted FY 2012</b>	<b>Adopted FY 2013</b>
<b>Materials &amp; Supplies:</b>				
522-5401 General Collection Books	3,017	4,419	4,350	4,350
522-5403 Memberships/Schools	18,933	17,821	17,650	17,650
<b>Total Materials &amp; Supplies</b>	<b>262,577</b>	<b>254,503</b>	<b>249,500</b>	<b>250,000</b>
<b>Capital:</b>				
522-6201 Buildings	24,426	14,250		
522-6401 Machinery and Equipment	6,312	16,400	39,833	
<b>Total Capital</b>	<b>30,738</b>	<b>30,650</b>	<b>39,833</b>	
<b>Total Expenditures</b>	<b>3,214,216</b>	<b>3,018,148</b>	<b>3,199,063</b>	<b>3,231,551</b>

**City of Plantation  
Fire  
001-4300**

**Foot Notes - 2013**

<b>522-3101</b>	<b>Employment testing services</b> <i>Medical exams for new employees and firefighters. Fifty applicants expected. Each exam is \$250 per person, Hepatitis B vaccines \$235 each and \$56 for new firefighters, DL verification at \$7, criminal history \$17.50.</i>												
<b>522-4001</b>	<b>Food and shelter</b> <i>Hotel and per diem for meetings, training classes, seminars, other educational opportunities, Firematics, and Clincon.</i>												
<b>522-4002</b>	<b>Transportation costs</b> <i>1-Asst. Chief @ \$400/mo. 1-Battalion Chief @\$300/mo. 12-Lieutenants @ \$125/mo. 2-Air Pack Specialists @ \$100/mo. 2-Property Aides @ \$100/mo. 2-Public Education Specialists @ \$100/mo. 3-Special Captain @\$100/mo. 5-Training Aides @ \$100/mo. 6-Captains @ \$200/mo. Volunteer Firefighters Stipend @ \$6/call</i>	<table border="0"> <tr><td>4,800</td></tr> <tr><td>3,600</td></tr> <tr><td>18,000</td></tr> <tr><td>1,200</td></tr> <tr><td>2,400</td></tr> <tr><td>2,400</td></tr> <tr><td>3,600</td></tr> <tr><td>6,000</td></tr> <tr><td>14,400</td></tr> <tr><td>590,000</td></tr> <tr><td><b>646,400</b></td></tr> </table>	4,800	3,600	18,000	1,200	2,400	2,400	3,600	6,000	14,400	590,000	<b>646,400</b>
4,800													
3,600													
18,000													
1,200													
2,400													
2,400													
3,600													
6,000													
14,400													
590,000													
<b>646,400</b>													
<b>522-4102</b>	<b>Communications</b> <i>Phone service for headquarters and 6 fire stations, 4 satellite receivers for emergency radio system, TeleStaff, 18 cellular phones and 4 satellite phones used during emergency events.</i>												
<b>522-4103</b>	<b>Electronic services-User fees</b> <i>Service fee for DTN Storm and Weather tracking system.</i>												
<b>522-4601</b>	<b>R/M-Equipment</b> <i>Nozzles, masks, regulators, air packs, rescue tools, hoses, extrication equipment, generators, dive rescue items, ice machines, pagers, radios and mobile units not under contract, saws, hammers, haz-mat equipment, flow gauges.</i>												
<b>522-4603</b>	<b>R/M-Vehicles</b> <i>Repairs and replacement parts for autos and fire apparatus. Includes testing of 3 aerial apparatus each year by a certifying agency and testing of ground ladders.</i>												
<b>522-4605</b>	<b>R/M-Structures</b> <i>Repairs for 6 stations and HQ including 35 overhead doors. Includes repairing roofs, plumbing, painting, replacement of carpet, tile, and general repairs.</i>												
<b>522-4606</b>	<b>R/M-Maintenance contract</b> <i>Access Control Service Agreement (7 buildings) AWS (Satellite Weather Service) Cable Copiers Elevator Fire Alarm Monitoring (7 buildings) Fire Extinguishers Fire Hydrant Maintenance FLPRO Water Sampling</i>	<table border="0"> <tr><td>19,600</td></tr> <tr><td>3,500</td></tr> <tr><td>660</td></tr> <tr><td>4,500</td></tr> <tr><td>1,400</td></tr> <tr><td>1,900</td></tr> <tr><td>5,240</td></tr> <tr><td>50,000</td></tr> <tr><td>700</td></tr> </table>	19,600	3,500	660	4,500	1,400	1,900	5,240	50,000	700		
19,600													
3,500													
660													
4,500													
1,400													
1,900													
5,240													
50,000													
700													



**City of Plantation  
Fire  
001-4300**

**Foot Notes - 2013**

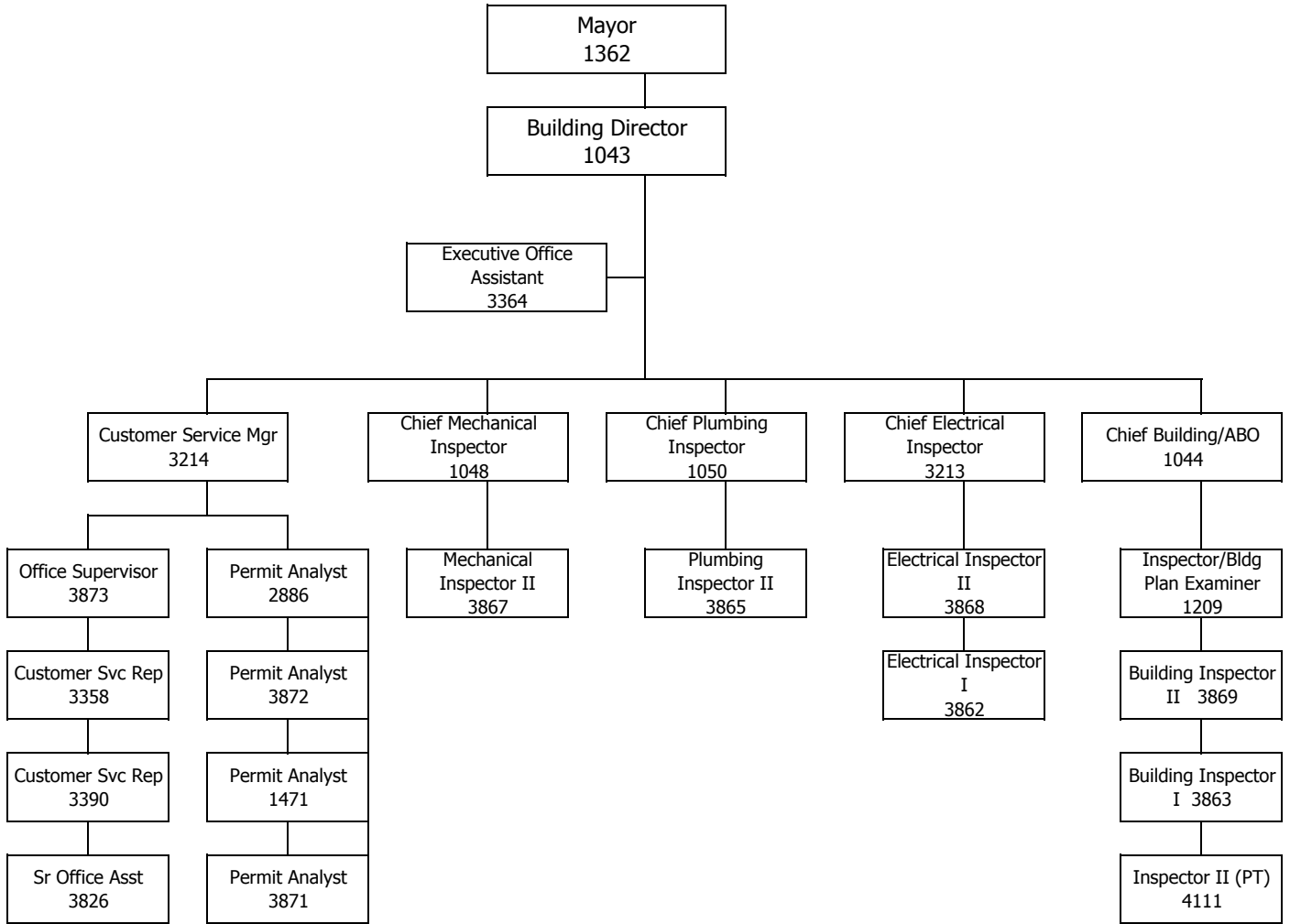
<b>522-4606</b>	<b>R/M-Maintenance contract</b> <i>Hurst Tool</i> <i>Pagers</i> <i>Radios - Portable and Mobile</i>	3,600 1,500 <u>30,000</u> <b>122,600</b>
<b>522-4701</b>	<b>Printing and binding</b> <i>Fire and inspection reports, drill schedules, equipment and apparatus checklists, work orders, customer service surveys, training and other certificates.</i>	
<b>522-4803</b>	<b>Advertising</b> <i>Newspapers, trade publications, and periodicals for volunteer recruiting and public notices.</i>	
<b>522-4805</b>	<b>Fire Association programs</b> <i>Flag Award, Firematics Team, Honor Guard, cable TV, Bounty Program.</i>	
<b>522-4808</b>	<b>Community relations</b> <i>Marketing materials for recruitment/education &amp; related pamphlets for hospitals, nursing homes, schools, and multi-residential units. Instruction on smoke detector installation, evacuation procedures, and Poster &amp; Essay Contest.</i>	
<b>522-4812</b>	<b>Fire department promotions</b> <i>Holiday parades, holiday dinner, various functions at fire stations.</i>	
<b>522-5101</b>	<b>Supplies-Office</b> <i>Supplies for 6 stations and Headquarters.</i>	
<b>522-5201</b>	<b>Tools/Under threshold furn/equip</b> <i>Hacksaws, axes, prybars, hydrant wrenches, batteries for lanterns &amp; flashlights, gas detectors, Alert pager maintenance. Training materials: smoke bombs, varied printed material. Refreshments for those attending functions on premises.</i>	
<b>522-5202</b>	<b>Supplies/Materials-Expendable</b> <i>Oxygen tank refills, fire extinguisher service charge, liquid fuel fire foam, fire hose, biohazard bags, visqueen, hydrant parts, SCBA masks, Survivair Airpacks, replacement drager tubes, absorbent pads, AirPack face pieces.</i>	
<b>522-5204</b>	<b>Supplies-Janitorial</b> <i>6 stations and Headquarters. Truck soap, cleaning supplies.</i>	
<b>522-5205</b>	<b>Supplies-Uniforms/Protective gear</b> <i>Coveralls/uniforms - both new and replacement items for firefighters. Protective clothing: bunker coats and pants, helmets, nomex hoods and gloves, safety shoes, boots. Dive Rescue Team items: wetsuit, mask, fins, snorkel, rescue knife and special equipment.</i>	
<b>522-5401</b>	<b>General Collection Books</b> <i>Building Code Books</i> <i>Fire Chief Magazine</i> <i>Fire Code Books</i> <i>Fire Engineering</i> <i>Fire Video Training</i> <i>Firehouse Magazine</i>	950 50 450 80 1,500 180

**City of Plantation  
Fire  
001-4300**

**Foot Notes - 2013**

<b>522-5401</b>	<b>General Collection Books</b>	
	<i>Florida Fire Service Today</i>	50
	<i>Journal of Emergency Medical Services</i>	50
	<i>Legal Briefings</i>	80
	<i>National Fire Protection Association Journal</i>	110
	<i>NFPA Fire Code Update</i>	850
		<u>4,350</u>
<b>522-5403</b>	<b>Memberships/Schools</b>	
	<i>ACLS Recertification Classes</i>	660
	<i>Broward County Board of Rules and Appeals</i>	225
	<i>Broward County of Fire Safety Association</i>	1,600
	<i>Broward Fire Academy Classes-McFatter</i>	6,000
	<i>Bureau of Fire Standards and Training</i>	50
	<i>Clincon Conference</i>	250
	<i>Fire Chiefs Association of Broward County</i>	1,200
	<i>Florida Association of Emergency Vehicle Technicians</i>	650
	<i>Florida Chapter of International Assn. of Arson Prevention</i>	15
	<i>Florida Department of Insurance</i>	225
	<i>Florida Department of Safety Officers Membership Svc</i>	75
	<i>Florida Fire Chiefs Association</i>	2,200
	<i>Florida State Fire College</i>	950
	<i>Governor's Hurricane Conference</i>	225
	<i>International Association of Arson Investigators</i>	75
	<i>International Association of Fire Chiefs</i>	600
	<i>Miscellaneous Schools and Training Classes</i>	2,000
	<i>National Fire Prevention Association</i>	600
	<i>National Volunteer Fire Council</i>	50
		<u>17,650</u>
	<b>Salary Contingency</b>	
	<i>Annual Leave/Sick Leave</i>	34,131
	<i>Clothing allowance</i>	1,750
	<i>Duty Chief Stipend</i>	21,840
	<i>Longevity Pay</i>	18,950
		<u>76,671</u>

**City of Plantation**  
**Building**  
**001-4700**



**City of Plantation  
Building  
001-4700**

**Staffing Levels**

	FY 2011	FY 2012	FY 2013
Building Director/Bldg Official	1	1	1
Chief Building/Abo	1	1	1
Chief Mechanical Inspector	1	1	1
Chief Plumbing Inspector	1	1	1
Inspector/Bldg Plan Examiner	1	1	1
Chief Electrical Inspector	1	1	1
Inspector II	3	4	4
Inspector I	2	2	2
Bldg Dept Customer Service Mgr	1	1	1
Executive Office Assistant	1	1	1
Office Supervisor	1	1	1
Permit Analyst	3	4	4
Customer Service Rep	2	2	2
Senior Office Assistant	1	1	1
Inspector II P/T	1	0	1
Electrical Inspector P/T	1	0	0
Customer Service Clerk P/T	1	0	0
<b>Total Budgeted Positions</b>	<b>23</b>	<b>22</b>	<b>23</b>

**Budget Summary**

	Actual FY 2011	Budget FY 2012	Adopted FY 2013
<u>Expenditures</u>			
Personal Services	1,739,396	1,880,968	1,971,547
Operating Expenditures	99,945	178,248	188,755
Capital Outlay	-	-	20,000
<b>Expenditures Totals</b>	<b>1,839,341</b>	<b>2,059,216</b>	<b>2,180,302</b>

**City of Plantation  
Building  
001-4700**

	<b>Actual FY 2010</b>	<b>Actual FY 2011</b>	<b>Adopted FY 2012</b>	<b>Adopted FY 2013</b>
<b>Salaries and Wages:</b>				
524-1201 Payroll-Pension Qualified	1,174,235	1,138,107	1,240,953	1,209,474
524-1301 Payroll-Non-Pension Qualified	36,662	31,175	31,527	67,718
524-1401 Payroll-Overtime	4,760	2,048	8,000	6,000
<b>Total Salaries and Wages</b>	<b>1,215,657</b>	<b>1,171,330</b>	<b>1,280,480</b>	<b>1,283,192</b>
<b>Employee Benefits:</b>				
524-2199 FICA	91,085	88,147	97,505	97,794
524-2299 Retirement-Required Employer Contribution	151,804	150,804	155,933	182,639
524-2308 Life Insurance Benefit	2,365	2,344	1,646	1,756
524-2313 Long Term Disability Benefit	3,709	3,536	3,519	3,700
524-2399 Health Benefits	378,878	306,332	322,286	382,147
524-2499 Worker's Compensation	14,975	16,903	19,599	20,320
<b>Total Employee Benefits</b>	<b>642,817</b>	<b>568,066</b>	<b>600,488</b>	<b>688,355</b>
<b>Services:</b>				
524-3101 Employment testing services	58	167	100	500
524-3102 Consultants	11,856	19,957	80,800	72,900
524-3199 Legal-Allocation	8,727	1,138	5,500	4,000
524-3401 Bank service fees	16,404	19,161	17,000	40,000
524-3402 Outside service fees		595		
524-4001 Food and shelter	696	696	700	2,400
524-4002 Transportation costs	69	46	200	300
524-4101 Postage/shipping charges	2,516	2,738	3,100	2,200
524-4102 Communications	10,218	9,495	11,000	9,000
524-4601 R/M-Equipment	503			
524-4602 R/M-Tires	1,191	1,033	3,000	2,500
524-4603 R/M-Vehicles	8,064	2,575	4,000	5,000
524-4606 R/M-Maintenance contract	11,808	10,470	11,750	5,850
524-4701 Printing and binding	3,051	995	3,000	3,000
524-4702 Film/photo processing	249			
<b>Total Services</b>	<b>75,409</b>	<b>69,065</b>	<b>140,150</b>	<b>147,650</b>
<b>Materials &amp; Supplies:</b>				
524-5101 Supplies-Office	2,504	2,271	3,800	3,800
524-5201 Tools/Under threshold furn/equip	1,768			1000
524-5202 Supplies/Materials-Expendable	1,094	857	1,000	1,000
524-5203 Supplies-Fuel	16,490	19,302	20,000	24,000
524-5204 Building Dept. Technology - Non Capital		1,875		2,000
524-5205 Supplies-Uniforms/Protective gear	1,265	962	1,950	2,950
524-5401 General Collection Books	2,315	977	6,498	926
524-5403 Memberships/Schools	5,139	4,635	4,850	5,429
<b>Total Materials &amp; Supplies</b>	<b>30,574</b>	<b>30,880</b>	<b>38,098</b>	<b>41,105</b>
<b>Capital:</b>				
524-6401 Machinery and Equipment				20,000
<b>Total Capital</b>				<b>20,000</b>
<b>Total Expenditures</b>	<b>1,964,457</b>	<b>1,839,341</b>	<b>2,059,216</b>	<b>2,180,302</b>

**City of Plantation  
Building  
001-4700**

**Foot Notes - 2013**

<b>524-3101</b>	<b>Employment testing services</b> <i>Criminal history, driver's license verification and substance abuse testing for current employees and any new hires. Cost of advertise for new employees.</i>	
<b>524-3102</b>	<b>Consultants</b> <i>Electrical Inspector - 8 wks</i> <i>Microfilm Imaging</i> <i>Plumbing Inspector - 8 wks</i> <i>Structural Inspector - 8 wks</i> <i>This includes the cost of scanning large documents, but eliminates the backlog. Includes hiring chiefs, inspectors and certified plans examiners (\$75.00 per hr) per FBC requirements, when City's positions are vacant.</i>	22,300 6,000 22,300 22,300 <hr/> <b>72,900</b>
<b>524-3401</b>	<b>Bank service fees</b> <i>Bank service fees associated with credit card transactions.</i>	
<b>524-4001</b>	<b>Food and shelter</b> <i>Hotel and meal costs for seminars. Monthly building related expenses for meetings required by the State and County to earn necessary points for recertification. Requirement of FBC under separate line item funded under permit surcharge ord. 2059.</i>	
<b>524-4002</b>	<b>Transportation costs</b> <i>To attend Building Officials/Inspectors educational seminars and meetings at off-site locations for State and county BR&amp;A. Also for off-site meetings &amp; educational conferences for continuing education surcharge ordinance 2059</i>	
<b>524-4101</b>	<b>Postage/shipping charges</b> <i>For mailing letters required by Florida Building Code to contractors and customers. Certified mailings relating to the Unsafe Structures Board and Code Enforcement Board.</i>	
<b>524-4102</b>	<b>Communications</b> <i>Cost for local telephone service, 3 fax lines, long distance calls and 14 Nextel radio/cell phones.</i>	
<b>524-4601</b>	<b>R/M-Equipment</b> <i>For covering the maintenance on existing office equipment not under contract. (i.e, Brother fax machine)</i>	
<b>524-4602</b>	<b>R/M-Tires</b> <i>Tire replacements needed for 13 vehicles.</i>	
<b>524-4603</b>	<b>R/M-Vehicles</b> <i>For any necessary repairs for 13 vehicles.</i>	
<b>524-4606</b>	<b>R/M-Maintenance contract</b> <i>Ikon Copy Machine</i> <i>Perforator</i> <i>Reader/Printer</i> <i>Scanner (1)</i>	3,200 300 1,350 1,000 <hr/> <b>5,850</b>

**City of Plantation  
Building  
001-4700**

**Foot Notes - 2013**

<b>524-4701</b>	<b>Printing and binding</b> <i>Printing permit applications, notices of violation, informational pamphlets and newsletters and business cards.</i>	
<b>524-5101</b>	<b>Supplies-Office</b> <i>Miscellaneous office supplies, copy paper, envelopes and other backup materials required for the Unsafe Structures and Code Enforcement Boards.</i>	
<b>524-5201</b>	<b>Tools/Under threshold furn/equip</b> <i>To purchase 3 new chairs for the replacement of old ones in the customer waiting area.</i>	
<b>524-5202</b>	<b>Supplies/Materials-Expendable</b> <i>Supplies peculiar to department such inspection mirrors, Smart levels, hard hats, safety glasses, etc.</i>	
<b>524-5203</b>	<b>Supplies-Fuel/Lubricants</b> <i>Necessary gas and oil for 13 vehicles.</i>	
<b>524-5204</b>	<b>Building Dept. Technology - Non-Capital</b> <i>For purchase of (5) 32" monitors for plan reviewers.</i>	
<b>524-5205</b>	<b>Supplies-Uniforms/Protective gear</b> <i>Safety shoes</i>	1000
	<i>2 shirts pp X 9 employees</i>	250
	<i>8 shirts pp X 14 employees</i>	1,700
	<i>To supply chiefs, inspectors and plan examiners with 8 uniforms per year, as well uniforms for the customer service clerks.</i>	<u>2,950</u>
<b>524-5401</b>	<b>General Collection Books</b> <i>2011 NEC Analysis of Changes</i>	143
	<i>ASD Manual of Structural Steel-Vol. II: 1 @ 72.00</i>	72
	<i>Florida Building Code for Computer: 1 @ \$51.00</i>	51
	<i>Gypsum Construction Handbook: 5 @ \$25.00</i>	125
	<i>IBC Looseleaf Tabs: 1 @ \$9.95</i>	10
	<i>International Building Code: 1 @ \$85.00</i>	85
	<i>Means Bldg. Construction Cost Data: 1 @ \$79.95</i>	80
	<i>Means Repair &amp; Remodeling Cost Data: 1 @ \$75.95</i>	80
	<i>Means Square Foot Costs: 1 @ \$95.95</i>	100
	<i>Wind Born Debris A SCE-2 @ 90.00</i>	180
	<i>Requirement of FBC under separate line item, funded under permit surcharge ordinance 2059</i>	<u>926</u>
<b>524-5403</b>	<b>Memberships/Schools</b> <i>Amer. Society of Sanitary Engr. 2 @ \$75</i>	150
	<i>B.C. BR&amp;A certification 1 BO, 1 AB @ \$40.00</i>	80
	<i>B.C. BR&amp;A certification 4 Chiefs, 5 PX @ \$30.00</i>	270
	<i>BOAF - 1 @ \$55.00</i>	55
	<i>BOAF Annual Conference for BO</i>	349
	<i>BOIEA of B.C. 8 memberships @ \$50.00</i>	400
	<i>BOIEA of B.C. Educ. Joint Conf. Chiefs &amp; Inspectors (14)</i>	1,740
	<i>Floodplain Exam for BO and ABO</i>	200
	<i>Floodplain Seminar for BO and ABO</i>	200

**City of Plantation  
Building  
001-4700**

**Foot Notes - 2013**

<b>524-5403</b>	<b>Memberships/Schools</b>	
	<i>FRSA - Building Official</i>	140
	<i>Int'l Assoc of Elec Insp Conf 3 @ \$100.00</i>	300
	<i>Int's Assoc of Electrical Inspectors 3 @ \$120</i>	360
	<i>NFPA - Building Official</i>	150
	<i>Plumbing, Gas, Mec Insp. of Florida 4 @ \$50.00</i>	200
	<i>State of Florida Certification 13 @ \$5</i>	65
	<i>State of Florida Licensing Board 13 @ \$59</i>	770
	<i>Requirement of FBC under separate line item funded under permit surcharge ordinance 2059.</i>	<u>5,429</u>
	 <b>Payroll-Overtime</b>	
	<i>Funds are recovered under Cost Recovery account</i>	
	 <b>Salary Contingency</b>	
	<i>Annual Leave/Sick Leave</i>	20,120
	<i>Longevity Pay</i>	<u>15,150</u>
		<u>35,270</u>



# CITY OF PLANTATION

---

---

## Transportation & Environmental Services Departments

---

---

Engineering

Brett Butler, Director

Stormwater

Brett Butler, Director

Public Works

Frank DeCelles, Director

Resource Recovery

Frank DeCelles, Director

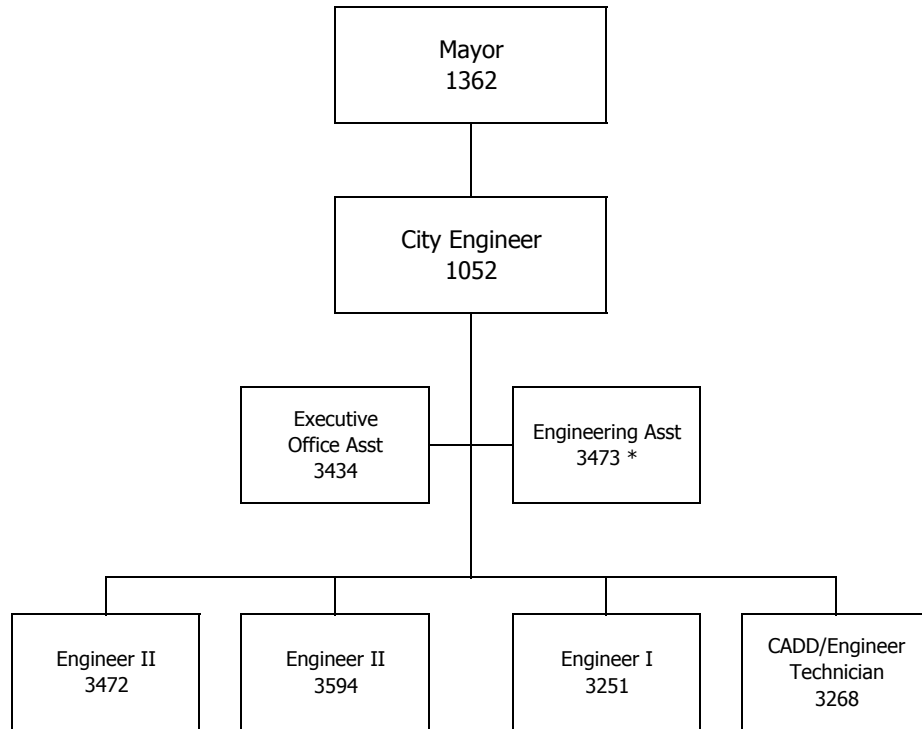
Landscaping

Frank DeCelles, Director

---

---

**City of Plantation**  
**Engineering**  
**001-5100**



\* Position funded for 3 months

**City of Plantation  
Engineering  
001-5100**

**Staffing Levels**

	FY 2011	FY 2012	FY 2013
City Engineer	1	1	1
Engineer II	2	2	2
Engineer I	1	1	1
CADD/Engineer Technician	1	1	1
Executive Office Assistant	1	1	1
Engineering Assistant	1	1	0
<b>Total Budgeted Positions</b>	<b>7</b>	<b>7</b>	<b>6</b>

**Budget Summary**

	Actual FY 2011	Budget FY 2012	Adopted FY 2013
<u>Expenditures</u>			
Personal Services	783,804	775,691	757,901
Operating Expenditures	18,727	24,550	20,700
Capital Outlay	-	-	28,000
<b>Expenditures Totals</b>	<b>802,531</b>	<b>800,241</b>	<b>806,601</b>

**City of Plantation  
Engineering  
001-5100**

	Actual FY 2010	Actual FY 2011	Adopted FY 2012	Adopted FY 2013
<b>Salaries and Wages:</b>				
541-1201 Payroll-Pension Qualified	496,031	506,999	507,140	473,233
541-1301 Payroll-Non-Pension Qualified	11,675	18,689	18,689	13,585
541-1401 Payroll-Overtime	235			
<b>Total Salaries and Wages</b>	<b>507,941</b>	<b>525,688</b>	<b>525,829</b>	<b>486,818</b>
<b>Employee Benefits:</b>				
541-2199 FICA	37,667	39,031	39,868	36,963
541-2299 Retirement-Required Employer Contribution	64,137	80,848	83,764	100,051
541-2308 Life Insurance Benefit	693	877	693	693
541-2313 Long Term Disability Benefit	1,087	1,556	1,724	1,729
541-2399 Health Benefits	113,663	133,492	121,955	130,035
541-2499 Worker's Compensation	1,657	2,312	1,859	1,612
<b>Total Employee Benefits</b>	<b>218,903</b>	<b>258,116</b>	<b>249,862</b>	<b>271,083</b>
<b>Services:</b>				
541-3101 Employment testing services			100	50
541-3199 Legal-Allocation	7,248	3,862	7,300	4,000
541-4001 Food and shelter		89	500	250
541-4002 Transportation costs		211	200	100
541-4101 Postage/shipping charges	109	142	300	150
541-4102 Communications	2,643	2,760	3,200	3,000
541-4601 R/M-Equipment			150	50
541-4602 R/M-Tires	72	346	950	700
541-4603 R/M-Vehicles	767	351	800	800
541-4606 R/M-Maintenance contract	4,172	4,389	4,700	4,700
541-4701 Printing and binding		125	100	
541-4803 Advertising	2,433	221	200	200
<b>Total Services</b>	<b>17,444</b>	<b>12,495</b>	<b>18,500</b>	<b>14,000</b>
<b>Materials &amp; Supplies:</b>				
541-5101 Supplies-Office	1,175	592	1,200	1,000
541-5201 Tools/Under threshold furn/equip		429	350	150
541-5202 Supplies/Materials-Expendable	203	(2)	600	600
541-5203 Supplies-Fuel	3,372	4,370	3,200	3,750
541-5205 Supplies-Uniforms/Protective gear				500
541-5403 Memberships/Schools	440	843	700	700
<b>Total Materials &amp; Supplies</b>	<b>5,190</b>	<b>6,232</b>	<b>6,050</b>	<b>6,700</b>
<b>Capital:</b>				
541-6401 Machinery and Equipment				28,000
<b>Total Capital</b>				<b>28,000</b>
<b>Total Expenditures</b>	<b>749,478</b>	<b>802,531</b>	<b>800,241</b>	<b>806,601</b>

**City of Plantation  
Engineering  
001-5100**

**Foot Notes - 2013**

- 541-3101 Employment testing services**  
*Expenditures in this area cover testing for the hire of new employees for the Department.*
- 541-4001 Food and shelter**  
*Expenditures in this area are for hotel accommodations and per diem meal costs related to out-of-town seminars and meetings.*
- 541-4002 Transportation costs**  
*Expenditures in this area are related to travel for attending continuing education seminars and meetings at off-site locations.*
- 541-4101 Postage/shipping charges**  
*Expenditures in this area cover mailing of correspondence, drawings, Notices of Violations, etc.*
- 541-4102 Communications**  
*Expenditures in this area cover monthly local / long distance office phone service and staff cellular phone service (6 cellular telephones).*
- 541-4601 R/M-Equipment**  
*Expenditures in this area cover maintenance contract costs on existing office equipment and maintenance for equipment not under contract.*
- 541-4602 R/M-Tires**  
*Expenditures in this area cover tire replacement costs for department vehicles. Based upon the cost from the City Garage we will need to replace truck tires and car tires for \$700 in the FY 2013.*
- 541-4603 R/M-Vehicles**  
*Expenditures in this area cover repair and routine maintenance costs on four department vehicles.*
- 541-4606 R/M-Maintenance contract**  
*Additional per copy costs* 1,400  
*Office copier/printer/scanner lease* 3,300  
**4,700**
- 541-4701 Printing and binding**  
*To cover printing costs including reports and/or plans needed.*
- 541-4803 Advertising**  
*Expenditures in this area cover required public bid advertisements for capital projects, road closures and other matters requiring public advertisement. This includes necessary document recording fees paid to Broward County.*
- 541-5101 Supplies-Office**  
*Expenditures in this area cover annual costs for standard office supplies used by the dept.*
- 541-5201 Tools/Under threshold furn/equip**  
*Purchase of miscellaneous equipment and office furniture.*

**City of Plantation  
Engineering  
001-5100**

**Foot Notes - 2013**

<b>541-5202</b>	<b>Supplies/Materials-Expendable</b> <i>Expenditures in this area cover annual costs for purchase of toner, blueprint &amp; plotter paper, drafting supplies, surveying supplies and other supplies unique to the department.</i>	
<b>541-5203</b>	<b>Supplies-Fuel/Lubricants</b> <i>Expenditures in this area are for annual fuel and lubricant costs for three department vehicles. Estimate 1,100 gal for FY2012-13 @ \$3.40 gallon = \$3,740-\$3,750.</i>	
<b>541-5205</b>	<b>Supplies-Uniforms/Protective gear</b> <i>Expenditures in this area cover the cost of uniform and safety shoes, City of Plantation logo shirts for field staff.</i>	
<b>541-5403</b>	<b>Memberships/Schools</b> <i>Continuing Education Seminars and Courses</i>	150
	<i>Notary</i>	150
	<i>Renewal of Professional Engineering License</i>	400
		<u>700</u>
	<b>Salary Contingency</b>	
	<i>Annual Leave/Sick Leave</i>	7,685
	<i>Longevity Pay</i>	5,900
		<u>13,585</u>

**City of Plantation  
Stormwater Drainage  
001-5200**

	<b>Actual FY 2010</b>	<b>Actual FY 2011</b>	<b>Adopted FY 2012</b>	<b>Adopted FY 2013</b>
<b>Services:</b>				
538-3102 Consultants	39,200	38,135	16,000	16,000
538-3104 Drainage-Stormwater program	21,202	23,597	25,000	25,000
538-4001 Food and shelter	749	758	600	600
538-4002 Transportation costs	50	180	100	100
538-4606 R/M-Maintenance contract	24,131	48,403	28,000	28,188
<b>Total Services</b>	<b>85,332</b>	<b>111,073</b>	<b>69,700</b>	<b>69,888</b>
<b>Materials &amp; Supplies:</b>				
538-5304 Materials/Labor-Drainage system	2,953	1,348	20,000	20,000
538-5403 Memberships/Schools	935	2,169	3,500	3,500
<b>Total Materials &amp; Supplies</b>	<b>3,888</b>	<b>3,517</b>	<b>23,500</b>	<b>23,500</b>
<b>Total Expenditures</b>	<b>89,220</b>	<b>114,590</b>	<b>93,200</b>	<b>93,388</b>

**City of Plantation  
Stormwater Drainage  
001-5200**

**Foot Notes - 2013**

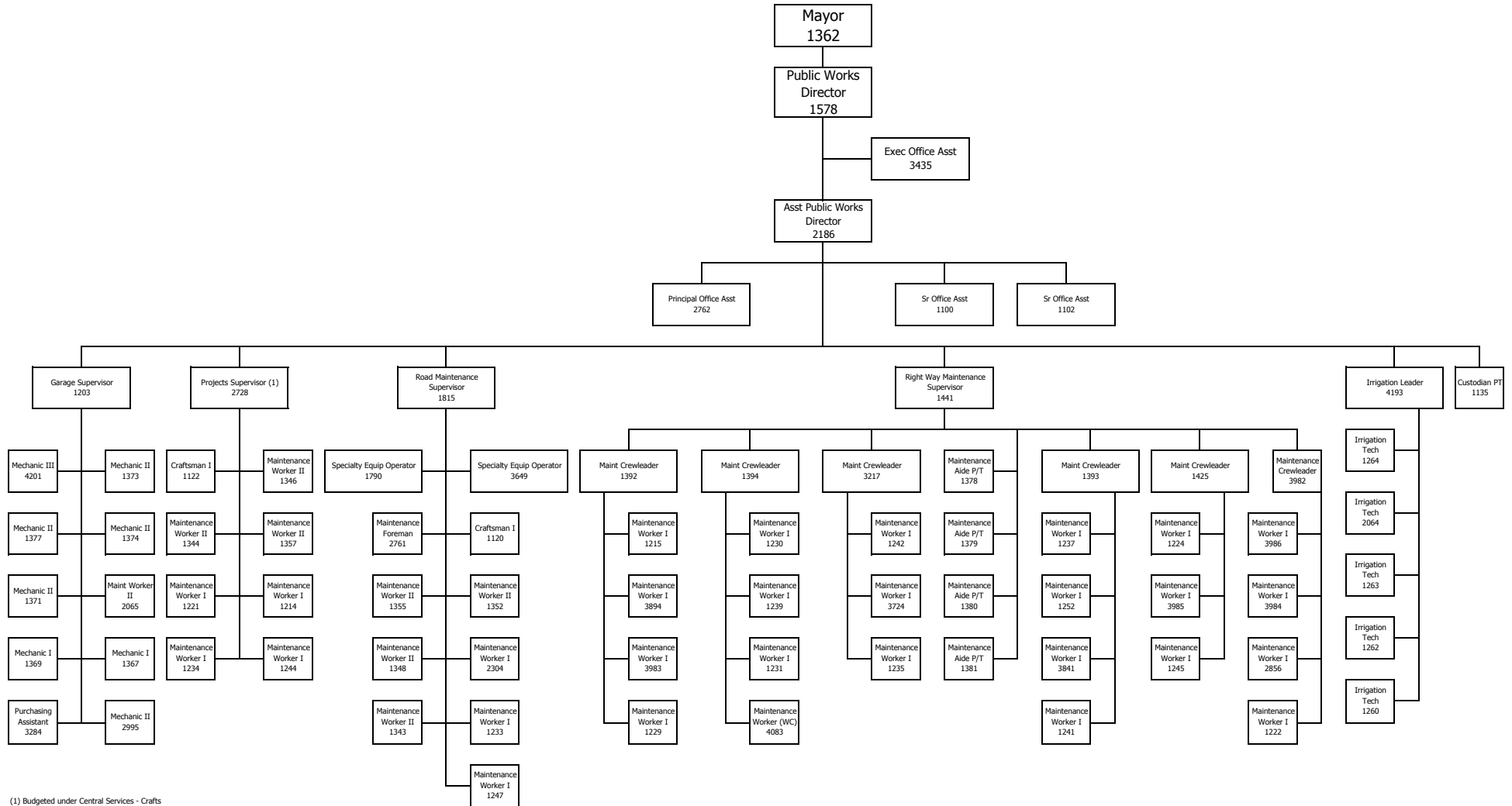
<b>538-3102</b>	<b>Consultants</b> <i>Consultants needed related to Stormwater management.</i>	
<b>538-3104</b>	<b>Stormwater program</b> <i>CRS Flood Protection Article in the Forum Newspaper</i> <i>CRS Flood Protection Article in City of Plantation Utility Bill</i> <i>CRS Program - New Activity Expenses</i> <i>NPDES Permit Broward County Fee D.N.R.P.</i> <i>Regulatory Program &amp; Surveillance Fee of the State of Florida</i> <i>Expenditures are for the National Pollution Discharge &amp; Elimination System (NPDES) annual fees to Broward County, Florida Association of Stormwater Utilities (FASU) annual fees for stormwater utility and annual costs for public service programs.</i>	1,950 1,650 500 17,900 3,000 <hr/> <b>25,000</b>
<b>538-4001</b>	<b>Food and shelter</b> <i>Expenditures in this area are for hotel accommodations and per diem meal costs related to out-of-town seminars and meetings.</i>	
<b>538-4002</b>	<b>Transportation costs</b> <i>Expenditures in this area are related to travel for attending continuing education seminars and meetings at off-site locations.</i>	
<b>538-4606</b>	<b>R/M-Maintenance contract</b> <i>Jacaranda Estates 12 @ \$250</i> <i>Lake Masters (Nob Hill Estates) 12 @ \$531 monthly</i> <i>Old Plantation Water Control District 12 @ \$1,568 monthly</i> <i>Cost for Old Plantation Water Control District for canal spraying &amp; weed control throughout the City; contract to spray Nob Hill Estates yearly.</i>	3,000 6,372 18,816 <hr/> <b>28,188</b>
<b>538-5304</b>	<b>Materials/Labor-Drainage system</b> <i>Chemicals for weed control in City's drainage canals. The annual waterway clean up and canal boat repairs.</i>	
<b>538-5403</b>	<b>Memberships/Schools</b> <i>Continuing Education/Expenses to maintain Floodplain License</i> <i>Membership in the Florida Stormwater Association</i> <i>National Assoc. of Floodplain Manager's Lic Renewal</i> <i>Recertification of annual license for Public Works Aquatic</i>	2,000 1,100 300 100 <hr/> <b>3,500</b>



City of Plantation

Public Works

001-5500



(1) Budgeted under Central Services - Crafts

**City of Plantation  
Public Works  
001-5500**

**Staffing Levels**

	FY 2011	FY 2012	FY 2013
Public Works Director	1	1	1
Assistant Public Works Director	1	1	1
Garage Supervisor	1	1	1
Right of Way Mtc Supervisor	1	1	1
272-ROAD Maintenance Supervisor	1	1	1
Craftsman II	1	0	0
Mechanic III	0	1	1
Mechanic II	6	5	5
Irrigation Leader	0	1	1
Executive Office Assistant	1	1	1
Purchasing Assistant	1	1	1
Specialty Equipment Operator	2	2	2
Mechanic I	2	2	2
Craftsman I	2	2	2
Irrigation Technician	5	5	5
Maintenance Foreman	1	1	1
Principal Office Assistant	1	1	1
Maintenance Crewleader	6	6	6
Senior Office Assistant	2	2	2
Maintenance Worker II	8	8	8
Maintenance Worker I	28	28	28
Custodian - P/T	1	1	1
Maintenance Worker (Will Call)	1	1	1
Maintenance Aide - P/T	0	4	4
<b>Total Budgeted Positions</b>	<b>73</b>	<b>77</b>	<b>77</b>

**Budget Summary**

	Actual FY 2011	Budget FY 2012	Adopted FY 2013
<u>Expenditures</u>			
Personal Services	4,254,729	3,895,614	4,462,184
Operating Expenditures	270,028	289,477	314,478
Capital Outlay	-	23,500	103,502
<b>Expenditures Totals</b>	<b>4,524,757</b>	<b>4,208,591</b>	<b>4,880,164</b>

**City of Plantation  
Public Works  
001-5500**

	Actual FY 2010	Actual FY 2011	Adopted FY 2012	Adopted FY 2013
<b>Salaries and Wages:</b>				
539-1201 Payroll-Pension Qualified	2,702,099	2,689,081	2,694,984	2,624,058
539-1301 Payroll-Non-Pension Qualified	159,762	180,174	188,078	150,390
539-1401 Payroll-Overtime	1,280	450	500	1,500
539-1699 Payroll-Allocation	(440,448)	(440,450)	(840,000)	(440,450)
<b>Total Salaries and Wages</b>	<b>2,422,693</b>	<b>2,429,255</b>	<b>2,043,561</b>	<b>2,335,498</b>
<b>Employee Benefits:</b>				
539-2199 FICA	215,916	216,602	219,865	211,718
539-2299 Retirement-Required Employer Contribution	349,087	385,807	372,473	469,596
539-2308 Life Insurance Benefit	6,023	6,535	4,999	5,081
539-2313 Long Term Disability Benefit	9,446	8,204	8,843	8,785
539-2399 Health Benefits	986,677	1,137,654	1,059,635	1,252,349
539-2499 Worker's Compensation	51,206	70,673	186,236	179,157
<b>Total Employee Benefits</b>	<b>1,618,354</b>	<b>1,825,474</b>	<b>1,852,053</b>	<b>2,126,686</b>
<b>Services:</b>				
539-3101 Employment testing services	927	798	1,000	1,000
539-3199 Legal-Allocation			200	200
539-4001 Food and shelter	1,311	1,329	1,200	1,200
539-4002 Transportation costs	332	446	500	750
539-4101 Postage/shipping charges	360	278	500	500
539-4102 Communications	5,274	5,607	6,500	6,500
539-4301 Electricity	69,874	66,616	72,800	75,400
539-4303 Water/wastewater	39,781	41,343	39,500	43,600
539-4304 Waste disposal	695	389	1,800	1,500
539-4601 R/M-Equipment	18,505	18,417	20,000	20,000
539-4602 R/M-Tires	7,597	8,990	10,000	12,000
539-4603 R/M-Vehicles	9,608	9,481	15,000	15,000
539-4604 R/M-Grounds	21,859	14,386	22,500	28,500
539-4605 R/M-Structures	8,687	4,925	5,000	5,000
539-4606 R/M-Maintenance contract	5,015	3,812	6,327	6,328
539-4628 Environmental renewal	153	615	550	1,200
539-4701 Printing and binding	240	50	350	350
539-4803 Advertising	227	200	200	200
539-4903 Drainage taxes	1,783	2,043	2,000	2,100
<b>Total Services</b>	<b>192,225</b>	<b>179,724</b>	<b>205,927</b>	<b>221,328</b>
<b>Materials &amp; Supplies:</b>				
539-5101 Supplies-Office	1,513	1,236	1,750	1,750
539-5202 Supplies/Materials-Expendable	8,300	6,264	9,000	9,000
539-5203 Supplies-Fuel	62,770	74,022	63,000	66,000
539-5204 Supplies-Janitorial	2,659	2,145	2,700	2,700
539-5205 Supplies-Uniforms/Protective gear	6,646	5,936	6,500	13,100
539-5403 Memberships/Schools	611	700	600	600
<b>Total Materials &amp; Supplies</b>	<b>82,499</b>	<b>90,304</b>	<b>83,550</b>	<b>93,150</b>

**City of Plantation  
Public Works  
001-5500**

	Actual FY 2010	Actual FY 2011	Adopted FY 2012	Adopted FY 2013
<b>Capital:</b>				
539-6401 Machinery and Equipment			23,500	103,502
<b>Total Capital</b>			23,500	103,502
<b>Total Expenditures</b>	4,315,771	4,524,757	4,208,591	4,880,164

**City of Plantation  
Public Works  
001-5500**

**Foot Notes - 2013**

<b>539-3101</b>	<b>Employment testing services</b> <i>Criminal history, driver's license verification and mandatory CDL license drug and alcohol testing (15).</i>	
<b>539-4001</b>	<b>Food and shelter</b> <i>Hotel accommodations and per diem meal costs to attend out-of-town and local seminars. Attend APWA Convention and Governor's Hurricane Conference.</i>	
<b>539-4002</b>	<b>Transportation costs</b> <i>Expenditures for Administrative staff to attend State American Public Works Association meetings. Also includes required classes for recertification of certain staff personnel.</i>	
<b>539-4101</b>	<b>Postage/shipping charges</b> <i>This represents the cost of mailing correspondence requiring certified receipts, such as: notices to residents pertaining to various types of code violations.</i>	
<b>539-4102</b>	<b>Communications</b> <i>The cost of local telephone service and long distance calls for the department. Also includes cellular telephones and two-way radio communication equipment.</i>	
<b>539-4304</b>	<b>Waste disposal</b> <i>Dump fees for the trash compacting unit located at Public Works. Also includes the proper disposal of illegally dumped items and materials throughout the City. The disposal of used tires.</i>	
<b>539-4601</b>	<b>R/M-Equipment</b> <i>Cost to repair office equipment. Repairs to riding mowers, walk-behind mowers, compressors, hedge trimmers, weed eaters, chainsaws, generators, trailers, trash and fuel pumps, welding equipment and trash compactor.</i>	
<b>539-4602</b>	<b>R/M-Tires</b> <i>Tire replacements and repairs for Public Works vehicles. Also includes mowers, trailers, and tow-behind equipment tires.</i>	
<b>539-4603</b>	<b>R/M-Vehicles</b> <i>Repairs to all automobiles, vans, light and heavy trucks. Also includes all body work and painting due to accidents or age.</i>	
<b>539-4604</b>	<b>R/M-Grounds</b> <i>The cost of pressure cleaning, painting, sod replacement, weed control, fertilizing, pest control and all shrubs and flower plantings. The maintenance of 130 irrigation pump stations. All entrance feature walls and columns (68).</i>	
<b>539-4605</b>	<b>R/M-Structures</b> <i>All repairs and maintenance of the five buildings located on the Public Works Campus.</i>	
<b>539-4606</b>	<b>R/M-Maintenance contract</b>	
	<i>Communication Contract</i>	997
	<i>Copier lease</i>	1,926
	<i>Copier Maintenance Contract</i>	1,185
	<i>Fire Extinguishers Contract</i>	300
	<i>Removal of waste material from garage(used oil &amp; filters, parts cleaner, coolant</i>	1,920
		<u>6,328</u>

**City of Plantation  
Public Works  
001-5500**

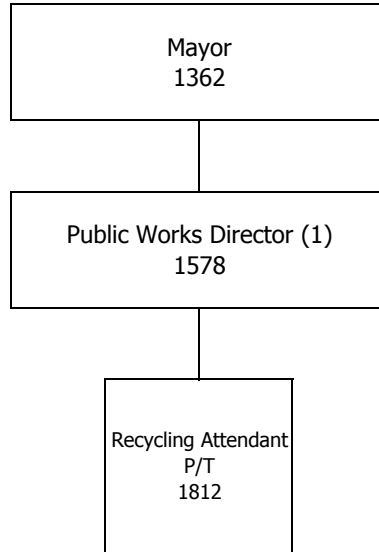
**Foot Notes - 2013**

- 539-4628 Environmental renewal**  
*Environmental permits for City Garage. Environmental permits for gasoline and diesel fuel tanks. For hazardous waste transport licenses. Annual Vehicle/Mower Repair Facility License and Resource Recovery and Management License.*
- 539-4701 Printing and binding**  
*Garage work order forms, daily work order request forms, informational door hangers, business cards and daily activity reports.*
- 539-4803 Advertising**  
*Advertising costs for contractual work and for job postings.*
- 539-4903 Drainage taxes**  
*Payment of taxes to Plantation Acres Improvement District for drainage maintenance.*
- 539-5101 Supplies-Office**  
*For office supplies; copy paper (3 sizes) and printer cartridges.*
- 539-5202 Supplies/Materials-Expendable**  
*Hand tools, weed eaters, edgers, backpack sprayers, hedge trimmers, hand held equipment. First aid kits and supplies. Nuts, bolts, brake cleaner, screws, light bulbs, marking paint, water coolers, drill bits, padlocks. Coffee, tea, sugar and creamer.*
- 539-5203 Supplies-Fuel/Lubricants**  
*Gasoline, diesel fuel, brake fluid, grease, motor oil, transmission fluid, 2-cycle oil and propane.*
- 539-5204 Supplies-Janitorial**  
*Janitorial supplies for the sanitary maintenance of all Public Work's Buildings.*
- 539-5205 Supplies-Uniforms/Protective gear**  
*The purchase and replacement of uniform hats, shirts, pants, safety glasses, safety shoes, rain gear, back support belts, work gloves, rubber boots and ear protection. FDOT required safety vests for all employees working in road right-of-ways.*
- 539-5403 Memberships/Schools**  
*American Public Works Association Memberships for Director & Assistant Director. Educational seminars for office and field staff.*

**Salary Contingency**  
*Annual Leave/Sick Leave*  
*Longevity Pay*

	40,279
	56,300
	<b>96,579</b>

**City of Plantation**  
**Resource Recovery**  
**001-5600**



(1) Budgeted under Public Works

**City of Plantation  
Resource Recovery  
001-5600**

**Staffing Levels**

	FY 2011	FY 2012	FY 2013
Recycling Attendant P/T	1	1	1
<b>Total Budgeted Positions</b>	<b>1</b>	<b>1</b>	<b>1</b>

**Budget Summary**

	Actual FY 2011	Budget FY 2012	Adopted FY 2013
<u>Expenditures</u>			
Personal Services	8,073	8,640	8,600
Operating Expenditures	1,844,288	1,852,982	1,965,380
Capital Outlay	-	-	-
<b>Expenditures Totals</b>	<b>1,852,361</b>	<b>1,861,622</b>	<b>1,973,980</b>



**City of Plantation  
Resource Recovery  
001-5600**

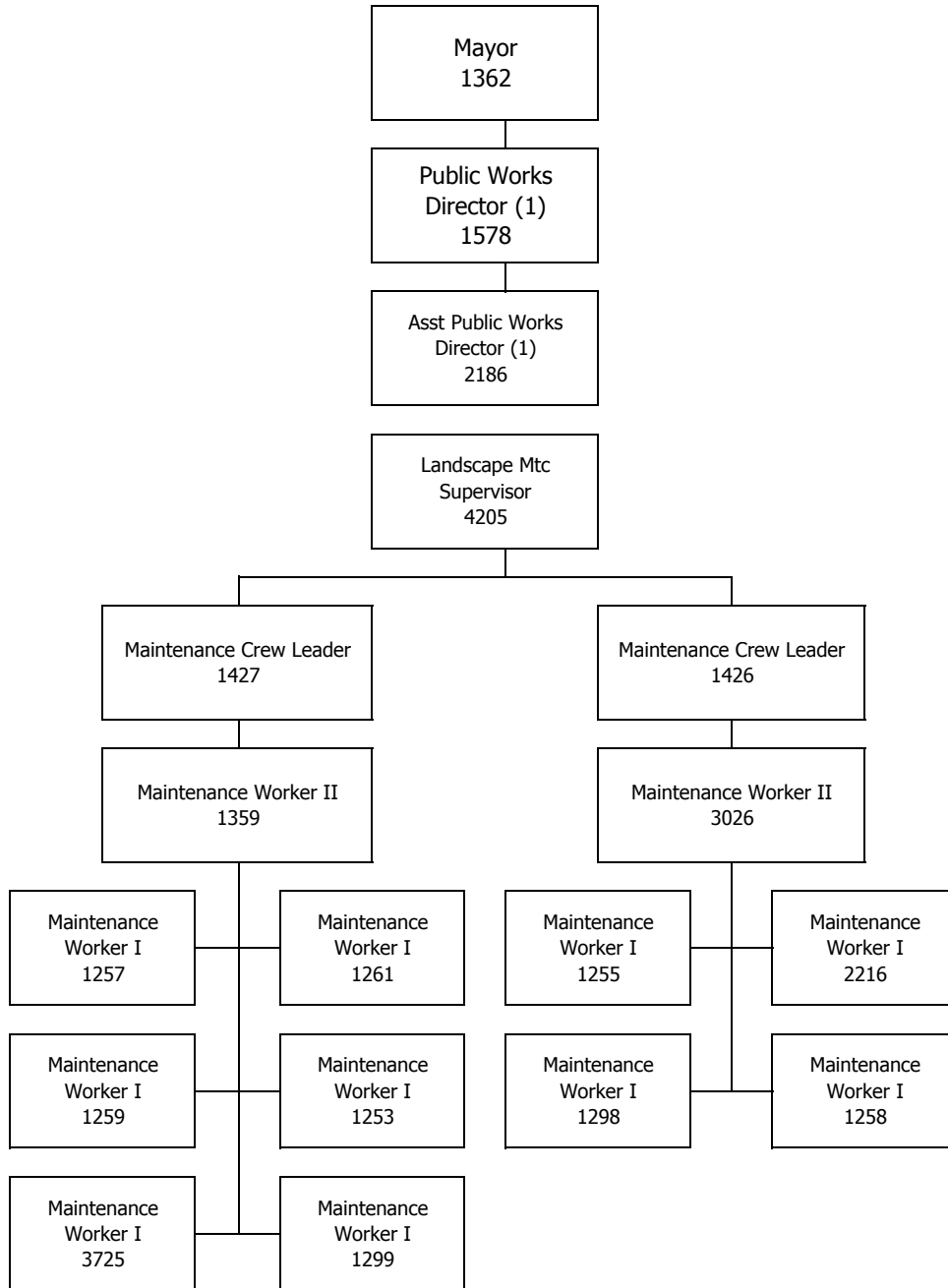
	<b>Actual FY 2010</b>	<b>Actual FY 2011</b>	<b>Adopted FY 2012</b>	<b>Adopted FY 2013</b>
<b>Salaries and Wages:</b>				
534-1301 Payroll-Non-Pension Qualified	7,433	7,408	7,808	7,970
534-1401 Payroll-Overtime	95		200	
<b>Total Salaries and Wages</b>	<b>7,527</b>	<b>7,408</b>	<b>8,008</b>	<b>7,970</b>
<b>Employee Benefits:</b>				
534-2199 FICA	580	571	612	610
534-2499 Worker's Compensation	8	95	20	20
<b>Total Employee Benefits</b>	<b>587</b>	<b>665</b>	<b>632</b>	<b>630</b>
<b>Services:</b>				
534-3199 Legal-Allocation	315		100	100
534-4301 Electricity	120	116	130	130
534-4304 Waste disposal		1,324,500	1,326,000	1,400,000
534-4306 Outside collection services	515,885	511,213	511,602	550,000
534-4601 R/M-Equipment	8,897	2,330	7,500	7,500
<b>Total Services</b>	<b>525,217</b>	<b>1,838,158</b>	<b>1,845,332</b>	<b>1,957,730</b>
<b>Materials &amp; Supplies:</b>				
534-5202 Supplies/Materials-Expendable	184	142	350	350
534-5203 Supplies-Fuel	4,779	5,988	7,300	7,300
<b>Total Materials &amp; Supplies</b>	<b>4,962</b>	<b>6,130</b>	<b>7,650</b>	<b>7,650</b>
<b>Total Expenditures</b>	<b>538,293</b>	<b>1,852,361</b>	<b>1,861,622</b>	<b>1,973,980</b>

**City of Plantation  
Resource Recovery  
001-5600**

**Foot Notes - 2013**

- 534-4304 Waste disposal**  
*Residential garbage collection by Waste Management.*
- 534-4306 Outside collection services**  
*Cost of recycling to single family and multi-family homes and the Public Works Compound. Offsetting revenue in Fees - Recycled Material Pick up. Single stream recycling program.*
- 534-4601 R/M-Equipment**  
*Repairs to horizontal chipper. Grinding teeth replacement 3 times a year @ \$2000 a set. Bearing and belt replacement 3 times a year. Normal scheduled maintenance (coolant, grease, oil and filters).*
- 534-5202 Supplies/Materials-Expendable**  
*Normal supplies and materials used to maintain attendant's building. Fire suppression equipment required by fire code.*
- 534-5203 Supplies-Fuel/Lubricants**  
*Fuel and lubricants for horizontal grinder located at Horticultural Recycling Center.*

**City of Plantation**  
**Landscaping**  
**001-5900**



(1) Budgeted under Public Works

**City of Plantation  
Landscaping  
001-5900**

**Staffing Levels**

	FY 2011	FY 2012	FY 2013
Landscape Director	1	0	0
Maintenance Supervisor	1	0	0
Associate Landscape Architect	1	0	0
Executive Secretary	1	0	0
Urban Forester	1	0	0
Urban Forestry Program Coordinator	1	0	0
Landscape Mtc Supervisor	0	1	1
Maintenance Crewleader	2	2	2
Maintenance Worker II	2	2	2
Maintenance Worker I	10	10	10
Landscape Administrator/Insp - P/T	1	0	0
Maintenance Aide - P/T	1	1	0
<b>Total Budgeted Positions</b>	<b>22</b>	<b>16</b>	<b>15</b>

**Budget Summary**

	Actual FY 2011	Budget FY 2012	Adopted FY 2013
<u>Expenditures</u>			
Personal Services	1,266,905	916,190	976,521
Operating Expenditures	108,023	114,900	121,057
Capital Outlay	46,070	-	-
<b>Expenditures Totals</b>	<b>1,420,998</b>	<b>1,031,090</b>	<b>1,097,578</b>

**City of Plantation  
Landscaping  
001-5900**

	<b>Actual FY 2010</b>	<b>Actual FY 2011</b>	<b>Adopted FY 2012</b>	<b>Adopted FY 2013</b>
<b>Salaries and Wages:</b>				
539-1201 Payroll-Pension Qualified	747,723	658,957	487,399	472,824
539-1301 Payroll-Non-Pension Qualified	39,218	45,887	18,551	16,992
539-1401 Payroll-Overtime	400	403		
<b>Total Salaries and Wages</b>	<b>787,341</b>	<b>705,247</b>	<b>505,950</b>	<b>489,817</b>
<b>Employee Benefits:</b>				
539-2199 FICA	59,367	53,283	38,705	37,471
539-2299 Retirement-Required Employer Contribution	96,630	116,873	74,886	99,965
539-2308 Life Insurance Benefit	2,192	1,880	1,093	983
539-2313 Long Term Disability Benefit	3,438	2,360	1,813	1,626
539-2399 Health Benefits	356,074	374,358	259,164	312,363
539-2499 Worker's Compensation	9,475	12,904	34,579	34,297
<b>Total Employee Benefits</b>	<b>527,176</b>	<b>561,658</b>	<b>410,240</b>	<b>486,704</b>
<b>Services:</b>				
539-3101 Employment testing services	393	329	400	400
539-3199 Legal-Allocation			400	200
539-4001 Food and shelter	10	440.7	200	200
539-4002 Transportation costs	113	61	250	250
539-4101 Postage/shipping charges	602	362	750	750
539-4102 Communications	2,158	2,486	2,500	2,500
539-4304 Waste disposal	113			500
539-4601 R/M-Equipment	7,401	6,981	7,000	7,500
539-4602 R/M-Tires	2,829	3,702	3,000	4,000
539-4603 R/M-Vehicles	13,215	7,892	10,000	10,000
539-4604 R/M-Grounds	49,074	34,114	45,000	45,000
539-4606 R/M-Maintenance contract	727	425.72		
539-4701 Printing and binding	589	1,398	500	500
539-4801 Special events	3,070	1,489	1,500	1,500
539-4803 Advertising	549		300	257
<b>Total Services</b>	<b>80,844</b>	<b>59,680</b>	<b>71,800</b>	<b>73,557</b>
<b>Materials &amp; Supplies:</b>				
539-5101 Supplies-Office	685	957	1,000	1,000
539-5201 Tools/Under threshold furn/equip	1,909	4,079	4,000	4,000
539-5202 Supplies/Materials-Expendable	8,343	2,365	3,100	3,100
539-5203 Supplies-Fuel	31,051	38,146	32,000	34,000
539-5205 Supplies-Uniforms/Protective gear	1,795	1,681	1,500	3,900
539-5403 Memberships/Schools	2,107	1,115	1,500	1,500
<b>Total Materials &amp; Supplies</b>	<b>45,891</b>	<b>48,343</b>	<b>43,100</b>	<b>47,500</b>
<b>Capital:</b>				
539-6302 Capital Outlay: Improvements	38,117	46,070		
<b>Total Capital</b>	<b>38,117</b>	<b>46,070</b>		
<b>Total Expenditures</b>	<b>1,479,369</b>	<b>1,420,998</b>	<b>1,031,090</b>	<b>1,097,578</b>

**City of Plantation  
Landscaping  
001-5900**

**Foot Notes - 2013**

<b>539-4102</b>	<b>Communications</b> <i>5 cell phones and phone lines.</i>	
<b>539-4604</b>	<b>R/M-Grounds</b> <i>Annuals, stump removal, plants, sod</i>	18,500
	<i>Landscape Various City sites</i>	16,500
	<i>Street Tree Program</i>	<u>10,000</u>
		<u><b>45,000</b></u>
<b>539-5201</b>	<b>Tools/Under threshold furn/equip</b> <i>Pruners, chain saws, weed eaters, and other small equipment.</i>	
<b>539-5202</b>	<b>Supplies/Materials-Expendable</b> <i>Fertilizer, pesticides, compost, etc.</i>	
<b>539-5205</b>	<b>Supplies - Uniforms/Protective Gear</b> <i>Uniforms and safety shoes</i>	
<b>539-5403</b>	<b>Memberships/Schools</b> <i>Broward Tree Trimmers License</i>	250
	<i>Educational Seminars</i>	1,000
	<i>International Society of Arboriculture</i>	100
	<i>ISA</i>	100
	<i>Landscape Inspectors Association</i>	<u>50</u>
		<u><b>1,500</b></u>
	<b>Salary Contingency</b> <i>Annual Leave/Sick Leave</i>	6,892
	<i>Longevity Pay</i>	<u>10,100</u>
		<u><b>16,992</b></u>

# CITY OF PLANTATION

---

---

## Recreational & Cultural Services Departments

---

---

Library

Historical Museum

Parks & Recreation

Central Park Tennis

Central Park Aquatics Facility

Central Park Equestrian Facility

Monika Knapp, Director

Plantation Historical Society

James Romano, Director

James Romano, Director

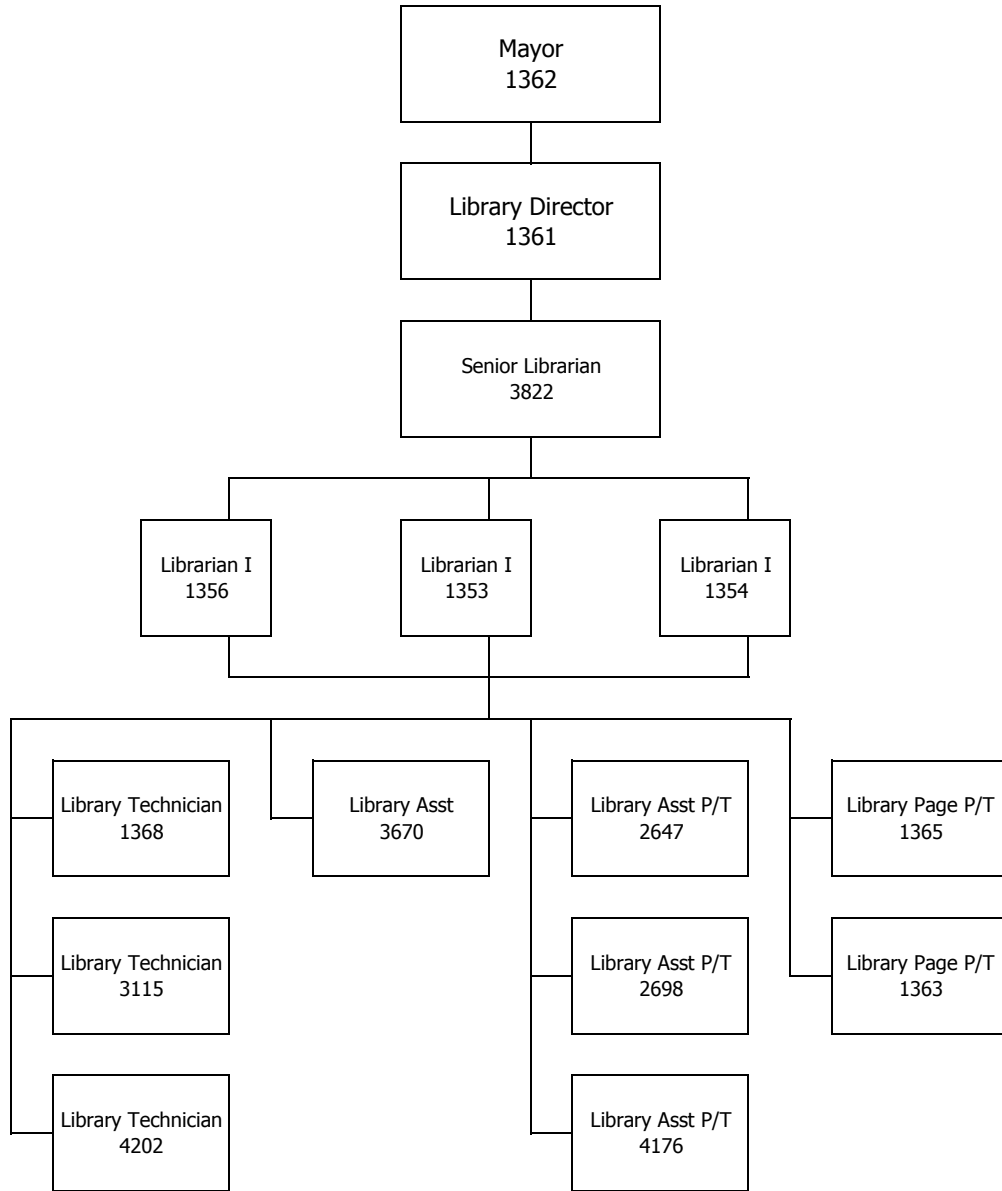
James Romano, Director

James Romano, Director

---

---

**City of Plantation**  
**Helen B. Hoffman Plantation Library**  
**001-7100**





**City of Plantation  
Library  
001-7100**

**Staffing Levels**

	FY 2011	FY 2012	FY 2013
Library Director	1	1	1
Senior Librarian	1	1	1
Librarian I	3	3	3
Assistant Children's Librarian	1	0	0
Library Technician	2	3	3
Library Assistant	1	1	1
Library Assistant - P/T	3	3	3
Library Page - P/T	2	2	2
<b>Total Budgeted Positions</b>	<b>14</b>	<b>14</b>	<b>14</b>

**Budget Summary**

	Actual FY 2011	Budget FY 2012	Adopted FY 2013
<u>Expenditures</u>			
Personal Services	677,579	672,206	718,983
Operating Expenditures	59,079	59,075	55,650
Capital Outlay	27,709	30,000	23,000
<b>Expenditures Totals</b>	<b>764,367</b>	<b>761,281</b>	<b>797,633</b>

**City of Plantation  
Library  
001-7100**

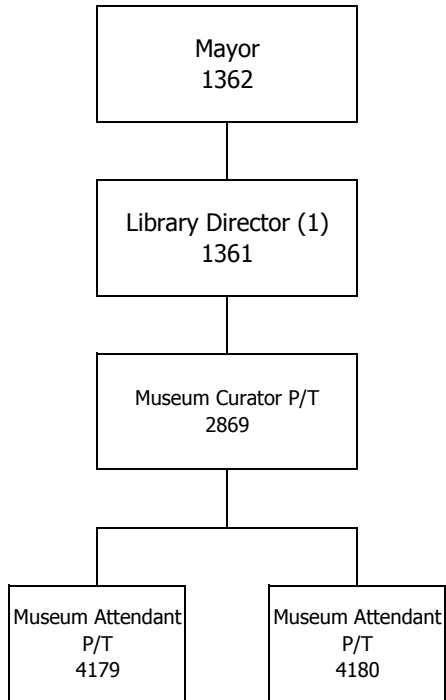
	<b>Actual FY 2010</b>	<b>Actual FY 2011</b>	<b>Adopted FY 2012</b>	<b>Adopted FY 2013</b>
<b>Salaries and Wages:</b>				
571-1201 Pension Qualified	427,647	393,754	391,315	387,095
571-1301 Payroll-Non-Pension Qualified	52,846	53,398	62,261	63,364
571-1401 Payroll-Overtime	47	86		
<b>Total Salaries and Wages</b>	<b>480,540</b>	<b>447,238</b>	<b>453,576</b>	<b>450,459</b>
<b>Employee Benefits:</b>				
571-2199 FICA	36,531	33,943	34,698	34,460
571-2299 Retirement-Required Employer Contribution	55,277	62,835	64,633	81,840
571-2308 Life Insurance Benefit	800	1,062	763	763
571-2313 Long Term Disability Benefit	1,254	1,349	1,329	1,331
571-2399 Health Benefits	129,570	129,029	115,652	148,568
571-2499 Worker's Compensation	1,568	2,123	1,555	1,563
<b>Total Employee Benefits</b>	<b>224,999</b>	<b>230,340</b>	<b>218,630</b>	<b>268,524</b>
<b>Services:</b>				
571-3101 Employment testing services	120	143	150	150
571-4002 Transportation costs	160	119	200	200
571-4101 Postage/shipping charges	1,343	998	1,000	1,000
571-4102 Communications	1,903	1,466	2,000	2,500
571-4301 Electricity	28,160	27,825	28,900	29,700
571-4303 Water/wastewater	2,137	2,428	2,200	2,500
571-4601 R/M-Equipment		238		
571-4604 R/M-Grounds	426	921	1,000	1,000
571-4605 R/M-Structures	10,002	3,219	2,000	2,000
571-4606 R/M-Maintenance contract	727	837	1,500	1,500
571-4701 Printing and binding	230	100	200	200
<b>Total Services</b>	<b>45,207</b>	<b>38,295</b>	<b>39,150</b>	<b>40,750</b>
<b>Materials &amp; Supplies:</b>				
571-5101 Supplies-Office	2,607	2,169	2,000	2,000
571-5201 Tools/Under threshold furn/equip	108	16		
571-5202 Supplies/Materials-Expendable	3,938	3,115	3,025	3,000
571-5204 Supplies-Janitorial	1,876	1,734	1,800	1,800
571-5402 Publications/Subscriptions	15,374	13,750	13,100	8,100
<b>Total Materials &amp; Supplies</b>	<b>23,903</b>	<b>20,785</b>	<b>19,925</b>	<b>14,900</b>
<b>Capital:</b>				
571-6401 Capital Outlay: Machinery and Equipment	4,500			8,000
571-6601 Capital Outlay: Books-General Collections	26,103	20,513	30,000	15,000
571-6603 Capital Outlay: Books-Reference	5,182	6931		
571-6605 Capital Outlay: Audio Aids	399	265		
<b>Total Capital</b>	<b>36,184</b>	<b>27,709</b>	<b>30,000</b>	<b>23,000</b>
<b>Total Expenditures</b>	<b>810,833</b>	<b>764,367</b>	<b>761,281</b>	<b>797,633</b>

**City of Plantation  
Library  
001-7100**

**Foot Notes - 2013**

<b>571-4101</b>	<b>Postage/shipping charges</b> <i>Postage includes cost of mailing overdue and reserve notices to patrons.</i>	
<b>571-4606</b>	<b>R/M-Maintenance contract</b> <i>Burglar alarm, fire alarm, fire extinguishers, air conditioning.</i>	
<b>571-4701</b>	<b>Printing and binding</b> <i>Printing bookmarks, brochures, publicity. Rebinding of damaged books.</i>	
<b>571-5202</b>	<b>Supplies/Materials-Expendable</b> <i>Library Supplies</i>	
<b>571-5402</b>	<b>Publications/Subscriptions</b>	
	<i>Mandarin</i>	800
	<i>MARC Wizard</i>	400
	<i>Morningstar</i>	1,000
	<i>Print Subscriptions</i>	4,000
	<i>Standard &amp; Poor's</i>	1,000
	<i>Valuline</i>	900
		<u>8,100</u>
	<b>Salary Contingency</b>	
	<i>Annual Leave/Sick Leave</i>	4,953
	<i>Auto Allowance</i>	1,800
	<i>Longevity Pay</i>	7,150
	<i>Shift Differential</i>	1,082
		<u>14,985</u>

**City of Plantation  
Historical Museum  
001-7300**



(1) Budgeted under Library

**City of Plantation  
Historical Museum  
001-7300**

**Staffing Levels**

	FY 2011	FY 2012	FY 2013
Curator - P/T	1	1	1
Museum Assistant - P/T	2	2	2
<b>Total Budgeted Positions</b>	<b>3</b>	<b>3</b>	<b>3</b>

**Budget Summary**

	Actual FY 2011	Budget FY 2012	Adopted FY 2013
<u>Expenditures</u>			
Personal Services	49,417	49,753	50,457
Operating Expenditures	15,183	15,000	16,150
Capital Outlay	-	-	-
<b>Expenditures Totals</b>	<b>64,599</b>	<b>64,753</b>	<b>66,607</b>

**City of Plantation  
Historical Museum  
001-7300**

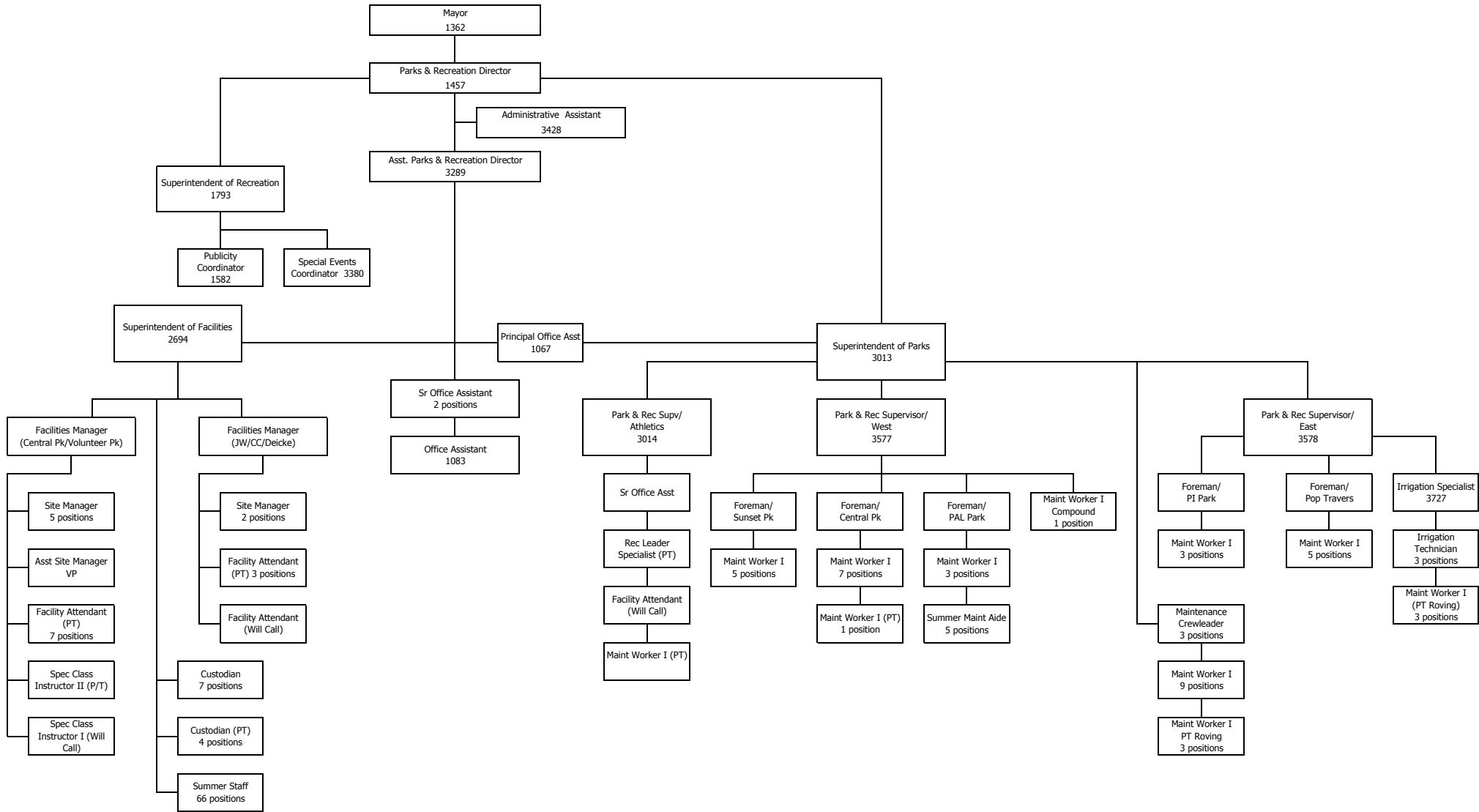
	Actual FY 2010	Actual FY 2011	Adopted FY 2012	Adopted FY 2013
<b>Salaries and Wages:</b>				
573-1301 Payroll-Non-Pension Qualified	43,535	45,713	46,110	46,763
<b>Total Salaries and Wages</b>	<b>43,535</b>	<b>45,713</b>	<b>46,110</b>	<b>46,763</b>
<b>Employee Benefits:</b>				
573-2199 FICA	3,342	3,508	3,527	3,577
573-2499 Worker's Compensation	88	196	115	117
<b>Total Employee Benefits</b>	<b>3,430</b>	<b>3,704</b>	<b>3,643</b>	<b>3,694</b>
<b>Services:</b>				
573-3101 Employment testing services	65		100	100
573-4102 Communications	1,221	1,632	1,500	1,600
573-4301 Electricity	8,139	8,985	8,300	9,600
573-4303 Water/wastewater	882	1,017	950	1,050
573-4604 R/M-Grounds	288	441	800	800
573-4605 R/M-Structures	1,562	1,003	1,000	1,000
573-4606 R/M-Maintenance contract	722	767	800	800
573-4701 Printing and binding	475		150	
<b>Total Services</b>	<b>13,355</b>	<b>13,845</b>	<b>13,600</b>	<b>14,950</b>
<b>Materials &amp; Supplies:</b>				
573-5101 Supplies-Office	654	550	600	400
573-5204 Supplies-Janitorial	767	788	800	800
<b>Total Materials &amp; Supplies</b>	<b>1,422</b>	<b>1,338</b>	<b>1,400</b>	<b>1,200</b>
<b>Total Expenditures</b>	<b>61,742</b>	<b>64,600</b>	<b>64,753</b>	<b>66,607</b>

**City of Plantation  
Historical Museum  
001-7300**

**Foot Notes - 2013**

- 573-4102**     **Communications**  
*Phone \$50.00/month; Comcast \$1,000/year.*
- 573-4605**     **R/M-Structures**  
*Includes light bulbs.*
- 573-4606**     **R/M-Maintenance contract**  
*Burglar alarm; renewal of Past Perfect software.*

**City of Plantation  
Parks & Recreation  
001-7500**





**City of Plantation  
Parks and Recreation  
001-7500**

**Staffing Levels**

	FY 2011	FY 2012	FY 2013
Parks & Recreation Director	1	1	1
Asst Parks & Recreation Director	1	1	1
Superintendent of Parks	1	1	1
Superintendent of Recreation	1	1	1
Superintendent of Facilities	1	1	1
Parks & Rec Supv/Athletics	1	1	1
Parks & Rec Supv/Parks Mtc	2	2	2
Administrative Assistant	1	1	1
Facilities Manager	2	2	2
Irrigation Specialist	1	1	1
Site Manager	8	8	8
Irrigation Technician	3	3	3
Maintenance Foreman	5	5	5
Special Events Coordinator	1	1	1
Principal Office Assistant	2	1	1
Maintenance Crewleader	3	3	3
Publicity Coordinator	1	1	1
Asst Site Manager	2	2	1
Senior Office Assistant	3	3	3
Maintenance Worker I	36	33	33
Office Assistant	1	1	1
Custodian	9	9	9
Special Class Instructor II - P/T	1	1	1
Program Supervisor (Summer)	0	5	5
Special Class Instructor (Will Call)	1	1	1
Custodian - P/T	4	4	4
Maintenance Worker I - P/T	6	8	8
Recreation Leader Specialist - P/T	1	1	1
Maintenance Aide - P/T	8	10	5
Asst Program Supervisor (Summer)	0	5	5
Facilities Attendant - P/T	12	12	12
Recreation Specialist (Summer)	0	3	3
Facility Attendant (Will Call)	2	2	2
Counselor (Summer)	0	38	38
Junior Counselor (Summer)	0	15	15
<b>Total Budgeted Positions</b>	<b>121</b>	<b>187</b>	<b>181</b>

**City of Plantation  
Parks and Recreation  
001-7500**

**Budget Summary**

	Actual FY 2011	Budget FY 2012	Adopted FY 2013
<u>Expenditures</u>			
Personal Services	5,725,405	5,631,900	5,851,488
Operating Expenditures	2,097,104	1,980,148	1,991,658
Capital Outlay	57,893	26,000	181,000
<b>Expenditures Totals</b>	<b>7,880,402</b>	<b>7,638,048</b>	<b>8,024,146</b>

**City of Plantation  
Parks and Recreation  
001-7500**

	Actual FY 2010	Actual FY 2011	Adopted FY 2012	Adopted FY 2013
<b>Salaries and Wages:</b>				
572-1201 Payroll-Pension Qualified	3,128,930	3,129,694	3,035,613	2,983,582
572-1301 Payroll-Non-Pension Qualified	335,350	544,339	663,216	708,196
572-1401 Payroll-Overtime	54,393	54,433	60,000	60,000
<b>Total Salaries and Wages</b>	<b>3,518,673</b>	<b>3,728,467</b>	<b>3,758,829</b>	<b>3,751,778</b>
<b>Employee Benefits:</b>				
572-2199 FICA	265,376	281,030	286,836	286,381
572-2299 Retirement-Required Employer Contribution	404,282	478,803	460,570	513,193
572-2308 Life Insurance Benefit	6,390	7,842	6,063	5,858
572-2313 Long Term Disability Benefit	10,021	9,976	10,700	10,359
572-2399 Health Benefits	1,042,879	1,152,843	999,203	1,174,322
572-2499 Worker's Compensation	60,074	66,446	109,698	109,597
<b>Total Employee Benefits</b>	<b>1,789,022</b>	<b>1,996,938</b>	<b>1,873,071</b>	<b>2,099,710</b>
<b>Services:</b>				
572-3101 Employment testing services	2,327	1,412	3,248	1,925
572-3107 Outside instructors	77,979	114,389	83,700	83,700
572-3199 Legal-Allocation	665	421	2,500	2,500
572-3401 Bank service fees	10,699	16,206	12,000	18,000
572-4001 Food and shelter	2,167	1,066	2,000	2,000
572-4002 Transportation costs	472	201	1,000	1,000
572-4101 Postage/shipping charges	12,218	18,470	2,000	2,000
572-4102 Communications	19,539	18,917	22,000	22,168
572-4301 Electricity	507,492	542,741	578,100	581,100
572-4303 Water/wastewater	69,423	70,682	75,000	75,000
572-4304 Waste disposal	3,796	3,252	2,000	2,000
572-4401 Rentals	6,139	8,309	3,000	3,000
572-4402 Bus rentals-Adult programs	1,525	2,481	3,000	2,500
572-4601 R/M-Equipment	60,298	90,325	47,310	47,310
572-4602 R/M-Tires	6,357	14,346	8,000	8,000
572-4603 R/M-Vehicles	17,113	18,357	15,000	15,000
572-4604 R/M-Grounds	274,314	255,136	220,000	220,000
572-4605 R/M-Structures	42,945	39,266	40,000	40,000
572-4606 R/M-Maintenance contract	391,477	391,976	391,650	383,950
572-4701 Printing and binding	29,844	26,676	1,700	1,700
572-4702 Film/photo processing	196	284.91		
572-4801 Special events	17,590	20,041	18,800	22,195
572-4803 Advertising	771	506	1,000	1,000
572-4810 Special event-July 4th	18,422	17,666	23,850	23,250
572-4903 Drainage taxes	41,476	41,658	41,700	41,700
<b>Total Services</b>	<b>1,615,245</b>	<b>1,714,785</b>	<b>1,598,558</b>	<b>1,600,998</b>
<b>Materials &amp; Supplies:</b>				
572-5101 Supplies-Office	7,225	6,507	8,000	8,000
572-5201 Tools/Under threshold furn/equip	35,102	28,537	15,000	15,000
572-5202 Supplies/Materials-Expendable	41,428	36,851	25,000	25,000
572-5203 Supplies-Fuel	69,613	90,116	65,000	71,500
572-5204 Supplies-Janitorial	34,972	28,468	28,000	28,000
572-5205 Supplies-Uniforms/Protective gear	8,320	8,704	10,000	16,400

**City of Plantation  
Parks and Recreation  
001-7500**

	<b>Actual FY 2010</b>	<b>Actual FY 2011</b>	<b>Adopted FY 2012</b>	<b>Adopted FY 2013</b>
<b>Materials &amp; Supplies:</b>				
572-5206 Permits/Application fees	6,535	4,490	6,000	6,000
572-5230 Supplies-Recreational/Sports equipment	5,291	4,912	2,300	1,680
572-5231 Summer recreation programs		84,582	127,290	124,110
572-5232 Supplies-Athletic programs	90,020	84,354	89,750	89,750
572-5401 General Collection Books	293	109	300	300
572-5403 Memberships/Schools	3,163	4,689	4,950	4,920
<b>Total Materials &amp; Supplies</b>	<b>301,961</b>	<b>382,319</b>	<b>381,590</b>	<b>390,660</b>
<b>Capital:</b>				
572-6302 Capital Outlay: Improvements	30,358	19,660		25,000
572-6401 Capital Outlay: Machinery and Equipment	46,805	38,233	26,000	156,000
<b>Total Capital</b>	<b>77,163</b>	<b>57,893</b>	<b>26,000</b>	<b>181,000</b>
<b>Total Expenditures</b>	<b>7,302,064</b>	<b>7,880,402</b>	<b>7,638,048</b>	<b>8,024,146</b>

**City of Plantation  
Parks and Recreation  
001-7500**

**Foot Notes - 2013**

<b>572-3101</b>	<b>Employment testing services</b>	
	<i>Driver license checks \$13.30</i>	176
	<i>Driver license checks - Instructors \$13.30</i>	176
	<i>Hepatitis B vaccinations \$120</i>	498
	<i>Hepatitis B vaccine confirmations \$60</i>	300
	<i>Post accident drug screening (5 @ \$48)</i>	240
	<i>Substance abuse test</i>	525
	<i>Summer recreation IDs</i>	10
		<b>1,925</b>
<b>572-3107</b>	<b>Outside instructors</b>	
	<i>Revenue collected for classes will be paid 70% to the instructor with 30% being retained by the City. Includes all instructors who are contracted with the City through the Parks &amp; Recreation Department. Also includes ADA assistance.</i>	
<b>572-3401</b>	<b>Bank service fees</b>	
	<i>Bank fees associated with credit card payments. 1 terminal @ \$15 month=\$180, 25 transactions @ .075=\$187.50. Also includes fees for Plug n Pay for Facilities and Parks.</i>	
<b>572-4001</b>	<b>Food and shelter</b>	
	<i>Hotel accommodations and per diem meal costs to attend local seminars, including Florida Recreation and Park Association (2 attendees).</i>	
<b>572-4002</b>	<b>Transportation costs</b>	
	<i>Travel related expenditures to attend seminars, conferences, etc., including Florida Recreation &amp; Parks Association conference for 2 staff members.</i>	
<b>572-4101</b>	<b>Postage/shipping charges</b>	
	<i>Represents cost of mailing correspondence, press releases, parcels, etc.</i>	
<b>572-4102</b>	<b>Communications</b>	
	<i>Cost of local telephone service for permanent departmental phones and temporary summer recreation phones, with long distance capability. 18 cell phones = \$5,400. Includes wireless internet service at Volunteer Park &amp; Jim Ward = \$2,448.</i>	
<b>572-4304</b>	<b>Waste disposal</b>	
	<i>Removal of debris that is taken to Broward County dump from all City parks and emptying of dumpsters at all City ballfields needed. Includes rent of dumpsters and portable toilets used for special events rentals.</i>	
<b>572-4401</b>	<b>Rentals</b>	
	<i>Cost of aerial lift needed for changing sports field lighting, and other special equipment needed.</i>	
<b>572-4402</b>	<b>Bus rentals-Adult programs</b>	
	<i>Transportation of senior's groups. Trips intended to be limited to the tri-county area. Half paid by the City.</i>	
<b>572-4601</b>	<b>R/M-Equipment</b>	
	<i>Maintenance of office equipment not under contract. Repairs to items such benches, picnic tables, scoreboards, exercise equipment, cleaners, trailers, playground equipment, ice machines, kitchen equipment, pool tables. Also AED batteries.</i>	

**City of Plantation  
Parks and Recreation  
001-7500**

**Foot Notes - 2013**

<b>572-4602</b>	<b>R/M-Tires</b> <i>Cost for tire repairs or replacements for vehicles, trucks, trenching machines, tractors, golf carts and trailers.</i>	
<b>572-4603</b>	<b>R/M-Vehicles</b> <i>Necessary repairs to all departmental vehicles, well tractors and lawn equipment.</i>	
<b>572-4604</b>	<b>R/M-Grounds</b> <i>Cost for flowers and shrubs, electrical, paint, chemicals, fertilizer, sand and fill, seed and sod, and sports turf; repair and maintenance of pumps, heads, valves, pipes, clocks, pump stations, motors, etc. at all City park facilities.</i>	
<b>572-4605</b>	<b>R/M-Structures</b> <i>Repairs and maintenance at all Parks &amp; Recreation facilities; roof repair, plumbing, replacement of doors and windows due to deterioration or vandalism, and automatic toilet flushers.</i>	
	<i>Air conditioning</i>	11,320
	<i>Color copier - Central Park Administration (5-year lease)</i>	7,800
	<i>Cost of contract increases</i>	920
	<i>Elevators</i>	2,500
	<i>Exercise equipment - Jim Ward &amp; Central Park</i>	5,000
	<i>Fire extinguishers</i>	450
	<i>Lawn Maintenance - Small Parks (7 acres)</i>	25,000
	<i>Lawn Maintenance - Sunset Park (37 acres)</i>	57,000
	<i>Lawn Maintenance - Volunteer Park (85 acres)</i>	86,000
	<i>Lawn Maintenance-Central Park (107 acres)</i>	158,150
	<i>Miscellaneous</i>	1,700
	<i>Mitigation area maintenance - Central park</i>	1,250
	<i>Mitigation area reporting - Volunteer Park</i>	2,600
	<i>Mitigation maintenance-Volunteer Park (designated account)</i>	10,500
	<i>Monthly rodent control - Volunteer Park</i>	750
	<i>One-time rodent control (as needed at one facility)</i>	850
	<i>Piano tuning (2 pianos 1 time per year)</i>	200
	<i>Radios</i>	1,020
	<i>Ricoh copiers - Central Park</i>	2,000
	<i>Security systems (12 @ \$120)</i>	1,440
	<i>Security-contractual for weekends, holidays &amp; school breaks</i>	1,000
	<i>Thor Guard lightning detection system</i>	6,500
		<b><u>383,950</u></b>
<b>572-4701</b>	<b>Printing and binding</b> <i>Printing of envelopes, name plates, business cards, tickets, logo envelopes, programs, posters, etc.</i>	
<b>572-4801</b>	<b>Special events</b> <i>3on3 Basketball-All ages-Jim Ward - Partial Cost Recovery</i>	485
	<i>Art Search - Free Program</i>	290
	<i>City Wide Garage Sale - Volunteer Park - Cost Recovery</i>	330
	<i>City of Plantation 60th Anniversary</i>	4,000
	<i>Doggie Palooza - Partial Cost Recovery</i>	1,600
	<i>Family Halloween &amp; Safety Festival - Partial Cost Recovery</i>	2,430
	<i>Father/Daughter Dance - Partial Cost Recovery</i>	780
	<i>Forrest Gump Table Tennis - Partial Cost Recovery</i>	465
	<i>Holiday Parade</i>	340

**City of Plantation  
Parks and Recreation  
001-7500**

**Foot Notes - 2013**

<b>572-4801</b>	<b>Special events</b>	
	<i>Kids Day Off (partial cost recovery)</i>	1,170
	<i>Mother/Son Event - Partial Cost Recovery</i>	780
	<i>Santa's Visit - Free Program</i>	1,950
	<i>Senior Expo (every other year)</i>	780
	<i>Spring Break (partial cost recovery)</i>	1,950
	<i>Tinsel Town Talent Show - Partial Cost Recovery</i>	1,390
	<i>Veterans Day &amp; Memorial Day Program - Free Program</i>	485
	<i>Winter Wonderland - Partial Cost Recovery</i>	2,340
	<i>Youth Hot Shots Tournament - Partial Cost Recovery</i>	630
		<u>22,195</u>
<b>572-4803</b>	<b>Advertising</b>	
	<i>Advertising and document recording fees for Parks &amp; Recreation Dept. Necessary document recording fees paid to Broward County for grants and other documents; Department promotional video; and advertising for summer recreation program.</i>	
<b>572-4810</b>	<b>Special event-July 4th</b>	
	<i>Barricade/closing signs</i>	1,600
	<i>Concert, sound &amp; lighting</i>	4,500
	<i>Fireworks</i>	15,000
	<i>Parade to include bands, clowns &amp; entertainment</i>	2,000
	<i>Printing and flyers</i>	150
		<u>23,250</u>
<b>572-4903</b>	<b>Drainage taxes</b>	
	<i>Taxes to Plantation Acres Improvement District for drainage maintenance in their area, which includes \$2,200 for Volunteer Park Expansion.</i>	
<b>572-5101</b>	<b>Supplies-Office</b>	
	<i>Office supplies such paper, pens, pencils, file folders, labels and laminates for administrative, parks, recreational facilities divisions. Also includes computer, copier, and RecTrac supplies.</i>	
<b>572-5201</b>	<b>Tools/Under threshold furn/equip</b>	
	<i>Minor park maintenance tools; 2-way radios; steel sign holders; digital camera and photo printers; replacement of banquet chairs &amp; tables; folding chairs; display cases; round tables for rental; office furniture, file cabinets, etc.</i>	
<b>572-5202</b>	<b>Supplies/Materials-Expendable</b>	
	<i>Items for maintenance of parks &amp; buildings such locks and keys, etc., supplies for folding machine, etc. Also, first-aid kits and other medical supplies; coffee, cream, Gatorade &amp; related items.</i>	
<b>572-5203</b>	<b>Supplies-Fuel/Lubricants</b>	
	<i>Gasoline, oil, grease, etc., for use in departmental vehicles and equipment, golf carts, mowers, tractors, trucks, material transporters, trenchers, weed eaters, trimmers, blowers and saws.</i>	
<b>572-5204</b>	<b>Supplies-Janitorial</b>	
	<i>Janitorial supplies for sanitary maintenance of all parks.</i>	

**City of Plantation  
Parks and Recreation  
001-7500**

**Foot Notes - 2013**

<b>572-5205</b>	<b>Supplies-Uniforms/Protective gear</b> <i>Uniforms, including pants, shirts, and caps. Purchase of summer facility attendant shirts, full-time staff shirts. Also, special clothing such rubber boots and gloves, rainsuits, masks, back belts, safety shoes &amp; event staff shirts.</i>	
<b>572-5206</b>	<b>Permits/Application fees</b> <i>American Society of Composers, Authors &amp; Publishers(ASCAP)</i> <i>Broadcast Music, Inc. (BMI)</i> <i>Broward Co. Dept. of Planning &amp; Environmental Protection</i> <i>Diesel tank - Central Park generator</i> <i>Elevator</i> <i>Greenways &amp; Trail Administration fee-Park East Trailhead</i> <i>Motion Picture Licensing Corp. fee to show videos</i> <i>Secure Site License Certificate - Web</i> <i>Society of European Stage Authors &amp; Composers (SECAC)</i> <i>South Florida Water Management - water use permits</i>	765 750 800 100 150 300 165 1,000 970 <u>1,000</u> <b>6,000</b>
<b>572-5230</b>	<b>Supplies-Recreational/Sports equipment</b> <i>Aerobic equipment for Central Park</i> <i>Gameroom equipment</i> <i>Nature Play supplies</i>	50 530 <u>1,100</u> <b>1,680</b>
<b>572-5231</b>	<b>Summer recreation programs</b> <i>Adventure Camp(21trips@\$11.00x60 &amp; 8 swim@\$2x60)</i> <i>Arts &amp; Craft supplies</i> <i>Central Park (10 trips@\$8.00x120 &amp; 8 swim@\$2.00x120)</i> <i>DVD videos</i> <i>FDLE/Drug screening (\$17.50) Livescan Finger print(\$40ea)</i> <i>First aid, cleaning supplies, paper goods, plates &amp; utensils</i> <i>Food &amp; snacks</i> <i>Kennedy CC (10 trips@\$8.00x120 &amp; 8 swim@\$2.00x120)</i> <i>Kid's Camp (2trips@\$8x120 &amp; 2 swim@\$2 &amp; 4 guests@\$600)</i> <i>Miscellaneous</i> <i>Printing/Advertising</i> <i>Quiet games</i> <i>Special Events</i> <i>Special Guests (excluding Kid's Camp) (25@ \$650 ea)</i> <i>Sports equipment</i> <i>Staff training</i> <i>T-shirts for all day camps</i> <i>Vol. Park (10 trips@\$8.00x120 &amp; 8 swim @ \$2.00 x 120)</i> <i>Youth program bus rental - field trips</i>	14,820 5,400 11,520 500 1,500 1,600 2,000 11,520 4,800 1,000 2,500 1,300 850 13,600 1,100 1,000 5,500 11,520 <u>32,080</u> <b>124,110</b>
<b>572-5232</b>	<b>Supplies-Athletic programs</b> <i>27 Adult softball leagues (cost recovery)</i> <i>6 Adult basketball leagues (cost recovery)</i> <i>6 Adult flag football leagues (cost recovery)</i> <i>6 Adult soccer leagues (cost recovery)</i> <i>9 Adult softball tournaments (cost recovery)</i>	64,700 5,400 5,600 5,100 <u>8,950</u> <b>89,750</b>

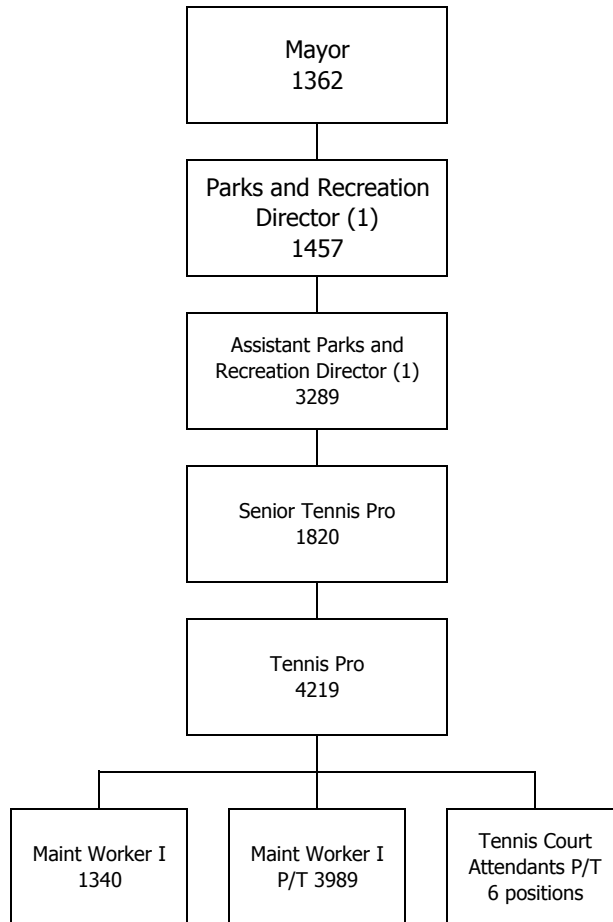


**City of Plantation  
Parks and Recreation  
001-7500**

**Foot Notes - 2013**

<b>572-5401</b>	<b>General Collection Books</b> <i>1-year subscriptions to local newspapers for clipping ads relating to programming and special events. Also includes annual renewals and other miscellaneous publications needed by the department.</i>	
<b>572-5403</b>	<b>Memberships/Schools</b>	
	<i>FL Recreation &amp; Parks Assoc Agency Memberships: Director &amp; Assistant Director</i>	1,150
	<i>FL Recreation &amp; Parks Assoc Agency Summit for Director</i>	300
	<i>FL Recreation &amp; Parks Assoc Conference: Director &amp; Assistant Director</i>	850
	<i>FL Recreation &amp; Parks Assoc Memberships: 3 Supervisory Memberships</i>	600
	<i>National Recreation &amp; Parks Assoc Memberships: Director &amp; Assistant Director</i>	400
	<i>Notary Renewal for 4 Staff Members</i>	300
	<i>On-Demand Webinars for Continuing Education &amp; Certification (8 webinars@\$15)</i>	120
	<i>Professional Certification for 4 Staff Members</i>	550
	<i>Training Seminar for 11 Parks Staff Members</i>	650
		<hr/> <b>4,920</b> <hr/>
	<b>Salary Contingency</b>	
	<i>Annual Leave/Sick Leave</i>	47,308
	<i>Assignment Pay</i>	3,803
	<i>Longevity Pay</i>	61,600
	<i>Shift Differential</i>	12,262
		<hr/> <b>124,973</b> <hr/>

**City of Plantation**  
**Parks and Recreation - Tennis Complex**  
**001-7531**



(1) Budgeted under Parks and Recreation

**City of Plantation  
Parks and Recreation Tennis Complex  
001-7531**

**Staffing Levels**

	FY 2011	FY 2012	FY 2013
Senior Tennis Pro	1	1	1
Tennis Pro	0	1	1
Maintenance Worker II	1	0	0
Maintenance Worker I	1	1	1
Maintenance Worker I - P/T	1	1	1
Tennis Court Attendant - P/T	7	7	6
<b>Total Budgeted Positions</b>	<b>11</b>	<b>11</b>	<b>10</b>

**Budget Summary**

	Actual FY 2011	Budget FY 2012	Adopted FY 2013
<u>Expenditures</u>			
Personal Services	243,356	267,505	251,061
Operating Expenditures	87,935	109,000	107,292
Capital Outlay	4,711	-	-
<b>Expenditures Totals</b>	<b>336,002</b>	<b>376,505</b>	<b>358,353</b>

**City of Plantation**  
**Parks and Recreation - Tennis Complex**  
**001-7531**

	Actual FY 2010	Actual FY 2011	Adopted FY 2012	Adopted FY 2013
<b>Salaries and Wages:</b>				
572-1201 Payroll-Pension Qualified	100,934	96,074	96,304	95,193
572-1301 Payroll-Non-Pension Qualified	59,729	62,315	80,560	73,336
572-1401 Payroll-Overtime	609		500	500
<b>Total Salaries and Wages</b>	<b>161,272</b>	<b>158,389</b>	<b>177,365</b>	<b>169,029</b>
<b>Employee Benefits:</b>				
572-2199 FICA	12,254	12,032	13,568	12,931
572-2299 Retirement-Required Employer Contribution	13,065	16,337	15,907	13,486
572-2308 Life Insurance Benefit	326	261	212	200
572-2313 Long Term Disability Benefit	512	320	350	327
572-2399 Health Benefits	52,914	52,139	53,987	49,268
572-2499 Worker's Compensation	2,757	3,878	6,116	5,820
<b>Total Employee Benefits</b>	<b>81,828</b>	<b>84,967</b>	<b>90,140</b>	<b>82,031</b>
<b>Services:</b>				
572-3101 Employment testing services	106	307	300	300
572-3102 Consultants		11,250	30,000	30,000
572-3401 Bank service fees	3,363	2,655	3,000	3,792
572-4101 Postage/shipping charges			100	100
572-4102 Communications	572	593	600	600
572-4301 Electricity	31,502	33,274	35,200	36,000
572-4303 Water/wastewater	8,500	8,364	7,500	9,200
572-4601 R/M-Equipment	306	591	600	600
572-4604 R/M-Grounds	22,272	20,359	23,000	18,000
572-4605 R/M-Structures	1,844	3,246	2,000	2,000
572-4606 R/M-Maintenance contract	1,058	368	1,300	1,300
<b>Total Services</b>	<b>69,522</b>	<b>81,008</b>	<b>103,600</b>	<b>101,892</b>
<b>Materials &amp; Supplies:</b>				
572-5101 Supplies-Office	821	712	700	700
572-5201 Tools/Under threshold furn/equip	87	770	600	600
572-5202 Supplies/Materials-Expendable	11,453	3,424	2,500	2,500
572-5204 Supplies-Janitorial	1,089	1,852	1,500	1,500
572-5205 Supplies-Uniforms/Protective gear	124	168	100	100
<b>Total Materials &amp; Supplies</b>	<b>13,574</b>	<b>6,927</b>	<b>5,400</b>	<b>5,400</b>
<b>Capital:</b>				
572-6302 Capital Outlay: Improvements	1,995			
572-6401 Capital Outlay: Machinery and Equipment	3,590	4,711		
<b>Total Capital</b>	<b>5,585</b>	<b>4,711</b>		
<b>Total Expenditures</b>	<b>331,781</b>	<b>336,002</b>	<b>376,505</b>	<b>358,353</b>

**City of Plantation  
Parks and Recreation Tennis Complex  
001-7531**

**Foot Notes - 2013**

<b>572-3101</b>	<b>Employment testing services</b> <i>Criminal history, driver license verification, and substance abuse testing for employee turnover.</i>	
<b>572-3102</b>	<b>Consultants</b> <i>Per Saviano contract.</i>	
<b>572-3401</b>	<b>Bank service fees</b> <i>Bank fees associated with credit payments. Also includes fees for Plug n Pay.</i>	
<b>572-4101</b>	<b>Postage/shipping charges</b> <i>Represents the cost of mailing membership renewals, flyers for tournaments, etc.</i>	
<b>572-4102</b>	<b>Communications</b> <i>Cost of local telephone service for 3 telephones, with long distance capability.</i>	
<b>572-4601</b>	<b>R/M-Equipment</b> <i>Covers maintenance contracts on existing office equipment and maintenance for those items not under contract. Also, covers repairs to maintenance cart and roller.</i>	
<b>572-4604</b>	<b>R/M-Grounds</b> <i>Materials for routine resurfacing and maintenance of courts, line tape, clay at Veltri. Includes costs for repairs to existing irrigation system.</i>	
<b>572-4605</b>	<b>R/M-Structures</b> <i>Covers repairs, needed, for pro shop and clubhouse at the Veltri Tennis Center.</i>	
<b>572-4606</b>	<b>R/M-Maintenance contract</b> <i>Air Conditioning contract</i>	620
	<i>Alarm</i>	280
	<i>Various repairs</i>	400
		<b>1,300</b>
<b>572-5101</b>	<b>Supplies-Office</b> <i>Covers office at Veltri Tennis Center, e.g., paper, pens, pencils, calculator ribbons, register tapes and other daily operational office supplies. Also includes RecTrac supplies.</i>	
<b>572-5201</b>	<b>Tools/Under threshold furn/equip</b> <i>Includes equipment such as: backpack blower, rakes, shovels for maintenance of courts.</i>	
<b>572-5202</b>	<b>Supplies/Materials-Expendable</b> <i>Covers replacement tennis nets, ties, and all screens at Veltri Tennis Center. Also covers first-aid supplies, battery replacement for Automatic External Defibrillator and purchase of coffee, sugar, cream, etc., for employees.</i>	
<b>572-5204</b>	<b>Supplies-Janitorial</b> <i>Janitorial supplies needed for the sanitary maintenance of the pro shop, restrooms and walkways.</i>	
<b>572-5205</b>	<b>Supplies-Uniforms/Protective gear</b> <i>Cost of uniforms in order for the public to recognize tennis staff and attendants.</i>	

**City of Plantation  
Parks and Recreation Tennis Complex  
001-7531**

**Foot Notes - 2013**

**Salary Contingency**

*Annual Leave/Sick Leave*

3,945

*Longevity Pay*

4,200

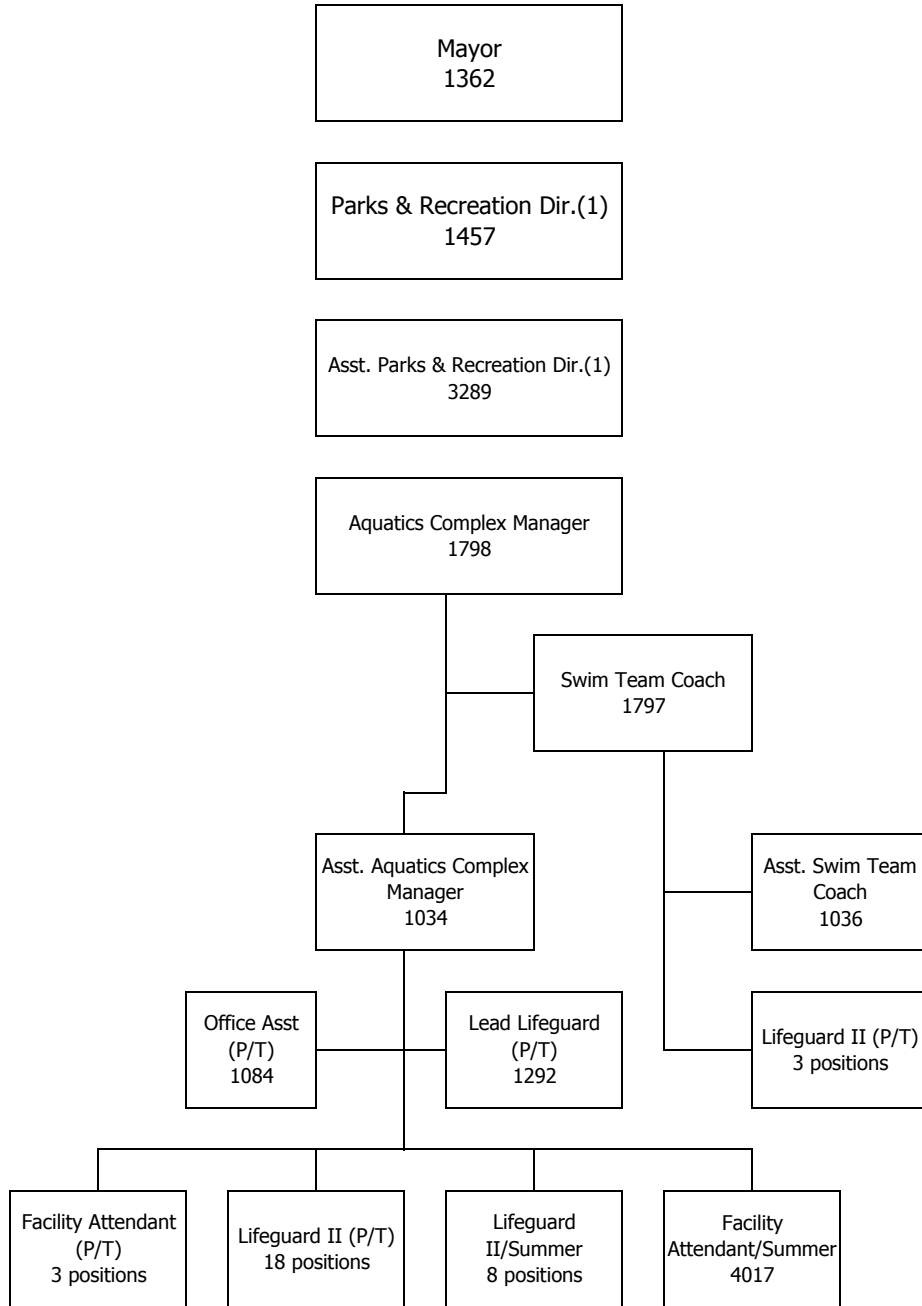
*Shift Differential*

736

---

**8,881**

**City of Plantation**  
**Parks & Recreation - Aquatics Complex**  
**001-7532**



(1) Budgeted under Parks and Recreation

**City of Plantation  
Parks and Recreation Aquatics Complex  
001-7532**

**Staffing Levels**

	FY 2011	FY 2012	FY 2013
Aquatics Complex Manager	1	1	1
Swim Team Coach	1	1	1
Assistant Swim Coach	1	1	1
Assistant Aquatics Manager	1	1	1
Lead Lifeguard - P/T	1	1	1
Lifeguard II - P/T	21	18	21
Office Assistant - P/T	1	1	1
Lifeguard II (Summer)	8	8	8
Lifeguard I - P/T	0	3	0
Facilities Attendant (Summer)	1	1	1
Facilities Attendant - P/T	3	3	3
<b>Total Budgeted Positions</b>	<b>39</b>	<b>39</b>	<b>39</b>

**Budget Summary**

	Actual FY 2011	Budget FY 2012	Adopted FY 2013
<u>Expenditures</u>			
Personal Services	792,195	713,401	757,099
Operating Expenditures	220,879	181,200	194,354
Capital Outlay	-	20,800	243,600
<b>Expenditures Totals</b>	<b>1,013,075</b>	<b>915,401</b>	<b>1,195,053</b>



**City of Plantation  
Parks and Recreation - Aquatics Complex  
001-7532**

	Actual FY 2010	Actual FY 2011	Adopted FY 2012	Adopted FY 2013
<b>Salaries and Wages:</b>				
572-1201 Payroll-Pension Qualified	207,390	210,208	204,339	203,081
572-1301 Payroll-Non-Pension Qualified	436,790	442,010	375,621	399,734
572-1401 Payroll-Overtime	123	52	500	500
<b>Total Salaries and Wages</b>	<b>644,303</b>	<b>652,270</b>	<b>580,460</b>	<b>603,314</b>
<b>Employee Benefits:</b>				
572-2199 FICA	49,245	49,841	44,405	46,153
572-2299 Retirement-Required Employer Contribution	26,795	32,674	33,750	42,935
572-2308 Life Insurance Benefit	240	506	357	359
572-2313 Long Term Disability Benefit	376	631	695	699
572-2399 Health Benefits	39,385	47,061	40,820	49,908
572-2499 Worker's Compensation	6,194	9,212	12,914	13,730
<b>Total Employee Benefits</b>	<b>122,234</b>	<b>139,926</b>	<b>132,941</b>	<b>153,785</b>
<b>Services:</b>				
572-3101 Employment testing services	1,594	946	1,400	1,400
572-3107 Outside instructors	15,281	15,238	16,000	16,000
572-3401 Bank service fees	3,304	3,495	3,800	4,354
572-4101 Postage/shipping charges	1,619	1,442	1,400	1,400
572-4102 Communications	572	419	600	600
572-4301 Electricity	49,983	49,154	55,500	54,100
572-4303 Water/wastewater	39,365	64,328	30,000	45,000
572-4601 R/M-Equipment	13,768	22,569	12,500	12,500
572-4604 R/M-Grounds	2,825	4,050	2,500	2,500
572-4605 R/M-Structures	1,731	3,607	2,000	1,000
572-4606 R/M-Maintenance contract	180	2,830	3,100	3,100
572-4610 R/M-Pools	82			
572-4701 Printing and binding	145		200	200
572-4801 Special events	859	1,018		
<b>Total Services</b>	<b>131,307</b>	<b>169,097</b>	<b>129,000</b>	<b>142,154</b>
<b>Materials &amp; Supplies:</b>				
572-5101 Supplies-Office	3,521	2,572	3,000	3,000
572-5201 Tools/Under threshold furn/equip	4,077	2,204	2,000	2,000
572-5202 Supplies/Materials-Expendable	7,949	5,771	8,250	8,250
572-5204 Supplies-Janitorial	985	1,276	1,000	1,000
572-5205 Supplies-Uniforms/Protective gear	751	894	900	900
572-5206 Permits/Application fees	2,011	1,626	2,700	2,700
572-5207 Supplies-Chemicals	32,171	36,782	33,300	33,300
572-5403 Memberships/Schools	200	658	1,050	1,050
<b>Total Materials &amp; Supplies</b>	<b>51,665</b>	<b>51,782</b>	<b>52,200</b>	<b>52,200</b>
<b>Capital:</b>				
572-6302 Capital Outlay: Improvements				150,100
572-6401 Capital Outlay: Machinery and Equipment	27,368		20,800	93,500
<b>Total Capital</b>	<b>27,368</b>		<b>20,800</b>	<b>243,600</b>
<b>Total Expenditures</b>	<b>976,877</b>	<b>1,013,075</b>	<b>915,401</b>	<b>1,195,053</b>

**City of Plantation  
Parks and Recreation Aquatics Complex  
001-7532**

**Foot Notes - 2013**

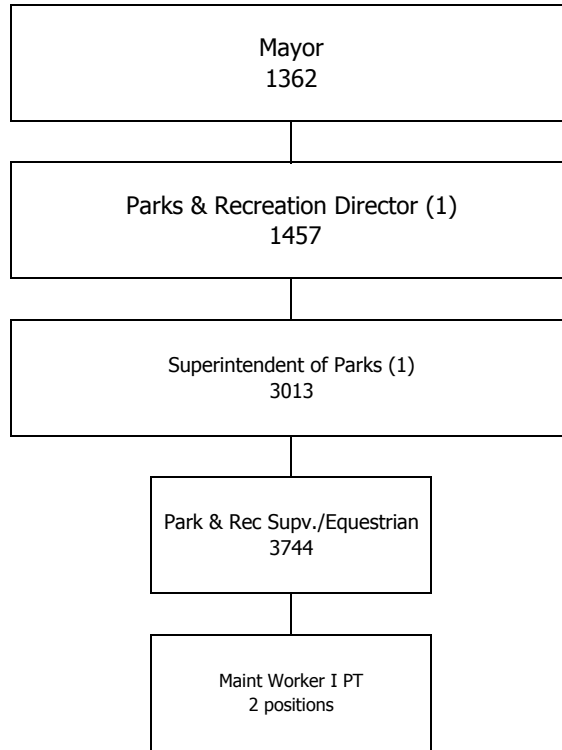
<b>572-3101</b>	<b>Employment testing services</b>	
	<i>Criminal background checks \$25.50</i>	403
	<i>Driver license verification \$7.10</i>	163
	<i>Drug tests \$25</i>	600
	<i>Hepatitis B Confirmations</i>	224
	<i>Hepatitis B Vaccine</i>	10
		<u>1,400</u>
<b>572-3107</b>	<b>Outside instructors</b>	
	<i>Water polo, scuba, diving classes and water aerobics.</i>	
<b>572-3401</b>	<b>Bank service fees</b>	
	<i>Bank service fees associated with credit card charges. Also includes fees for Plug n Pay.</i>	
<b>572-4101</b>	<b>Postage/shipping charges</b>	
	<i>Mailing expenses for the Aquatics Complex.</i>	
<b>572-4102</b>	<b>Communications</b>	
	<i>6 telephone lines for the Aquatics Division.</i>	
<b>572-4601</b>	<b>R/M-Equipment</b>	
	<i>Central Park pool &amp; emergency repairs</i>	1,000
	<i>Chlorine feeders</i>	500
	<i>Heater repairs</i>	4,500
	<i>Lane line replacement</i>	1,100
	<i>Repair pressure cleaner</i>	200
	<i>Replace gutter grates</i>	4,300
	<i>Routine maintenance on pool equipment (i.e., umbrellas)</i>	400
	<i>Scoreboard repair</i>	500
		<u>12,500</u>
<b>572-4604</b>	<b>R/M-Grounds</b>	
	<i>Repairs and replacement of grounds support equipment to include, but not limited to lighting, diving board refinishing, painting, landscaping and light lenses.</i>	
<b>572-4605</b>	<b>R/M-Structures</b>	
	<i>Miscellaneous repairs to buildings/restrooms</i>	800
	<i>Storerooms</i>	200
		<u>1,000</u>
<b>572-4606</b>	<b>R/M-Maintenance contract</b>	
	<i>Air Conditioning contract</i>	300
	<i>Alarm</i>	150
	<i>Recreational Design Construction Contract (annual inspections/repairs)</i>	2,650
		<u>3,100</u>
<b>572-4701</b>	<b>Printing and binding</b>	
	<i>Printing costs related to flyers, brochures, membership cards, etc.</i>	
<b>572-5101</b>	<b>Supplies-Office</b>	
	<i>Office supplies used at the Aquatics Complex: calendars, blotters, trays, staples, tape dispensers, paper, ink cartridges, pens, envelopes, etc. Also, RecTrac and printer supplies, and ID card stock with film.</i>	

**City of Plantation  
Parks and Recreation Aquatics Complex  
001-7532**

**Foot Notes - 2013**

<b>572-5201</b>	<b>Tools/Under threshold furn/equip</b> <i>Purchase of new and replacement hand tools and minor equipment. Also, the purchase of vinyl backstroke flags, and timing system components: (2) touchpads @ \$900 each.</i>	
<b>572-5202</b>	<b>Supplies/Materials-Expendable</b> <i>Automated External Defibrillator batteries</i> <i>Class participation manuals (cost recovery item)</i> <i>First aid medical supplies</i> <i>Kick boards</i> <i>Miscellaneous equipment (brushes, vacuum head, hoses, etc.)</i> <i>Rescue tube replacement</i> <i>Teaching aids (videos, etc.)</i> <i>Umbrellas, tables and chairs</i>	250 1,000 1,150 350 3,450 400 300 1,350 <hr/> <b>8,250</b>
<b>572-5204</b>	<b>Supplies-Janitorial</b> <i>Janitorial supplies needed for the sanitary maintenance of two (2) restroom facilities in the pool area and the Aquatics office.</i>	
<b>572-5205</b>	<b>Supplies-Uniforms/Protective gear</b> <i>Purchase of uniforms to include shorts, shirts, whistles, lanyards and hats for staff identification.</i>	
<b>572-5206</b>	<b>Permits/Application fees</b> <i>Broward County Health Department (2 @ \$200)</i> <i>Central Park Water Play</i> <i>EPA/DEP Permits to store Chlorine (2 @ \$250)</i> <i>Plantation Woods Water Play</i> <i>Red Cross Provider Fee</i>	400 100 500 150 1,550 <hr/> <b>2,700</b>
<b>572-5207</b>	<b>Supplies-Chemicals</b> <i>Chlorine for 2 pools and 2 water playgrounds</i> <i>Co2 for 2 pools and 2 water playgrounds</i> <i>Co2 tank rentals for 2 pools and 1 water playground</i> <i>Reagents</i>	24,000 4,700 3,600 1,000 <hr/> <b>33,300</b>
<b>572-5403</b>	<b>Memberships/Schools</b> <i>Coach memberships for Florida Gold Coast (5 @ \$45)</i> <i>CPR for Professional Rescuers (22 @ \$8.00)</i> <i>Red Cross coaches safety training (5 @ \$10)</i> <i>Red Cross first aid updates (6 @ \$8.00)</i> <i>Red Cross lifeguard training (22 @ \$8.00)</i> <i>State Certification Special Populations test</i> <i>Swim team membership for Florida Gold Coast competition &amp; insurance</i>	225 176 50 48 176 100 275 <hr/> <b>1,050</b>
	<b>Salary Contingency</b> <i>Annual Leave/Sick Leave</i> <i>Longevity Pay</i>	6,321 4,600 <hr/> <b>10,921</b>

**City of Plantation**  
**Parks and Recreation - Equestrian Center**  
**001-7533**



(1) Budgeted under Parks and Recreation

**City of Plantation  
Parks and Recreation Equestrian Center  
001-7533**

**Staffing Levels**

	FY 2011	FY 2012	FY 2013
Parks & Recreation Supervisor/Equestrian	1	1	1
Maintenance Worker I	1	0	0
Maintenance Worker I - P/T	0	0	2
<b>Total Budgeted Positions</b>	<b>2</b>	<b>1</b>	<b>3</b>

**Budget Summary**

	Actual FY 2011	Budget FY 2012	Adopted FY 2013
<u>Expenditures</u>			
Personal Services	112,006	71,832	106,402
Operating Expenditures	97,067	83,000	83,007
Capital Outlay	-	-	-
<b>Expenditures Totals</b>	<b>209,073</b>	<b>154,832</b>	<b>189,409</b>

**City of Plantation**  
**Parks and Recreation - Equestrian Center**  
**001-7533**

	Actual FY 2010	Actual FY 2011	Adopted FY 2012	Adopted FY 2013
<b>Salaries and Wages:</b>				
572-1201 Payroll-Pension Qualified	76,229	75,625	51,912	51,313
572-1301 Payroll-Non-Pension Qualified	963			28,258
572-1401 Payroll-Overtime	51	44	100	100
<b>Total Salaries and Wages</b>	<b>77,243</b>	<b>75,668</b>	<b>52,012</b>	<b>79,671</b>
<b>Employee Benefits:</b>				
572-2199 FICA	5,761	5,685	3,979	6,095
572-2299 Retirement-Required Employer Contribution	9,849	12,148	8,574	10,849
572-2308 Life Insurance Benefit	107	202	151	102
572-2313 Long Term Disability Benefit	167	242	258	177
572-2399 Health Benefits	17,227	17,279	6,729	8,400
572-2499 Worker's Compensation	596	781	130	1,109
<b>Total Employee Benefits</b>	<b>33,707</b>	<b>36,337</b>	<b>19,820</b>	<b>26,731</b>
<b>Services:</b>				
572-3101 Employment testing services			100	100
572-3107 Outside instructors	27,484	35,462	32,000	32,000
572-3401 Bank service fees	234	946	400	1,157
572-4102 Communications	527	897	600	600
572-4301 Electricity	20,508	22,859	23,800	24,500
572-4303 Water/wastewater	2,875	3,234	3,100	3,500
572-4304 Waste disposal			1,200	1,200
572-4401 Rentals			100	
572-4601 R/M-Equipment	622	1,056	1,000	800
572-4602 R/M-Tires	1,075	781	300	200
572-4603 R/M-Vehicles	1,468	1,796	800	600
572-4604 R/M-Grounds	11,799	19,253	12,000	11,000
572-4605 R/M-Structures	838	1,444	1,200	1,200
572-4606 R/M-Maintenance contract	3,404	2,019	1,600	1,600
572-4701 Printing and binding	198			
572-4803 Advertising			100	100
<b>Total Services</b>	<b>71,032</b>	<b>89,748</b>	<b>78,300</b>	<b>78,557</b>
<b>Materials &amp; Supplies:</b>				
572-5101 Supplies-Office	43	130	150	150
572-5201 Tools/Under threshold furn/equip	553	865	500	300
572-5202 Supplies/Materials-Expendable	1,388	987	750	500
572-5203 Supplies-Fuel	894	3,378	1,200	2,000
572-5204 Supplies-Janitorial	1,517	1,905	2,000	1,400
572-5205 Supplies-Uniforms/Protective gear		54	100	100
<b>Total Materials &amp; Supplies</b>	<b>4,395</b>	<b>7,319</b>	<b>4,700</b>	<b>4,450</b>
<b>Total Expenditures</b>	<b>186,377</b>	<b>209,072</b>	<b>154,832</b>	<b>189,409</b>

**City of Plantation  
Parks and Recreation Equestrian Center  
001-7533**

**Foot Notes - 2013**

- 572-3101 Employment testing services**  
*Cost of background checks and testing for new employees.*
- 572-3107 Outside instructors**  
*City receives 30% revenue.*
- 572-3401 Bank service fees**  
*Bank fees associated with credit card payments.*
- 572-4102 Communications**  
*Cost of 3 telephone lines and 1 cellular telephone.*
- 572-4304 Waste disposal**  
*Regular pickup.*
- 572-4401 Rentals**  
*Rental of specialty equipment, including tents.*
- 572-4601 R/M-Equipment**  
*Maintenance of existing office equipment. Also, repair & maintenance of sound system and PA system, wash rack repairs, equipment to maintain rings and drags, bleachers/benches and tents.*
- 572-4602 R/M-Tires**  
*Costs associated with tire repair/replacement for truck, tractor and maintenance carts.*
- 572-4603 R/M-Vehicles**  
*Repairs and scheduled maintenance for truck, tractor and maintenance carts.*
- 572-4604 R/M-Grounds**  
*Cost of plants, shrubs, electrical, paint, chemicals, fences, signs, fertilizers, sand & fill. Also, repair & maintenance of irrigation system including pumps, pipes, heads, valves and clocks.*
- 572-4605 R/M-Structures**  
*Covers electric, plumbing, flooring, doors, window repairs and maintenance items of the barns and concession building.*
- 572-4606 R/M-Maintenance contract**
- |                                     |              |
|-------------------------------------|--------------|
| <i>Air Conditioning maintenance</i> | 1,000        |
| <i>Fire extinguishers</i>           | 300          |
| <i>Miscellaneous maintenance</i>    | 200          |
| <i>Security system</i>              | 100          |
|                                     | <b>1,600</b> |
- 572-4803 Advertising**  
*Cost of advertising in equestrian publications.*
- 572-4903 Drainage taxes**  
*Taxes to Plantation Acres Improvement District for drainage maintenance in their area.*
- 572-5101 Supplies-Office**  
*Office supplies such paper, pens, pencils, file folders, labels, laminates, etc.*

**City of Plantation  
Parks and Recreation Equestrian Center  
001-7533**

**Foot Notes - 2013**

<b>572-5201</b>	<b>Tools/Under threshold furn/equip</b> <i>Rakes, shovels, wheelbarrows, sprayers, hand tools, minor power tools and minor maintenance equipment.</i>	
<b>572-5202</b>	<b>Supplies/Materials-Expendable</b> <i>Automatic External Defibrillator; medical supplies</i>	250
	<i>Employee benefits, i.e., coffee, cream, Gatorade, etc.</i>	100
	<i>Items for wash racks, stalls and other barn supplies</i>	150
		<hr/> <b>500</b>
<b>572-5203</b>	<b>Supplies-Fuel/Lubricants</b> <i>Gasoline, oil, grease, etc., for all departmental vehicles and equipment.</i>	
<b>572-5204</b>	<b>Supplies-Janitorial</b> <i>Janitorial supplies for the sanitary maintenance of parks.</i>	
<b>572-5205</b>	<b>Supplies-Uniforms/Protective gear</b> <i>Uniforms for park personnel including pants, shirts, t-shirts and caps.</i>	
<b>572-5206</b>	<b>Permits/Application fees</b> <i>Various agency permits required.</i>	



**City of Plantation  
General Fund  
001-0000**

	<b>Actual FY 2010</b>	<b>Actual FY 2011</b>	<b>Adopted FY 2012</b>	<b>Adopted FY 2013</b>
<b>Non Operating:</b>				
581-9104 Interfund tfrs-Out-NSP3		30,000		
581-9105 Interfund tfrs-Out-NSP		10,000		
581-9123 Interfund tfrs-Out-2003 Bond Sinking	1,865,622	982,946	1,879,621	2,103,570
581-9128 Interfund tfrs-Out-2002 Dredging Note		194,050	158,516	
581-9129 Interfund tfrs-Out-2009 Enclave Property Note	51,831	41,625		
581-9135 Interfund tfrs-Out-2003 Bond Construction		10,700		
581-9148 Interfund tfrs-Out-Fire/Rescue Services	4,606,400	5,559,500	5,289,046	5,532,570
<b>Total Non Operating</b>	<b>6,523,853</b>	<b>6,828,821</b>	<b>7,327,183</b>	<b>7,636,140</b>

**City of Plantation  
 Combined Budget Statement  
 Special Revenue Funds  
 Fiscal Year 2012-2013**

	Neighborhood Stabilization Program 3	Neighborhood Stabilization Program	Library Board	Community Redev Agency	Road and Traffic Control	State Housing Initiative Program	Community Development Block Grant	State & Federal Forfeitures	Total	Prior Year
<b>REVENUE</b>										
Other General Taxes	\$ -	\$ -	\$ -	\$ 1,002,179	\$ 1,669,500	\$ -	\$ -	\$ -	\$ 2,671,679	\$ 2,832,000
Intergovernmental	77,000	157,000	-	-	619,700	-	709,566	-	1,563,266	2,174,580
Charges for Services	400,000	175,000	-	400	2,174	-	-	-	577,574	300,000
Misc Revenue	59	19	32,844	839	140,123	886	154	1,080	176,004	199,035
Non-Operating Transfers-In	-	-	-	-	-	-	12,059	-	12,059	45,000
Appropriated Fund Balance	-	-	-	-	574,457	80,176	-	-	654,633	558,951
<b>TOTAL REVENUE</b>	<b>477,059</b>	<b>332,019</b>	<b>32,844</b>	<b>1,003,418</b>	<b>3,005,954</b>	<b>81,062</b>	<b>721,779</b>	<b>1,080</b>	<b>5,655,215</b>	<b>6,109,566</b>
<b>EXPENDITURES</b>										
Personal Services	-	-	-	127,756	824,620	-	87,260	-	1,039,636	1,041,066
Operating Expenditures	471,014	326,005	11,344	156,701	1,800,334	13,562	584,519	1,080	3,364,559	3,314,218
Capital	-	-	21,500	-	381,000	-	50,000	-	452,500	736,740
Grants & Aids	-	-	-	-	-	67,500	-	-	67,500	60,350
Non-Operating Transfers-Out	6,045	6,014	-	718,961	-	-	-	-	731,020	957,192
<b>TOTAL EXPENDITURES</b>	<b>477,059</b>	<b>332,019</b>	<b>32,844</b>	<b>1,003,418</b>	<b>3,005,954</b>	<b>81,062</b>	<b>721,779</b>	<b>1,080</b>	<b>5,655,215</b>	<b>6,109,566</b>
<b>Total Revenue, Expenditures and Other Resources</b>	<b>\$ -</b>	<b>\$ -</b>	<b>\$ -</b>	<b>\$ -</b>	<b>\$ -</b>	<b>\$ -</b>	<b>\$ -</b>	<b>\$ -</b>	<b>\$ -</b>	<b>\$ -</b>

**City of Plantation  
Neighborhood Stabilization Program 3  
104-0000**

	Actual FY 2010	Actual FY 2011	Adopted FY 2012	Adopted FY 2013
<b>Revenue:</b>				
<b>Intergovernmental</b>				
331-5000 Federal Grants-Economic Environment		223,955	440,000	77,000
<b>Total Intergovernmental</b>		<u>223,955</u>	<u>440,000</u>	<u>77,000</u>
<b>Charges for Services</b>				
331-5001 Recaptured NSP Funds				400,000
<b>Total Charges for Services</b>				<u>400,000</u>
<b>Misc Revenue</b>				
361-9999 Interest and other earnings-Allocated		1,030		25
369-9900 Other Misc earnings-Allocated				34
<b>Total Misc Revenue</b>		<u>1,030</u>		<u>59</u>
<b>Non-Operating</b>				
381-0001 Interfund tfrs-In-General Fund		30,000		
<b>Total Non-Operating</b>		<u>30,000</u>		
<b>Total Revenue</b>		<u><u>254,985</u></u>	<u><u>440,000</u></u>	<u><u>477,059</u></u>
<b>Expenditures:</b>				
<b>Services:</b>				
554-3401 Bank service fees				14
554-4901 Administrative Costs		6,630	17,500	21,000
554-4912 Home Purchase		218,318	225,000	250,000
554-4913 Home Rehabilitation		27,907	175,000	200,000
<b>Total Services</b>		<u>252,854</u>	<u>417,500</u>	<u>471,014</u>
<b>Non Operating:</b>				
581-9115 Interfund tfrs-Out-Community Dev Block Grant			22,500	6,045
<b>Total Non Operating</b>			<u>22,500</u>	<u>6,045</u>
<b>Total Expenditures</b>		<u><u>252,854</u></u>	<u><u>440,000</u></u>	<u><u>477,059</u></u>

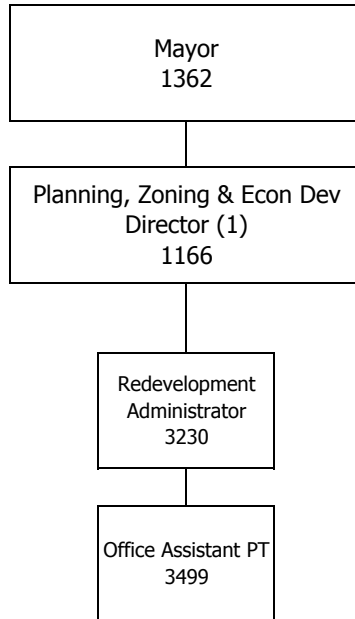
**City of Plantation**  
**Neighborhood Stabilization Program**  
**105-0000**

	Actual FY 2010	Actual FY 2011	Adopted FY 2012	Adopted FY 2013
<b>Revenue:</b>				
<b>Intergovernmental</b>				
331-5000 Federal Grants-Economic Environment	1,133,406	83,467	241,900	157,000
<b>Total Intergovernmental</b>	<b>1,133,406</b>	<b>83,467</b>	<b>241,900</b>	<b>157,000</b>
<b>Charges for Services</b>				
331-5001 Recaptured NSP Funds	812,331	367,920	300,000	175,000
<b>Total Charges for Services</b>	<b>812,331</b>	<b>367,920</b>	<b>300,000</b>	<b>175,000</b>
<b>Misc Revenue</b>				
361-9999 Interest and other earnings-Allocated	1,719	264	195	8
369-9900 Other Misc earnings-Allocated				11
<b>Total Misc Revenue</b>	<b>1,719</b>	<b>264</b>	<b>195</b>	<b>19</b>
<b>Non-Operating</b>				
381-0001 Interfund tfrs-In-General Fund		10,000		
<b>Total Non-Operating</b>		<b>10,000</b>		
<b>Appropriated Fund Balance</b>				
389-9001 Appropriated Fund Balance			67,905	
<b>Total Appropriated Fund Balance</b>			<b>67,905</b>	
<b>Total Revenue</b>	<b>1,947,455</b>	<b>461,651</b>	<b>610,000</b>	<b>332,019</b>
<b>Expenditures:</b>				
<b>Services:</b>				
554-3401 Bank service fees				5
554-4901 Administrative Costs	10,506	28,904	37,500	26,000
554-4912 Home Purchase	832,499	289,517	250,000	200,000
554-4913 Home Rehabilitation	736,663	508,568	300,000	100,000
<b>Total Services</b>	<b>1,579,668</b>	<b>826,990</b>	<b>587,500</b>	<b>326,005</b>
<b>Non Operating:</b>				
581-9115 Interfund tfrs-Out-Community Dev Block Grant			22,500	6,014
<b>Total Non Operating</b>			<b>22,500</b>	<b>6,014</b>
<b>Total Expenditures</b>	<b>1,579,668</b>	<b>826,990</b>	<b>610,000</b>	<b>332,019</b>

**City of Plantation  
Library Board  
108-0000**

	Actual FY 2010	Actual FY 2011	Adopted FY 2012	Adopted FY 2013
<b>Revenue:</b>				
<b>Misc Revenue</b>				
361-9999 Interest and other earnings-Allocated	2,103	933	217	166
366-0003 Contributions and donations-Variou	51,366	50,331	30,283	32,450
369-9900 Other misc earnings-Allocated				228
<b>Total Misc Revenue</b>	<b>53,469</b>	<b>51,264</b>	<b>30,500</b>	<b>32,844</b>
<b>Total Revenue</b>	<b>53,469</b>	<b>51,264</b>	<b>30,500</b>	<b>32,844</b>
<b>Expenditures:</b>				
<b>Services:</b>				
571-3401 Bank service fees				94
571-4801 Special events	3,196	1,908	3,500	3,500
<b>Total Services</b>	<b>3,196</b>	<b>1,908</b>	<b>3,500</b>	<b>3,594</b>
<b>Materials &amp; Supplies:</b>				
571-5101 Supplies-Office	905	851	1,000	1,500
571-5201 Tools/Under threshold furn/equip	3,792	882		1000
571-5202 Supplies/Materials-Expendable	239	1,005	2,000	2,000
571-5402 Publications/Subscriptions	2,345	352	3,000	3,000
571-5403 Memberships/Schools				250
<b>Total Materials &amp; Supplies</b>	<b>7,282</b>	<b>3,090</b>	<b>6,000</b>	<b>7,750</b>
<b>Capital:</b>				
571-6401 Machinery and Equipment		15,166		
571-6601 Books-General Collections	12,684	19,205	20,000	15,000
571-6603 Books-Reference	6,695	6,453		5,000
571-6604 Visual Aids	1,542	1,330	1,000	1,500
<b>Total Capital</b>	<b>20,922</b>	<b>42,154</b>	<b>21,000</b>	<b>21,500</b>
<b>Total Expenditures</b>	<b>31,400</b>	<b>47,152</b>	<b>30,500</b>	<b>32,844</b>

**City of Plantation**  
**Community Redevelopment Agency**  
**110-1000**



(1) Budgeted under Planning, Zoning and Development

**City of Plantation  
Community Redevelopment Agency  
110-1000**

**Staffing Levels**

	FY 2011	FY 2012	FY 2013
Redevelopment Administrator	1	1	1
Office Assistant - P/T	1	1	1
<b>Total Budgeted Positions</b>	<b>2</b>	<b>2</b>	<b>2</b>

**Budget Summary**

	Actual FY 2011	Budget FY 2012	Adopted FY 2013
<u>Expenditures</u>			
Personal Services	121,797	121,617	127,756
Operating Expenditures	120,846	157,568	156,701
Non-Operating Expenditures	855,905	912,192	718,961
Capital Outlay	-	-	-
<b>Expenditures Totals</b>	<b>1,098,548</b>	<b>1,191,377</b>	<b>1,003,418</b>

**City of Plantation  
Community Redevelopment Agency  
110-0000**

	<b>Actual FY 2010</b>	<b>Actual FY 2011</b>	<b>Adopted FY 2012</b>	<b>Proposed FY 2013</b>
<b>Revenue:</b>				
<b>Other General Taxes</b>				
319-0001 Other Taxes-Incremental tax	1,234,207	1,095,801	1,090,000	1,002,179
<b>Total Other General Taxes</b>	<b>1,234,207</b>	<b>1,095,801</b>	<b>1,090,000</b>	<b>1,002,179</b>
<b>Charges for Services</b>				
349-0004 O-Insurance premiums-Dependants/Retirements				400
<b>Total Charges for Services</b>				<b>400</b>
<b>Misc Revenue</b>				
361-9999 Interest and other earnings-Allocated	10,303	2,747	1,377	353
369-9900 Other misc earnings-Allocated				486
<b>Total Misc Revenue</b>	<b>10,303</b>	<b>2,747</b>	<b>1,377</b>	<b>839</b>
<b>Appropriated Fund Balance</b>				
389-9001 Appropriated Fund Balance			100,000	
<b>Total Appropriated Fund Balance</b>			<b>100,000</b>	
<b>Total Revenue</b>	<b>1,244,510</b>	<b>1,098,548</b>	<b>1,191,377</b>	<b>1,003,418</b>



**City of Plantation  
Community Redevelopment Agency  
110-1000**

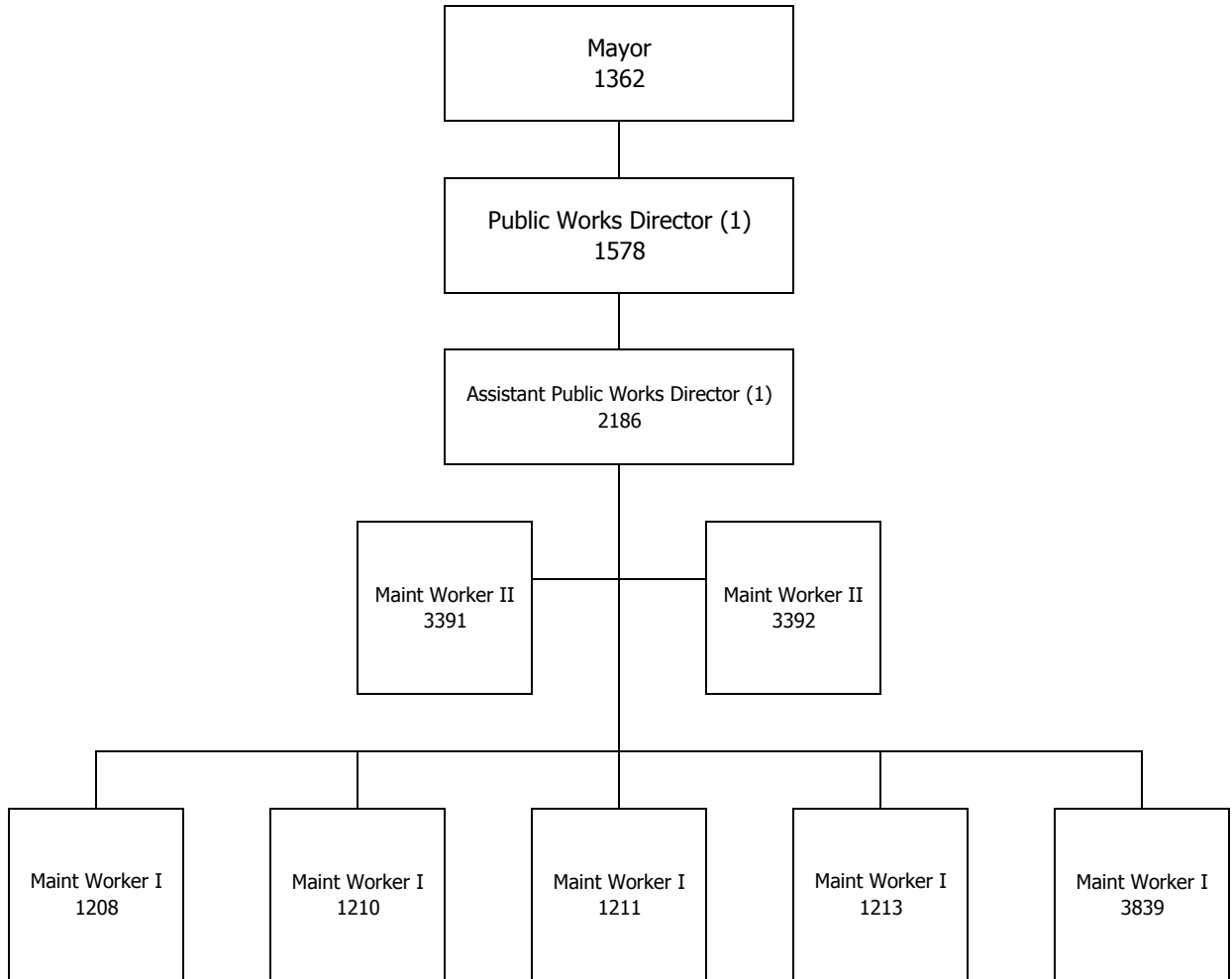
	Actual FY 2010	Actual FY 2011	Adopted FY 2012	Adopted FY 2013
<b>Expenditures:</b>				
<b>Salaries and Wages:</b>				
554-1201 Payroll-Pension Qualified	65,853	67,343	67,548	66,769
554-1301 Non-Pension Qualified	12,180	15,592	15,916	16,204
<b>Total Salaries and Wages</b>	<b>78,033</b>	<b>82,935</b>	<b>83,464</b>	<b>82,973</b>
<b>Employee Benefits:</b>				
554-2199 FICA	6,017	6,355	6,385	6,347
554-2299 Retirement-Required Employer Contribution	8,508	10,891	11,157	14,116
554-2308 Life Insurance Benefit	107	126	102	102
554-2313 Long Term Disability Benefit	167	207	230	230
554-2399 Health Benefits	17,521	20,967	20,031	23,733
554-2499 Worker's Compensation	214	315	248	255
<b>Total Employee Benefits</b>	<b>32,534</b>	<b>38,862</b>	<b>38,153</b>	<b>44,783</b>
<b>Services:</b>				
554-3101 Employment testing services		47	200	200
554-3102 Consultants	8,400			
554-3199 Legal-Allocation	37,610	8,956	15,000	15,000
554-3401 Bank service fees			318	201
554-4001 Food and shelter	483		500	450
554-4002 Transportation costs	1,065	649	850	850
554-4101 Postage/shipping charges	384	55	500	400
554-4102 Communications	1,098	1,220	1,300	1,300
554-4103 Electronic services-User fees	599	599	600	600
554-4301 Electricity	1,110	1,089	1,200	1,200
554-4401 Rentals	16,899	16,597	31,000	31,000
554-4606 R/M-Maintenance contract	1,209	1,745	2,000	2,000
554-4701 Printing and binding	237	118	500	500
554-4803 Advertising	88		1,000	500
554-4806 Promotional materials/services	919	8	250	250
554-4920 Allocated operating costs		87,800	100,000	100,000
<b>Total Services</b>	<b>70,101</b>	<b>118,884</b>	<b>155,218</b>	<b>154,451</b>
<b>Materials &amp; Supplies:</b>				
554-5101 Supplies-Office	539	463	800	500
554-5201 Tools/Under threshold furn/equip	738	129		350
554-5403 Memberships/Schools	1,199	1,371	1,550	1,400
<b>Total Materials &amp; Supplies</b>	<b>2,477</b>	<b>1,963</b>	<b>2,350</b>	<b>2,250</b>
<b>Non Operating:</b>				
581-9127 Interfund tfrs-Out-CRA Escrow	1,061,365	347,876	912,192	718,961
581-9130 Interfund tfrs-Out-CRA Designated Capital Improv		508,029		
<b>Total Non Operating</b>	<b>1,061,365</b>	<b>855,905</b>	<b>912,192</b>	<b>718,961</b>
<b>Total Expenditures</b>	<b>1,244,510</b>	<b>1,098,549</b>	<b>1,191,377</b>	<b>1,003,418</b>

**City of Plantation  
Community Redevelopment Agency  
110-1000**

**Foot Notes - 2013**

<b>554-4001</b>	<b>Food and shelter</b> <i>Florida Redev Assoc Conference</i> <i>Local Meetings/Seminars</i>	400 50 <hr/> <b>450</b>
<b>554-4002</b>	<b>Transportation costs</b> <i>Florida Redev Assoc Conference</i> <i>Local Meetings</i>	200 650 <hr/> <b>850</b>
<b>554-4401</b>	<b>Rentals</b> <i>Office rental expenses</i>	
<b>554-4606</b>	<b>R/M-Maintenance contract</b> <i>New color copier to include fax, scanner, and network connections. (This will replace 3 pieces of outdated equipment, fax, scanner, and color printer)</i>	
<b>554-4701</b>	<b>Printing and binding</b> <i>Information brochures, packet inserts, FPL project notices.</i>	
<b>554-4806</b>	<b>Promotional materials/services</b> <i>Reserved for one business event (FPL project) at CRA office.</i>	
<b>554-5201</b>	<b>Tools/Under threshold furn/equip</b> <i>Storage Cabinet</i>	
<b>554-5403</b>	<b>Memberships/Schools</b> <i>American Planning Association</i> <i>Community Redev Agency District Dues</i> <i>Florida Redev Assoc Conference</i> <i>Florida Redev Assoc Dues</i> <i>Local Meetings/Seminars</i>	350 175 325 400 150 <hr/> <b>1,400</b>
	<b>Salary Contingency</b> <i>Annual Leave/Sick Leave</i>	<hr/> 1,648 <hr/> <b>1,648</b>

**City of Plantation**  
**Road & Traffic Control**  
**113-1300**



(1) Budgeted under Public Works

**City of Plantation  
Road and Traffic Control  
113-1300**

**Staffing Levels**

	FY 2011	FY 2012	FY 2013
Maintenance Worker II	2	2	2
Maintenance Worker I	5	5	5
<b>Total Budgeted Positions</b>	<b>7</b>	<b>7</b>	<b>7</b>

**Budget Summary**

	Actual FY 2011	Budget FY 2012	Adopted FY 2013
<u>Expenditures</u>			
Personal Services	802,722	828,569	824,620
Operating Expenditures	1,397,274	1,656,013	1,800,334
Capital Outlay	53,682	181,000	381,000
<b>Expenditures Totals</b>	<b>2,253,678</b>	<b>2,665,582</b>	<b>3,005,954</b>

**City of Plantation  
Road and Traffic Control  
113-0000**

	Actual FY 2010	Actual FY 2011	Adopted FY 2012	Proposed FY 2013
<b>Revenue:</b>				
<b>Other General Taxes</b>				
312-3000 County Ninth-Cent Voted Fuel Tax	191,745	192,190	200,000	190,000
312-4100 First Local Option Fuel Tax	862,548	857,593	900,000	855,000
312-4110 Second Local Option Fuel Tax-1st-3rd Cents	531,951	532,957	550,000	533,500
312-4200 Second Local Option Fuel Tax-5th Cent	89,709	90,091	92,000	91,000
<b>Total Other General Taxes</b>	<b>1,675,953</b>	<b>1,672,830</b>	<b>1,742,000</b>	<b>1,669,500</b>
<b>Intergovernmental</b>				
331-4900 Federal Grants-T-Other Transportation		131,200		
335-4900 State shared revenues-T-Other Transportation	629,263	657,722	615,000	619,700
<b>Total Intergovernmental</b>	<b>629,263</b>	<b>788,922</b>	<b>615,000</b>	<b>619,700</b>
<b>Charges for Services</b>				
343-9001 PE-Grounds maintenance fees		712		550
349-0004 O-insurance premiums-dependant/Retirements	1,148	1,190		1,624
<b>Total Charges for Services</b>	<b>1,148</b>	<b>1,903</b>		<b>2,174</b>
<b>Misc Revenue</b>				
361-1003 Interest/penalties on AR invoices		449		320
361-9999 Interest and other earnings-Allocated	9,446	5,213	866	763
366-0003 Contributions and donations-Variou	40	30,780		
369-9001 Other misc revenue	137,991	137,991	137,991	137,991
369-9900 Other misc earnings-Allocated				1,049
<b>Total Misc Revenue</b>	<b>147,477</b>	<b>174,433</b>	<b>138,857</b>	<b>140,123</b>
<b>Appropriated Fund Balance</b>				
389-9001 Appropriated Fund Balance			169,725	574,457
<b>Total Appropriated Fund Balance</b>			<b>169,725</b>	<b>574,457</b>
<b>Total Revenue</b>	<b>2,453,841</b>	<b>2,638,088</b>	<b>2,665,582</b>	<b>3,005,954</b>

**City of Plantation  
Road and Traffic Control  
113-1300**

	Actual FY 2010	Actual FY 2011	Adopted FY 2012	Adopted FY 2013
<b>Expenditures:</b>				
<b>Salaries and Wages:</b>				
541-1201 Payroll-Pension Qualified	175,944	182,392	197,974	194,191
541-1301 Payroll-Non-Pension Qualified	3,503	2,743	2,743	4,039
541-1401 Payroll-Overtime		30		
541-1601 Allocated payroll-sidewalk repair	62,147	120,946	440,450	440,450
541-1602 Allocated payroll-road and street sign repair	160,587	91,070		
541-1603 Allocated payroll-right of way program		1,248		
541-1604 Allocated payroll-vehicle repair	1,542	186		
541-1605 Allocated payroll-median maintenance	215,820	218,539		
541-1606 Allocated payroll-drainage	352			
541-1607 Allocated payroll-light maintenance		8,461		
<b>Total Salaries and Wages</b>	<b>619,895</b>	<b>625,615</b>	<b>641,167</b>	<b>638,680</b>
<b>Employee Benefits:</b>				
541-2199 FICA	13,532	13,940	15,355	15,165
541-2299 Retirement-Required Employer Contribution	22,757	32,255	32,699	41,056
541-2308 Life Insurance Benefit	713	464	365	416
541-2313 Long Term Disability Benefit	1,118	545	598	683
541-2399 Health Benefits	116,113	123,343	121,529	112,045
541-2499 Worker's Compensation	4,975	6,560	16,855	16,576
<b>Total Employee Benefits</b>	<b>159,208</b>	<b>177,107</b>	<b>187,402</b>	<b>185,940</b>
<b>Services:</b>				
541-3101 Employment testing services	101	293	300	300
541-3199 Legal-Allocation			500	100
541-3401 Bank service fees			313	434
541-4004 Public transportation-community bus	402,194	404,204	420,000	420,000
541-4305 Debris removal	14,114	13,698	15,000	15,000
541-4307 Street/traffic lights	689,673	688,438	750,000	750,000
541-4601 R/M-Equipment	12,301	8,840	15,000	15,000
541-4602 R/M-Tires	7,424	9,948	13,000	15,000
541-4603 R/M-Vehicles	22,689	25,456	25,000	27,000
541-4606 R/M-Maintenance contract	43,333	43,305	46,000	46,000
541-4608 R/M-FDOT Street Lights Maintenance	17,663	16,455	60,000	40,000
541-4609 R/M-Bus shelters	14	313	1,000	1,000
541-4630 R/M-Bridges			100,000	100,000
541-4631 R/M-Walkways	35,488	28,010	40,000	40,000
<b>Total Services</b>	<b>1,244,994</b>	<b>1,238,960</b>	<b>1,486,113</b>	<b>1,469,834</b>
<b>Materials &amp; Supplies:</b>				
541-5202 Supplies/Materials-Expendable	3,910	2,398	6,000	6,000
541-5203 Supplies-Fuel	58,679	77,793	70,000	80,000
541-5205 Supplies-Uniforms/Protective gear	1,133	1,097	1,500	2,100
541-5301 R/M Pavement Program		11,801		150,000
541-5302 R/M Streets	18,345	24,969	22,400	22,400
541-5303 Streets signs/Markings	15,431	17,846	20,000	20,000
541-5304 Materials/Labor-Drainage system	17,433	22,410	50,000	50,000
<b>Total Materials &amp; Supplies</b>	<b>114,930</b>	<b>158,314</b>	<b>169,900</b>	<b>330,500</b>

**City of Plantation  
Road and Traffic Control  
113-1300**

	Actual FY 2010	Actual FY 2011	Adopted FY 2012	Adopted FY 2013
<b>Expenditures:</b>				
<b>Capital:</b>				
541-6202 Structures-Bus Shelters	175,795	17,279		
541-6301 Infrastructure		36,402		
541-6401 Machinery and Equipment			181,000	381,000
<b>Total Capital</b>	175,795	53,682	181,000	381,000
<b>Total Expenditures</b>	2,314,822	2,253,678	2,665,582	3,005,954

**City of Plantation**  
**Road and Traffic Control**  
**113-1300**

**Foot Notes - 2013**

- 541-3101 Employment testing services**  
*Criminal background checks \$25.50 and driver license verifications \$7. Required FDOT, CDL Drug Testing, Pre-Employment drug test @ \$28.00.*
- 541-3108 Traffic engineering**  
*Traffic studies for signalization, signs, and roadway improvements, including traffic calming. Work to be approved by City Engineer.*
- 541-4004 Public transportation-community bus**  
*Monies to offset the cost of running the tram shuttle system. Broward County Transit Program to assist.*
- 541-4305 Debris removal**  
*Disposal costs for sweeper debris and drainage catchbasin material to County dump, (\$75 per ton), classified hazardous waste by FDEP. Disposal of used asphalt and concrete. The removal of all illegally dumped items within the City limits.*
- 541-4307 Street/traffic lights**  
*Payments to FPL for street lighting. Annual traffic signalization maintenance cost per Broward County and maintenance of traffic signals and pedestrian lights.*
- 541-4601 R/M-Equipment**  
*Repairs to equipment; asphalt saws, jack hammer, hydraulic equipment, concrete cutters, concrete mixers, trencher, striping machines, and all heavy equipment. Annual fire extinguisher inspection, heavy equipment.*
- 541-4602 R/M-Tires**  
*Tire replacement and repairs for light and heavy trucks, trailers, and all heavy equipment through natural wear.*
- 541-4603 R/M-Vehicles**  
*Preventative maintenance and repairs of all heavy equipment, dump trucks, Jet Vac, Backhoe, Front End Loader, Bobcat, Sweeper, small pick-up and large trucks. Annual fire extinguisher inspection for all vehicles.*
- 541-4606 R/M-Maintenance contract**  
*Grass maintenance on Peters Rd. and Sunrise Blvd.*
- 541-4608 R/M-FDOT Street Lights Maintenance**  
*Replacement, repair and maintenance of any and all FDOT street lights City wide per agreement between City and Florida Department of Transportation, signed by Engineering. Shared funding provided by both FDOT and City of Plantation.*
- 541-4609 R/M-Bus shelters**  
*Maintenance and repairs of all City owned bus shelters.*
- 541-4630 R/M-Bridges**  
*Repair and maintenance of City owned bridges.*
- 541-4631 R/M-Walkways**  
*Repair, maintain and construct sidewalks and paths. This includes the purchase of rock, sand and cement. Construction and repairs (including ADA sidewalk and roadway connections) at various locations within the City.*



**City of Plantation  
Road and Traffic Control  
113-1300**

**Foot Notes - 2013**

- 541-5202 Supplies/Materials-Expendable**  
*Asphalt rakes, marking paint, saw blades, shovels, picks, post hole diggers, work signs, drainage plugs, and all other associated equipment. Camera batteries for inspection and documentation.*
- 541-5205 Supplies-Uniforms/Protective gear**  
*The purchase and replacement of uniform hats, shirts, pants, safety glasses, rain gear, safety shoes, back support belts, work gloves, rubber boots, ear protection and FDOT required safety vests for all employees working in road right-of-ways.*
- 541-5301 R/M Pavement Program**  
*Zone 10 road rejuvenation.*
- 541-5302 R/M Streets**  
*Repairs to roadways, such as: patching potholes, crack sealing, roadway edge repairs, and emergency asphalt repairs to small damaged areas.*
- 541-5303 Streets signs/Markings**  
*Materials needed for traffic control; stop signs, street signs, informational signs and sign posts. Paint and thermo-plastic material for street striping and street marking. Also includes graffiti remover and sign cleaner.*
- 541-5304 Materials/Labor-Drainage system**  
*Repairs to drain lines, outfalls, drain aprons, replacement grates, hardware, catch basins, headwalls and concrete drainage swales. Costs for televised inspections of existing drainage infrastructure. All major repairs by outside contractors.*
- Salary Contingency**  
*Annual Leave/Sick Leave* 2,339  
*Longevity* 1,700  
4,039

**City of Plantation  
State Housing Initiative Partnership  
114-0000**

	Actual FY 2010	Actual FY 2011	Adopted FY 2012	Adopted FY 2013
<b>Revenue:</b>				
<b>Intergovernmental</b>				
334-5001 State Grants-Econ Envir-Recoveries	4,038			
<b>Total Intergovernmental</b>	<b>4,038</b>			
<b>Misc Revenue</b>				
361-9999 Interest and other earnings-Allocated	6,578	2,661	893	373
369-9900 Other misc earnings-Allocated				513
<b>Total Misc Revenue</b>	<b>6,578</b>	<b>2,661</b>	<b>893</b>	<b>886</b>
<b>Appropriated Fund Balance</b>				
389-9001 Appropriated Fund Balance			65,877	80,176
<b>Total Appropriated Fund Balance</b>			<b>65,877</b>	<b>80,176</b>
<b>Total Revenue</b>	<b>10,616</b>	<b>2,661</b>	<b>66,770</b>	<b>81,062</b>

**Expenditures:**

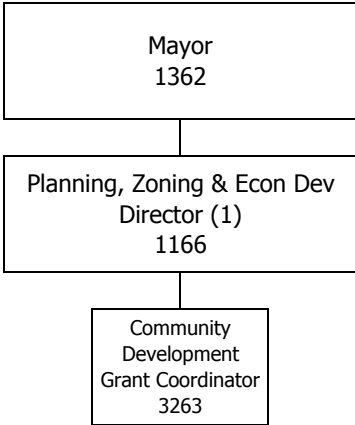
<b>Services:</b>				
554-3102 Consultants	947		3,950	11,850
554-3199 Legal-Allocation	1,085	98	2,700	1,500
554-3401 Bank service fees			270	212
<b>Total Services</b>	<b>2,032</b>	<b>98</b>	<b>6,920</b>	<b>13,562</b>
<b>Grants and Aids:</b>				
554-8210 Minor home repair/weatherization	249,929	149,911	59,850	67,500
554-8211 Home purchase assistance	40,020	30		
554-8215 Rental Assistance and Eviction Prevention	2,107	2,470		
<b>Total Grants and Aids</b>	<b>292,056</b>	<b>152,411</b>	<b>59,850</b>	<b>67,500</b>
<b>Total Expenditures</b>	<b>294,088</b>	<b>152,509</b>	<b>66,770</b>	<b>81,062</b>

**City of Plantation  
State Housing Initiative Program  
114-0000**

**Foot Notes - 2013**

<b>554-8210</b>	<b>Minor home repair/weatherization</b> <i>Rollover funds</i>	<u>67,500</u> <u><b>67,500</b></u>
-----------------	--	---------------------------------------

**City of Plantation**  
**Community Development Block Grant**  
**115-6600**



(1) Budgeted under Planning, Zoning and Development

**City of Plantation  
Community Development Block Grant  
115-6600**

**Staffing Levels**

	FY 2011	FY 2012	FY 2013
Community Dev Grant Coordinator	1	1	1
<b>Total Budgeted Positions</b>	<b>1</b>	<b>1</b>	<b>1</b>

**Budget Summary**

	Actual FY 2011	Budget FY 2012	Adopted FY 2013
<u>Expenditures</u>			
Personal Services	91,557	90,880	87,260
Operating Expenditures	98,406	453,350	584,519
Non-Operating Expenditures	209,567	-	-
Capital Outlay	73,980	378,450	50,000
<b>Expenditures Totals</b>	<b>473,510</b>	<b>922,680</b>	<b>721,779</b>

**City of Plantation  
Community Development Block Grant  
115-0000**

	Actual FY 2010	Actual FY 2011	Adopted FY 2012	Adopted FY 2013
<b>Revenue:</b>				
<b>Intergovernmental</b>				
331-2000 Federal Grants-Public Safety	255,243	70		
331-3900 Federal Grants-PE-Other Physical Environment	920,626	422,461	877,680	709,566
331-8000 Federal Grants-Federal Hurricane Relief		162,321		
<b>Total Intergovernmental</b>	<b>1,175,869</b>	<b>584,852</b>	<b>877,680</b>	<b>709,566</b>
<b>Misc Revenue</b>				
345-1000 NSP Administrative Cost Recovery		3,148		
361-9999 Interest and other earnings-Allocated	770	1,628		65
369-9900 Other misc earnings-Allocated				89
<b>Total Misc Revenue</b>	<b>770</b>	<b>4,775</b>		<b>154</b>
<b>Other Sources</b>				
381-0104 Interfund tfrs-In-NSP 3			22,500	6,045
381-0105 Interfund tfrs-In-NSP			22,500	6,014
381-0331 Interfund tfrs-In-Designated Capital and Improv	1,340			
<b>Other Sources</b>	<b>1,340</b>		<b>45,000</b>	<b>12,059</b>
<b>Total Revenue</b>	<b>1,177,979</b>	<b>589,628</b>	<b>922,680</b>	<b>721,779</b>

**City of Plantation  
Community Development Block Grant  
115-6600**

	Actual FY 2010	Actual FY 2011	Adopted FY 2012	Adopted FY 2013
<b>Expenditures:</b>				
<b>Salaries and Wages:</b>				
554-1201 Payroll-Pension Qualified	58,980	60,314	60,498	59,800
554-1301 Payroll-Non-Pension Qualified		1,250	1,250	1,250
<b>Total Salaries and Wages</b>	<b>58,980</b>	<b>61,564</b>	<b>61,748</b>	<b>61,050</b>
<b>Employee Benefits:</b>				
554-2199 FICA	4,330	4,522	4,724	4,671
554-2299 Retirement-Required Employer Contribution	7,620	9,635	9,992	12,643
554-2308 Life Insurance Benefit	113	126	102	102
554-2313 Long Term Disability Benefit	178	182	206	206
554-2399 Health Life Benefits	18,166	15,223	13,918	8,400
554-2499 Worker's Compensation	179	305	191	189
<b>Total Employee Benefits</b>	<b>30,587</b>	<b>29,993</b>	<b>29,132</b>	<b>26,210</b>
<b>Services:</b>				
554-3199 Legal-Allocation	140	29	1,000	
554-3401 Bank service fees				37
554-4001 Food and shelter	24	140	50	
554-4002 Transportation costs	19	72	50	
554-4101 Postage/shipping charges	20	169	150	
554-4102 Communications	286	209	300	
554-4701 Printing and binding	35	28	50	
554-4803 Advertising	2,014	1,533	2,000	
554-4908 Housing Rehabilitation	30,167		385,150	511,300
554-4909 Public Services	76,132	96,034	64,500	73,000
<b>Total Services</b>	<b>108,837</b>	<b>98,215</b>	<b>453,250</b>	<b>584,337</b>
<b>Materials &amp; Supplies:</b>				
554-5101 Supplies-Office	10	191	100	182
<b>Total Materials &amp; Supplies</b>	<b>10</b>	<b>191</b>	<b>100</b>	<b>182</b>
<b>Capital:</b>				
554-6302 Improvements	363,203	73,980	378,450	50,000
554-6401 Machinery and Equipment	88,315			
<b>Total Capital</b>	<b>451,518</b>	<b>73,980</b>	<b>378,450</b>	<b>50,000</b>
<b>Non Operating:</b>				
581-9140 Interfund trfrs-Out-Operations and Maintenance	123,588	209,567		
<b>Total Non Operating</b>	<b>123,588</b>	<b>209,567</b>		
<b>Total Expenditures</b>	<b>773,520</b>	<b>473,510</b>	<b>922,680</b>	<b>721,779</b>

**City of Plantation  
Community Development Block Grant  
115-6600**

**Foot Notes - 2013**

**554-4908    Housing Rehabilitation**

*New funds*

246,600

*Rollover funds*

264,700

511,300

**554-4909    Public Services**

*Grants for public services approved by City Council at the end of July.*

**Salary Contingency**

*Longevity Pay*

1,250

1,250



**City of Plantation  
State Forfeitures  
116-0000**

	Actual FY 2010	Actual FY 2011	Adopted FY 2012	Adopted FY 2013
<b>Revenue:</b>				
<b>Fines &amp; Forfeitures</b>				
359-0001 Forfeiture-City	61,005	71,902		
<b>Total Fines &amp; Forfeitures</b>	<u>61,005</u>	<u>71,902</u>		
<b>Misc Revenue</b>				
361-9999 Interest and other earnings-Allocated	400	439		81
369-9900 Other misc earnings-Allocated				<u>112</u>
<b>Total Misc Revenue</b>	<u>400</u>	<u>439</u>		<u>193</u>
<b>Appropriated Fund Balance</b>				
389-9001 Appropriated Fund Balance			200	
<b>Total Appropriated Fund Balance</b>			<u>200</u>	
<b>Total Revenue</b>	<u><u>61,405</u></u>	<u><u>72,341</u></u>	<u><u>200</u></u>	<u><u>193</u></u>
<b>Expenditures:</b>				
<b>Services:</b>				
521-3199 Legal-Allocation			200	147
521-3401 Bank service fees				<u>46</u>
<b>Total Services</b>			<u>200</u>	<u>193</u>
<b>Materials &amp; Supplies:</b>				
521-5209 Special police account	13,500	13,266		
<b>Total Materials &amp; Supplies</b>	<u>13,500</u>	<u>13,266</u>		
<b>Capital:</b>				
521-6401 Machinery and Equipment	23,700	6,365		
<b>Total Capital</b>	<u>23,700</u>	<u>6,365</u>		
<b>Total Expenditures</b>	<u><u>37,200</u></u>	<u><u>19,631</u></u>	<u><u>200</u></u>	<u><u>193</u></u>

**City of Plantation  
Federal Forfeitures  
118-0000**

	Actual FY 2010	Actual FY 2011	Adopted FY 2012	Adopted FY 2013
<b>Revenue:</b>				
<b>Intergovernmental</b>				
331-2000 Federal Grants - Public Safety	7,672	9,395		
<b>Total Intergovernmental</b>	<u>7,672</u>	<u>9,395</u>		
<b>Fines &amp; Forfeitures</b>				
359-0002 Forfeiture-State	29,825	42,943		
<b>Total Fines &amp; Forfeitures</b>	<u>29,825</u>	<u>42,943</u>		
<b>Misc Revenue</b>				
361-9999 Interest and other earnings-Allocated	13,132	3,867	1,718	373
369-9900 Other misc earnings-Allocated				514
<b>Total Misc Revenue</b>	<u>13,132</u>	<u>3,867</u>	<u>1,718</u>	<u>887</u>
<b>Appropriated Fund Balance</b>				
389-9001 Appropriated Fund Balance			145,089	
<b>Total Appropriated Fund Balance</b>			<u>145,089</u>	
<b>Total Revenue</b>	<u><u>50,629</u></u>	<u><u>56,204</u></u>	<u><u>146,807</u></u>	<u><u>887</u></u>
<b>Expenditures</b>				
<b>Services:</b>				
521-3401 Bank service fees			517	213
<b>Total Services</b>			<u>517</u>	<u>213</u>
<b>Materials &amp; Supplies:</b>				
521-5209 Special police account	103,554	54,659		674
<b>Total Materials &amp; Supplies</b>	<u>103,554</u>	<u>54,659</u>	<u>0</u>	<u>674</u>
<b>Capital:</b>				
521-6401 Machinery and Equipment	959,947	536,339	146,290	
<b>Total Capital</b>	<u>959,947</u>	<u>536,339</u>	<u>146,290</u>	
<b>Total Expenditures</b>	<u><u>1,063,501</u></u>	<u><u>590,998</u></u>	<u><u>146,807</u></u>	<u><u>887</u></u>

**City of Plantation  
 Combined Budget Statement  
 Debt Service Funds  
 Fiscal Year 2012-2013**

	<u>2003 Bond Sinking Fund</u>	<u>2003 Bond Reserve Fund</u>	<u>2005 Community Redev Agency Note</u>	<u>Acres IV Note</u>	<u>2005 Community Redev Agency Escrow</u>	<u>Total</u>	<u>Prior Year</u>
<b>REVENUE</b>							
Permits, Fees & Special Assessments	\$ -	\$ -	\$ -	\$ 30,342	\$ -	\$ 30,342	\$ -
Misc Revenue	-	80,750	242	38	381	81,411	84,384
Non-Operating Transfers-In	2,246,490	-	127,956	-	718,961	3,093,407	3,180,763
Appropriated Fund Balance	200,000	-	-	2,765	-	202,765	642,236
<b>TOTAL REVENUE</b>	<b><u>2,446,490</u></b>	<b><u>80,750</u></b>	<b><u>128,198</u></b>	<b><u>33,145</u></b>	<b><u>719,342</u></b>	<b><u>3,407,925</u></b>	<b><u>3,907,383</u></b>
<b>EXPENDITURES</b>							
Operating Expenditures	-	-	58	-	91	149	444
Debt Service	2,446,490	750	128,140	33,145	-	2,608,525	2,810,403
Non-Operating Transfers-Out	-	80,000	-	-	719,251	799,251	1,096,536
<b>TOTAL EXPENDITURES</b>	<b><u>2,446,490</u></b>	<b><u>80,750</u></b>	<b><u>128,198</u></b>	<b><u>33,145</u></b>	<b><u>719,342</u></b>	<b><u>3,407,925</u></b>	<b><u>3,907,383</u></b>
<b>Total Revenue, Expenditures and Other Resources</b>	<b><u>\$ -</u></b>	<b><u>\$ -</u></b>	<b><u>\$ -</u></b>	<b><u>\$ -</u></b>	<b><u>\$ -</u></b>	<b><u>\$ -</u></b>	<b><u>\$ -</u></b>

**City of Plantation  
2003 Bond Sinking  
223-0000**

	Actual FY 2010	Actual FY 2011	Adopted FY 2012	Adopted FY 2013
<b>Revenue:</b>				
<b>Non-Operating</b>				
381-0001 Interfund tfrs-In-General fund	1,865,623	982,946	1,879,621	2,103,570
381-0224 Interfund tfrs-In-2003 Bond Reserve fund		521,063	40,000	80,000
381-0227 Interfund tfrs-In-CRA Escrow fund	115,385	751,700	62,294	62,920
<b>Total Non-Operating</b>	<u>1,981,008</u>	<u>2,255,709</u>	<u>1,981,915</u>	<u>2,246,490</u>
<b>Appropriated Fund Balance</b>				
389-9001 Appropriated fund balance			472,338	200,000
<b>Total Appropriated Fund Balance</b>			<u>472,338</u>	<u>200,000</u>
<b>Total Revenue</b>	<u><u>1,981,008</u></u>	<u><u>2,255,709</u></u>	<u><u>2,454,253</u></u>	<u><u>2,446,490</u></u>
<b>Expenditures:</b>				
<b>Debt Service:</b>				
517-7101 Debt maturities-Principal	1,030,000	1,060,000	1,555,000	1,590,000
517-7201 Interest Expenditure	950,653	924,903	895,753	852,990
517-7301 Bank fees	3,290	3,290	3,500	3,500
<b>Total Debt Service</b>	<u>1,983,943</u>	<u>1,988,193</u>	<u>2,454,253</u>	<u>2,446,490</u>
<b>Total Expenditures</b>	<u><u>1,983,943</u></u>	<u><u>1,988,193</u></u>	<u><u>2,454,253</u></u>	<u><u>2,446,490</u></u>

**City of Plantation  
2003 Bond Reserve  
224-0000**

	Actual FY 2010	Actual FY 2011	Adopted FY 2012	Adopted FY 2013
<b>Revenue:</b>				
<b>Misc Revenue</b>				
361-1001 Investment Interest	42,746	85,480	40,750	80,750
<b>Total Misc Revenue</b>	42,746	85,480	40,750	80,750
<b>Total Revenue</b>	42,746	85,480	40,750	80,750
<b>Expenditures:</b>				
<b>Debt Service:</b>				
517-7301 Bank Fees			750	750
<b>Total Debt Service</b>			750	750
<b>Non Operating:</b>				
581-9123 Interfund tfrs-Out-2003 Bond Sinking		521,063	40,000	80,000
<b>Total Non Operating</b>		521,063	40,000	80,000
<b>Total Expenditures</b>		521,063	40,750	80,750

**City of Plantation  
2005 Community Redevelopment Agency Note  
225-0000**

	Actual FY 2010	Actual FY 2011	Adopted FY 2012	Adopted FY 2013
<b>Revenue:</b>				
<b>Misc Revenue</b>				
361-9999 Interest and other earnings-Allocated	806	98		102
369-9900 Other misc earnings-Allocated				140
<b>Total Misc Revenue</b>	<b>806</b>	<b>98</b>		<b>242</b>
<b>Non-Operating</b>				
381-0227 Interfund tfrs-In-CRA Escrow fund	126,350	128,150	128,140	127,956
<b>Total Non-Operating</b>	<b>126,350</b>	<b>128,150</b>	<b>128,140</b>	<b>127,956</b>
<b>Total Revenue</b>	<b>127,156</b>	<b>128,248</b>	<b>128,140</b>	<b>128,198</b>
<b>Expenditures:</b>				
<b>Services:</b>				
517-3401 Bank service fees				58
<b>Total Services</b>				<b>58</b>
<b>Debt Service:</b>				
517-7101 Debt maturities-Principal	72,304	76,164	80,233	84,517
517-7201 Interest Expenditure	55,836	51,976	47,907	43,623
<b>Total Debt Service</b>	<b>128,140</b>	<b>128,140</b>	<b>128,140</b>	<b>128,140</b>
<b>Total Expenditures</b>	<b>128,140</b>	<b>128,140</b>	<b>128,140</b>	<b>128,198</b>

**City of Plantation  
Acres IV Note  
226-0000**

	Actual FY 2010	Actual FY 2011	Adopted FY 2012	Adopted FY 2013
<b>Revenue:</b>				
<b>Permits, Fees &amp; Special Assessments</b>				
325-1000 Special Assessments	40,590	43,010	6,500	16,944
361-1070 Acres IV Assessment-Interest/Penalties	1,450	16,048	50	13,398
<b>Total Permits, Fees &amp; Special Assessments</b>	<b>42,040</b>	<b>59,058</b>	<b>6,550</b>	<b>30,342</b>
<b>Misc Revenue</b>				
361-9999 Interest and other earnings-Allocated		45		16
369-9900 Other misc earnings-Allocated				22
<b>Total Misc Revenue</b>		<b>45</b>		<b>38</b>
<b>Non-Operating</b>				
381-0333 Interfund tfrs-In-Acres IV Construction		70,697		
<b>Total Non-Operating</b>		<b>70,697</b>		
<b>Appropriated Fund Balance</b>				
389-9001 Appropriated Fund Balance			26,586	2,765
<b>Total Appropriated Fund Balance</b>			<b>26,586</b>	<b>2,765</b>
<b>Total Revenue</b>	<b>42,040</b>	<b>129,800</b>	<b>33,136</b>	<b>33,145</b>
<b>Expenditures:</b>				
<b>Debt Service:</b>				
517-7101 Debt maturities-Principal	10,922	93,195	19,374	20,152
517-7201 Interest Expenditure	8,789	16,922	13,262	12,484
517-7301 Bank Fees	750	438	500	509
<b>Total Debt Service</b>	<b>20,460</b>	<b>110,555</b>	<b>33,136</b>	<b>33,145</b>
<b>Total Expenditures</b>	<b>20,460</b>	<b>110,555</b>	<b>33,136</b>	<b>33,145</b>

**City of Plantation  
2005 Community Redevelopment Agency Escrow  
227-0000**

	Actual FY 2010	Actual FY 2011	Adopted FY 2012	Adopted FY 2013
<b>Revenue:</b>				
<b>Misc Revenue</b>				
361-9999 Interest and other earnings-Allocated	12,609	239	1,476	160
369-9900 Other misc earnings-Allocated				221
<b>Total Misc Revenue</b>	<u>12,609</u>	<u>239</u>	<u>1,476</u>	<u>381</u>
<b>Non-Operating</b>				
381-0110 Interfund tfrs-In-CRA s.r.fund	1,061,365	347,876	912,192	718,961
<b>Total Non-Operating</b>	<u>1,061,365</u>	<u>347,876</u>	<u>912,192</u>	<u>718,961</u>
<b>Appropriated Fund Balance</b>				
389-9001 Appropriated Fund Balance			143,312	
<b>Total Appropriated Fund Balance</b>			<u>143,312</u>	
<b>Total Revenue</b>	<u><u>1,073,974</u></u>	<u><u>348,115</u></u>	<u><u>1,056,980</u></u>	<u><u>719,342</u></u>
<b>Expenditures:</b>				
<b>Services:</b>				
517-3401 Bank service fees			444	91
<b>Total Services</b>			<u>444</u>	<u>91</u>
<b>Non Operating:</b>				
581-9001 Interfund tfrs-Out-General Fund			196,750	191,375
581-9121 Interfund tfrs-Out-2002 Bond sinking	184,000	202,125		
581-9123 Interfund tfrs-Out-2003 Bond Sinking	115,385	751,700	62,294	62,920
581-9125 Intefund trfs-Out-2005 CRA Note	126,350	128,150	128,140	127,956
581-9130 Interfund trfs-Out-CRA Designated Capital Improv	1,431,443		669,352	337,000
<b>Total Non Operating</b>	<u>1,857,178</u>	<u>1,081,975</u>	<u>1,056,536</u>	<u>719,251</u>
<b>Total Expenditures</b>	<u><u>1,857,178</u></u>	<u><u>1,081,975</u></u>	<u><u>1,056,980</u></u>	<u><u>719,342</u></u>



**City of Plantation  
 Combined Budget Statement  
 Capital Project Funds  
 Fiscal Year 2012-2013**

	<b>Community Redevelopment Agency Construction Fund</b>	<b>Designated Capital Improvements Fund</b>	<b>2003 Bond Construction Fund</b>	<b>Total</b>	<b>Prior Year</b>
<b>REVENUE</b>					
Intergovernmental	\$ 174,625	\$ -	\$ 452,000	\$ 626,625	\$ 675,000
Permits, Fees & Special Assessments	-	25,000	-	25,000	25,100
Misc Revenue	6,265	4,993	6,072	17,330	89,890
Non-Operating Transfers-In	337,000	-	-	337,000	1,718,839
Appropriated Balance and Reserves	1,895,711	300,687	3,458,383	5,654,781	5,608,960
<b>TOTAL REVENUE</b>	<b>2,413,601</b>	<b>330,680</b>	<b>3,916,455</b>	<b>6,660,736</b>	<b>8,117,789</b>
<b>EXPENDITURES</b>					
Operating Expenditures	1,501	6,196	1,455	9,152	83,908
Grants and Aids	80,000	-	-	80,000	-
Capital	2,332,100	20,000	2,665,000	5,017,100	6,783,881
Non-Operating Transfers-Out	-	304,484	1,250,000	1,554,484	1,250,000
<b>TOTAL EXPENDITURES</b>	<b>2,413,601</b>	<b>330,680</b>	<b>3,916,455</b>	<b>6,660,736</b>	<b>8,117,789</b>
<b>Total Revenue, Expenditures and Other Resources</b>	<b>\$ -</b>	<b>\$ -</b>	<b>\$ -</b>	<b>\$ -</b>	<b>\$ -</b>

**City of Plantation**  
**CRA Designated Capital Improvements**  
**330-0000**

	Actual FY 2010	Actual FY 2011	Adopted FY 2012	Adopted FY 2013
<b>Revenue:</b>				
<b>Intergovernmental</b>				
334-3900 State Grants-Physical Environment			175,000	174,625
334-4900 State Grants-T-Other Transportation	7,970	116		
<b>Total Intergovernmental</b>	<u>7,970</u>	<u>116</u>	<u>175,000</u>	<u>174,625</u>
<b>Misc Revenue</b>				
361-9999 Interest and other earnings-Allocated	21,735	19,629	4,038	2,637
369-9900 Other misc earnings-Allocated				3,628
<b>Total Misc Revenue</b>	<u>21,735</u>	<u>19,629</u>	<u>4,038</u>	<u>6,265</u>
<b>Non-Operating</b>				
381-0110 Interfund tfrs-In-CRA s.r.fund		508,029		
381-0227 Interfund tfrs-In-CRA Escrow fund	1,431,443		669,352	337,000
<b>Total Non-Operating</b>	<u>1,431,443</u>	<u>508,029</u>	<u>669,352</u>	<u>337,000</u>
<b>Appropriated Fund Balance</b>				
389-9001 Appropriated fund balance			2,132,291	1,895,711
<b>Total Appropriated Fund Balance</b>			<u>2,132,291</u>	<u>1,895,711</u>
<b>Total Revenue</b>	<u><u>1,461,148</u></u>	<u><u>527,773</u></u>	<u><u>2,980,681</u></u>	<u><u>2,413,601</u></u>
<b>Expenditures:</b>				
<b>Services:</b>				
554-3199 Legal-Allocation			1,300	
554-3401 Bank service fees			1,216	1,501
<b>Total Services</b>			<u>2,516</u>	<u>1,501</u>
<b>Capital:</b>				
554-6101 Trailer Park	391,134			
554-6301 Infrastructure	956,874			
554-6302 Improvements	343,848	82,892	2,978,165	2,332,100
<b>Total Capital</b>	<u>1,691,856</u>	<u>82,892</u>	<u>2,978,165</u>	<u>2,332,100</u>
<b>Grants and Aids:</b>				
554-8221 Catalytic investment strategy	93,321			
559-8220 Financial incentives				80,000
<b>Total Grants and Aids</b>	<u>93,321</u>			<u>80,000</u>
<b>Non Operating:</b>				
581-9140 Interfund tfrs-Out-Operations and Maintenance		51,731		
<b>Total Non Operating</b>		<u>51,731</u>		
<b>Total Expenditures</b>	<u><u>1,785,177</u></u>	<u><u>134,624</u></u>	<u><u>2,980,681</u></u>	<u><u>2,413,601</u></u>

**City of Plantation**  
**Designated Capital Improvements and Reserve**  
**331-0000**

	Actual FY 2010	Actual FY 2011	Adopted FY 2012	Adopted FY 2013
<b>Revenue:</b>				
<b>Permits, Fees &amp; Special Assessments</b>				
347-5400 PAL Non-Resident Fees - CIP	34,604	27,251	25,100	25,000
<b>Total Permits, Fees &amp; Special Assessments</b>	<b>34,604</b>	<b>27,251</b>	<b>25,100</b>	<b>25,000</b>
<b>Intergovernmental</b>				
331-2000 Federal Grants-Public Safety	19,454			
331-4900 Federal Grants-T-Other Transportation		309,050	500,000	
331-7000 Federal Grants-Culture/Recreation	131,224			
331-8000 Federal Grants-Federal Hurricane Relief		392,570		
331-8500 Federal Grants-Homeland Security Relief		130,899		
334-3900 State Grants-PE-Other Physical Environment	42,738			
337-7000 Grants from other local units-Culture/Recreation	73,815	20,200		
<b>Total Intergovernmental</b>	<b>267,231</b>	<b>852,719</b>	<b>500,000</b>	
<b>Misc Revenue</b>				
361-9999 Interest and other earnings-Allocated	125,271	40,825	15,236	2,102
365-0001 Sales of surplus materials and scrap	1,070,278			
366-0002 Contributions and donations-Tree Beautification	53,393		45,850	
366-0003 Contributions and donations-Various	5,000	554,664	6,000	
369-9001 Other Misc revenue	26,667	9,618	14,000	
369-9900 Other misc earnings-Allocated				2,891
<b>Total Misc Revenue</b>	<b>1,280,609</b>	<b>605,106</b>	<b>81,086</b>	<b>4,993</b>
<b>Non-Operating</b>				
381-0334 Interfund tfrs-In-2002 Bond Construction	410,698			
384-0001 Governmental Funds Debt Proceeds	2,750,000			
<b>Total Non-Operating</b>	<b>3,160,698</b>			
<b>Appropriated Fund Balance</b>				
389-9001 Appropriated Fund Balance			1,049,487	300,687
<b>Total Appropriated Fund Balance</b>			<b>1,049,487</b>	<b>300,687</b>
<b>Total Revenue</b>	<b>4,743,142</b>	<b>1,485,077</b>	<b>1,655,673</b>	<b>330,680</b>

**City of Plantation**  
**Designated Capital Improvements and Reserve**  
**331-0000**

	Actual FY 2010	Actual FY 2011	Adopted FY 2012	Adopted FY 2013
<b>Expenditures:</b>				
<b>Services:</b>				
511-3199 Legal-Allocation	18,000			
513-3102 Consultants	43,631	58,932	50,000	
513-3401 Bank service fees			4,457	1,196
513-3402 Outside service fees		2,880		
519-3199 Legal-Allocation			500	
539-4611 R/M-Tree beautification	4,427		10,000	
<b>Total Services</b>	<b>66,058</b>	<b>61,812</b>	<b>64,957</b>	<b>1,196</b>
<b>Materials &amp; Supplies:</b>				
521-5201 Tools/Under threshold furn/equip	7,839	16,686	10,000	
572-5201 Tools/Under threshold furn/equip	705	28,038	5,000	5,000
<b>Total Materials &amp; Supplies</b>	<b>8,545</b>	<b>44,724</b>	<b>15,000</b>	<b>5,000</b>
<b>Capital:</b>				
513-6401 Machinery and Equipment	86,930	60,277	30,000	
519-6301 Infrastructure	53,928	22,171		
519-6302 Improvements	1,395,353			
519-6401 Machinery and Equipment	230,417	116,288	66,450	
521-6201 Building	200,906			
521-6401 Machinery and Equipment	19,464		509,000	
522-6201 Building	103,542			
522-6401 Machinery and Equipment		874,300	386,266	
526-6401 Machinery and Equipment			15,000	
539-6302 Improvements	1,063,445	34,893		
572-6101 Land	2,692,224			
572-6302 Improvements	250,713	385,978	569,000	
572-6401 Machinery and Equipment	14,872	49,851		20,000
<b>Total Capital</b>	<b>6,111,794</b>	<b>1,543,757</b>	<b>1,575,716</b>	<b>20,000</b>
<b>Non Operating:</b>				
581-9101 Interfund tfrs-Out-General fund	2,253,504	6,948,538		
581-9115 Interfund tfrs-Out-Community Dev Block Grant	1,340			
581-9137 Interfund tfrs-Out-Midtown Construction				304,484
<b>Total Non Operating</b>	<b>2,254,844</b>	<b>6,948,538</b>		<b>304,484</b>
 <b>Total Expenditures</b>	 <b>8,441,241</b>	 <b>8,598,831</b>	 <b>1,655,673</b>	 <b>330,680</b>

**City of Plantation**  
**Designated Capital Improvements and Reserves**  
**331-0000**

**Foot Notes - 2013**

572-5201    **Tools/Under threshold furn/equip**  
*PAL expenses.*

**City of Plantation  
2003 Bond Construction  
335-0000**

	Actual FY 2010	Actual FY 2011	Adopted FY 2012	Adopted FY 2013
<b>Revenue:</b>				
<b>Intergovernmental</b>				
334-7000 State Grants-Culture/Recreation	200,000	135,611		
337-7000 Grants from other other local units-Culture/Recreation				452,000
<b>Total Intergovernmental</b>	<b>200,000</b>	<b>135,611</b>		<b>452,000</b>
<b>Misc Revenue</b>				
361-9999 Interest and other earnings-Allocated	34,394	14,110	4,766	2,556
369-9900 Other misc earnings-Allocated				3,516
<b>Total Misc Revenue</b>	<b>34,394</b>	<b>14,110</b>	<b>4,766</b>	<b>6,072</b>
<b>Non-Operating</b>				
381-0001 Interfund tfrs-In-General Fund		10,700		
<b>Other Non-Operating</b>		<b>10,700</b>		
<b>Appropriated Fund Balance</b>				
389-9001 Appropriated Fund Balance			3,476,669	3,458,383
<b>Total Appropriated Fund Balance</b>			<b>3,476,669</b>	<b>3,458,383</b>
<b>Total Revenue</b>	<b>234,394</b>	<b>160,421</b>	<b>3,481,435</b>	<b>3,916,455</b>
<b>Expenditures:</b>				
<b>Services:</b>				
572-3401 Bank service fees			1,435	1,455
<b>Total Services</b>			<b>1,435</b>	<b>1,455</b>
<b>Capital:</b>				
572-6302 Improvements	910,454	132,249	2,230,000	2,665,000
<b>Total Capital</b>	<b>910,454</b>	<b>132,249</b>	<b>2,230,000</b>	<b>2,665,000</b>
<b>Non Operating:</b>				
581-9137 Interfund tfrs-Out-Midtown Development District			1,250,000	1,250,000
<b>Total Non Operating</b>			<b>1,250,000</b>	<b>1,250,000</b>
<b>Total Expenditures</b>	<b>910,454</b>	<b>132,249</b>	<b>3,481,435</b>	<b>3,916,455</b>

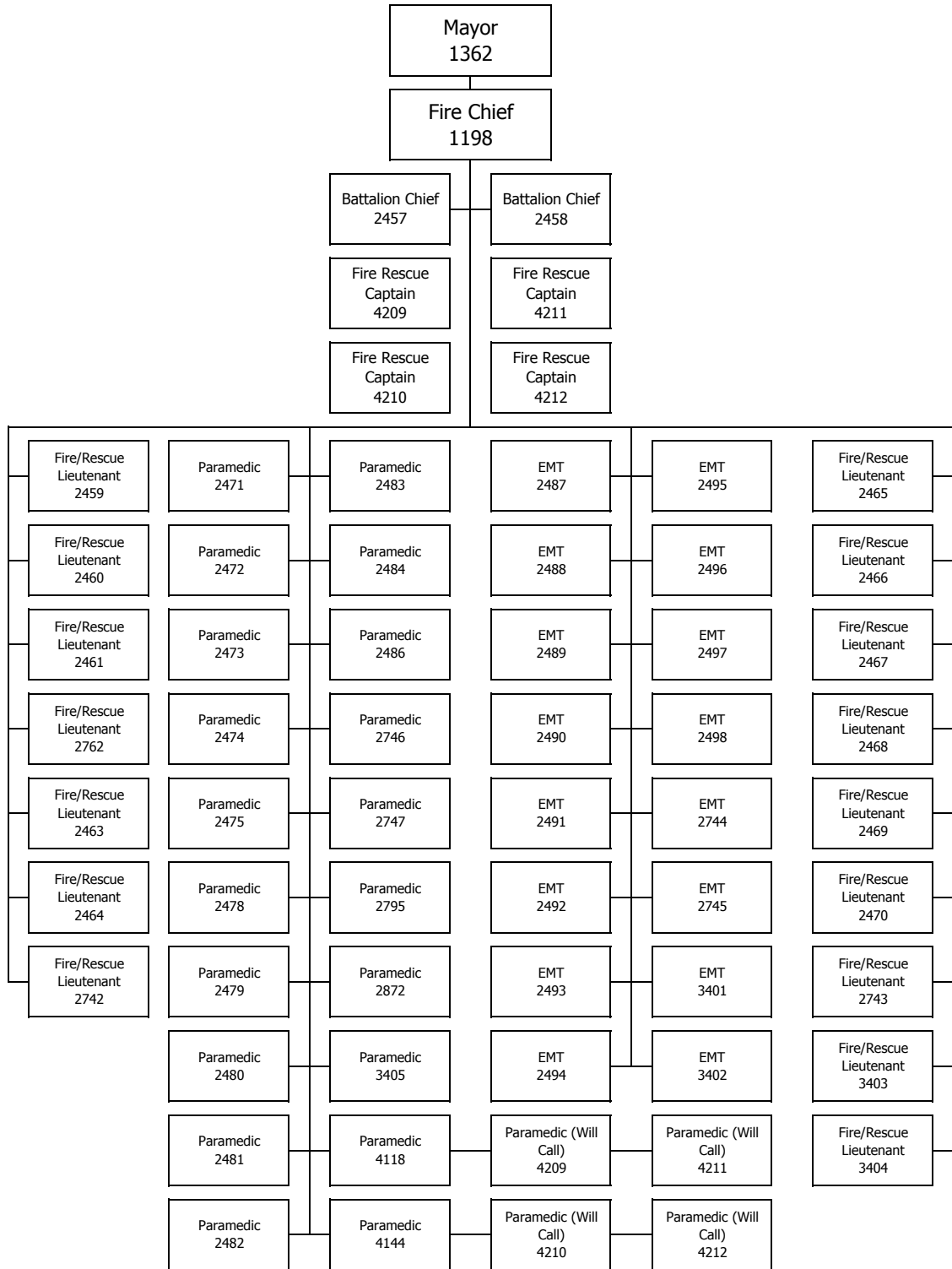
**City of Plantation  
Budget Statement  
Fire/Rescue Services Fund  
Fiscal Year 2012-2013**

	<u>Fire/Rescue Services</u>	<u>Prior Year</u>
<b>REVENUE</b>		
Intergovernmental	1,320	1,500
Charges for Services	\$ 2,311,596	\$ 2,303,000
Non-Operating Transfers-In	5,532,570	5,289,046
Appropriated Fund Balance	-	11,433
<b>TOTAL REVENUE</b>	<b><u>7,845,486</u></b>	<b><u>7,604,979</u></b>
<b>EXPENDITURES</b>		
Personal Services	6,509,899	6,271,492
Operating Expenditures	715,587	713,487
Non-Operating	620,000	620,000
<b>TOTAL EXPENDITURES</b>	<b><u>7,845,486</u></b>	<b><u>7,604,979</u></b>
<b>Total Revenue, Expenses and Other Resources</b>	<b><u>\$ -</u></b>	<b><u>\$ -</u></b>

City of Plantation

Fire/Rescue

448-4600





**City of Plantation  
Fire/Rescue Services  
448-4600**

**Staffing Levels**

	FY 2011	FY 2012	FY 2013
Fire/Rescue Battalion Chief	2	2	2
Fire Rescue Captain	0	4	4
Fire/Rescue lieutenant	16	16	16
Paramedic	24	20	20
EMT	16	16	16
Paramedic (Will Call)	4	4	4
<b>Total Budgeted Positions</b>	<b>62</b>	<b>62</b>	<b>62</b>

**Budget Summary**

	Actual FY 2011	Budget FY 2012	Adopted FY 2013
<u>Expenditures</u>			
Personal Services	6,443,784	6,271,492	6,509,899
Operating Expenditures	704,043	713,487	715,587
Non-Operating Expenditures	989,645	620,000	620,000
Capital Outlay	-	-	-
<b>Expenditures Totals</b>	<b>8,137,472</b>	<b>7,604,979</b>	<b>7,845,486</b>

**City of Plantation  
Fire Rescue Services  
448-0000**

	Actual FY 2010	Actual FY 2011	Adopted FY 2012	Adopted FY 2013
<b>Revenue:</b>				
<b>Intergovernmental</b>				
335-2100 PS-Firefighters supplement compensation	2,310	1,320	1,500	1,320
<b>Total Intergovernmental</b>	<u>2,310</u>	<u>1,320</u>	<u>1,500</u>	<u>1,320</u>
<b>Charges for Services</b>				
342-1002 PS-Special Detail Services	6,900	5,500	3,000	4,696
342-6000 Ambulance fees	2,348,472	2,447,995	2,300,000	2,300,000
349-0004 O-insurance premiums-dependant/retirees	6,944	6,922		6,900
<b>Total Charges for Services</b>	<u>2,362,316</u>	<u>2,460,417</u>	<u>2,303,000</u>	<u>2,311,596</u>
<b>Misc Revenue</b>				
361-9999 Interest and other earnings-Allocated	66	23		
369-3001 Settlements-Comp proceeds	16,966			
<b>Total Misc Revenue</b>	<u>17,032</u>	<u>23</u>		
<b>Non-Operating</b>				
381-0001 Interfund tfrs-In-General fund	4,606,400	5,559,500	5,289,046	5,532,570
<b>Total Non-Operating</b>	<u>4,606,400</u>	<u>5,559,500</u>	<u>5,289,046</u>	<u>5,532,570</u>
<b>Appropriated Fund Balance</b>				
389-9001 Appropriated Fund Balance			11,433	
<b>Total Appropriated Fund Balance</b>			<u>11,433</u>	
<b>Total Revenue</b>	<u><u>6,988,058</u></u>	<u><u>8,021,260</u></u>	<u><u>7,604,979</u></u>	<u><u>7,845,486</u></u>

**City of Plantation  
Fire Rescue Services  
448-4600**

	Actual FY 2010	Actual FY 2011	Adopted FY 2012	Adopted FY 2013
<b>Expenses:</b>				
<b>Salaries and Wages:</b>				
526-1201 Payroll-Pension Qualified	3,086,371	3,239,026	3,166,311	3,078,073
526-1301 Payroll-Non-Pension Qualified	212,644	317,778	350,694	377,538
526-1401 Payroll-Overtime	85,812	99,761	100,000	100,000
526-1403 Standard-Overtime	701,886	727,904	744,910	724,428
526-1501 Payroll-Special detail	5,136	4,413	3,000	4,400
526-1502 Payroll - State Incentive	2,219	1,344	2,090	2,090
<b>Total Salaries and Wages</b>	<b>4,094,069</b>	<b>4,390,225</b>	<b>4,367,005</b>	<b>4,286,528</b>
<b>Employee Benefits:</b>				
526-2199 FICA	308,452	329,790	334,076	327,919
526-2299 Retirement-Required Employer Contribution	488,827	608,243	646,166	804,171
526-2308 Life Insurance Benefit	4,238	7,412	5,767	5,871
526-2313 Long Term Disability Benefit	6,646	10,814	12,943	13,063
526-2399 Health Benefits	754,834	838,024	687,282	858,900
526-2499 Worker's Compensation	(291,045)	259,278	218,254	213,448
<b>Total Employee Benefits</b>	<b>1,271,951</b>	<b>2,053,559</b>	<b>1,904,487</b>	<b>2,223,371</b>
<b>Services:</b>				
526-3101 Employment testing services	3,431	1,174	1,000	1,000
526-3109 Special services testing	1,960	5,060	5,000	5,000
526-3146 Professional fees	30,196	28,596	30,000	30,000
526-3199 Legal-Allocation			200	100
526-3401 Bank fees services		6,812	6,800	9,000
526-3406 Patient billing services	118,811	98,728	118,200	118,200
526-4001 Food and shelter	1,966	1,935	2,000	2,000
526-4002 Transportation costs	133	74	500	500
526-4101 Postage/shipping charges	391	440	1,000	1,000
526-4102 Communications	4,386	5,367	6,500	6,500
526-4601 R/M-Equipment	228	2,842	3,000	3,000
526-4602 R/M-Tires	4,121	9,952	5,000	5,000
526-4603 R/M-Vehicles	52,787	37,714	50,000	50,000
526-4606 R/M-Maintenance contract	12,046	9,734	10,500	10,500
526-4701 Printing and binding	1,204	1,480	1,000	1,000
526-4803 Advertising		133	100	100
526-4811 Community programs	744	1,568	1,650	1,650
526-4920 Allocated operating costs	195,000	204,750	214,988	214,988
<b>Total Services</b>	<b>427,405</b>	<b>416,361</b>	<b>457,438</b>	<b>459,538</b>
<b>Materials &amp; Supplies:</b>				
526-5101 Supplies-Office	230	95	200	200
526-5201 Tools/Under threshold furn/equip	819	1,180	2,000	2,000
526-5202 Supplies/Materials-Expendable	7,324	7,309	7,000	7,000
526-5203 Supplies-Fuel/Lubricants	31,861	35,062	30,000	30,000
526-5204 Supplies-Janitorial	52	295	100	100
526-5205 Supplies-Uniforms/Protective gear	26,937	27,573	25,000	25,000
526-5246 Supplies-Medical	102,298	122,531	100,000	100,000
526-5401 General Collection Books	294	65	300	300

**City of Plantation  
Fire Rescue Services  
448-4600**

	<u>Actual FY 2010</u>	<u>Actual FY 2011</u>	<u>Adopted FY 2012</u>	<u>Adopted FY 2013</u>
<b>Expenses:</b>				
<b>Materials &amp; Supplies:</b>				
526-5403 Memberships/Schools	6,302	5,290	3,500	3,500
526-5901 Depreciation-Buildings	105	105	105	105
526-5905 Depreciation-Furniture and Equipment	90,598	88,178	87,844	87,844
<b>Total Materials &amp; Supplies</b>	<u>266,820</u>	<u>287,682</u>	<u>256,049</u>	<u>256,049</u>
<b>Non Operating:</b>				
526-9950 Provision for uncollectible accounts	852,653	989,645	620,000	620,000
<b>Total Non Operating</b>	<u>852,653</u>	<u>989,645</u>	<u>620,000</u>	<u>620,000</u>
 <b>Total Expenses</b>	 <u><u>6,912,898</u></u>	 <u><u>8,137,472</u></u>	 <u><u>7,604,979</u></u>	 <u><u>7,845,486</u></u>

**City of Plantation  
Fire/Rescue Services  
448-4600**

**Foot Notes - 2013**

- 526-3101 Employment testing services**  
*Medical exams for all new employees at \$250 each. Hepatitis A and B vaccines, background checks, criminal history, and driver's license verifications.*
- 526-3109 Special services testing**  
*Active rescue employees wellness program to include annual physical and inoculations against contagious disease including influenza.*
- 526-3146 Professional fees**  
*Fees paid to outside Medical Director at \$2383/mo. and re-certification fees for each paramedic to the State of Florida.*
- 526-3406 Patient billing services**  
*Fees paid to outside billing contractor @ 7% of net transport fees collected for invoicing, collecting, and reporting. Based upon a gross collection estimate of \$1,650,000.*
- 526-4001 Food and shelter**  
*Hotel and per diem for employees traveling to official educational classes, seminars, conferences, and meetings.*
- 526-4002 Transportation costs**  
*Costs associated with employees traveling to official educational classes, seminars, conferences, and meetings.*
- 526-4102 Communications**  
*Fees associated with cellular phones assigned to EMS division, including Rescue apparatus phones used to transmit patient information to the hospitals.*
- 526-4601 R/M-Equipment**  
*Repairs to EMS division related equipment including medical equipment, tools, stretchers, backboards, defibrillators, resuscitators, etc.*
- 526-4603 R/M-Vehicles**  
*Replacement parts and services used by mechanics for repair of EMS vehicles and related equipment.*
- 526-4606 R/M-Maintenance contract**
- |                       |               |
|-----------------------|---------------|
| <i>Defibrillators</i> | 8,016         |
| <i>Pagers</i>         | 1,300         |
| <i>Stretchers</i>     | 1,184         |
|                       | <u>10,500</u> |
- 526-4701 Printing and binding**  
*Costs associated with special printing of materials including EMS reports, public relations documents, customer service surveys, business cards, and related printing.*
- 526-4803 Advertising**  
*Costs associated with advertising vacant positions in local newspapers and regional trade publications.*

**City of Plantation  
Fire/Rescue Services  
448-4600**

**Foot Notes - 2013**

<b>526-4811</b>	<b>Community programs</b>	
	<i>Blood Pressure Check</i>	100
	<i>CPR Training</i>	800
	<i>Drowning Prevention</i>	250
	<i>Open House-Safe Kids Coalition</i>	500
		<u>1,650</u>
<b>526-5201</b>	<b>Tools/Under threshold furn/equip</b>	
	<i>Replacement of station furniture, including bunkbeds and equipment, due to age and condition.</i>	
<b>526-5202</b>	<b>Supplies/Materials-Expendable</b>	
	<i>Refilling oxygen supplies, hand tools on EMS units req'd under 10D-66 Table IV FL code. Training materials used to train &amp; recertify the EMS division Paramedics and EMTs. Includes adjunct equipment and medical simulators.</i>	
<b>526-5205</b>	<b>Supplies-Uniforms/Protective gear</b>	
	<i>Uniforms, caps, windbreakers, jumpsuits for Paramedics and EMTs. Includes patches, gloves, goggles, trauma shields, splash protection, jackets, helmets, and boots for use in hazardous areas including vehicle accidents, extrications, and rescues.</i>	
<b>526-5401</b>	<b>General Collection Books</b>	
	<i>CPR Publications</i>	250
	<i>EMS Magazine</i>	25
	<i>Journal of Emergency Medicine (JEMS)</i>	25
		<u>300</u>
<b>526-5403</b>	<b>Memberships/Schools</b>	
	<i>Broward Community College Training</i>	500
	<i>Clincon Conference</i>	500
	<i>CPR and PEPP Courses</i>	500
	<i>EMS Trade Publication and Dues</i>	50
	<i>Florida EMS Certification</i>	1,500
	<i>Florida Fire Chiefs Assn Dues and Conference Fees</i>	250
	<i>Miami Dade Community College Training</i>	200
		<u>3,500</u>
	<b>Payroll-Overtime</b>	
	<i>\$80,000 replaced with two "Will Call" Paramedic positions working 48 hrs. per week. (2,496 hrs. total)</i>	
	<b>Salary Contingency</b>	
	<i>Annual Leave/Sick Leave</i>	50,220
	<i>Assignment Pay</i>	12,240
	<i>Clothing Allowance</i>	14,500
	<i>Duty Chief Stipend</i>	8,840
	<i>EMS Leave Payoff</i>	141,710
	<i>Longevity Pay</i>	46,750
		<u>274,260</u>

**City of Plantation  
Budget Statement  
Golf Course Fund - "Plantation Preserve"  
Fiscal Year 2012-2013**

	<b>Golf Course Fund</b>	<b>Prior Year</b>
<b>REVENUE</b>		
Charges for Services	\$ 3,936,700	\$ 3,917,500
Misc Revenue	30,271	27,437
Appropriated Fund Balance	813,333	652,871
<b>TOTAL REVENUE</b>	<b>4,780,304</b>	<b>4,597,808</b>
<b>EXPENDITURES</b>		
Operating Expenditures	4,058,244	3,903,249
Debt Service	601,810	603,059
Capital	120,250	91,500
<b>TOTAL EXPENDITURES</b>	<b>4,780,304</b>	<b>4,597,808</b>
<b>Total Revenue, Expenses and Other Resources</b>	<b>\$ -</b>	<b>\$ -</b>

**City of Plantation  
Plantation Preserve Golf Course  
449-0000**

	Actual FY 2010	Actual FY 2011	Adopted FY 2012	Adopted FY 2013
<b>Revenue:</b>				
<b>Charges for Services</b>				
343-7002 PE-Wetlands	1,000	1,720		1,500
347-5001 CR-Golf-Over/Short	509	168		
347-5121 Golf food/beverage sales-Restaurant	543,321	588,207	626,500	633,650
347-5123 Golf alcohol sales-Restaurant	213,264	209,200	242,400	243,900
347-5125 Golf Vending sales		4,000		
347-5130 Golf-Catering	39,247	48,560	39,500	42,000
347-5402 Golf merchandise sales	198,032	193,199	208,100	201,550
347-5403 Golf fees	2,369,249	2,377,930	2,352,950	2,377,150
347-5409 Golf-Other	241,376	174,716	207,600	207,900
347-5413 Golf-Other-Rentals	28,060	36,770	41,950	42,050
347-5416 Golf-Memberships	237,000	196,854	198,500	187,000
347-5420 Golf Sponsorships		5,000		
<b>Total Charges for Services</b>	<b>3,871,058</b>	<b>3,836,325</b>	<b>3,917,500</b>	<b>3,936,700</b>
<b>Misc Revenue</b>				
361-1001 Investment Interest	12,619	25,238	25,260	25,240
361-9999 Interest and other earnings-Allocated	17,617	10,072	2,177	2,118
364-0001 Gain/loss on disposition of fixed assets	(4,665)			
369-9800 Prior year adjustments	(4,945)			
369-9900 Other misc earnings-Allocated				2,913
<b>Total Misc Revenue</b>	<b>20,627</b>	<b>35,310</b>	<b>27,437</b>	<b>30,271</b>
<b>Appropriated Fund Balance</b>				
389-9001 Appropriated fund balance			652,871	813,333
<b>Total Appropriated Fund Balance</b>			<b>652,871</b>	<b>813,333</b>
<b>Total Revenue</b>	<b>3,891,685</b>	<b>3,871,635</b>	<b>4,597,808</b>	<b>4,780,304</b>



**City of Plantation**  
**Plantation Preserve Golf Course - Administration**  
**449-4920**

	Actual FY 2010	Actual FY 2011	Adopted FY 2012	Adopted FY 2013
<b>Expenses:</b>				
<b>Services:</b>				
572-3199 Legal-Allocation	724		200	200
572-3401 Bank service fees	10,558	9,528	11,000	12,092
572-3402 Outside service fees	251,254	229,049	242,900	249,180
572-4001 Food and shelter	150	221	200	200
572-4002 Transportation costs	443	232	300	300
572-4101 Postage/shipping charges	540	263	500	500
572-4102 Communications	4,932	4,067	5,520	5,520
572-4601 R/M-Equipment	403			
572-4606 R/M-Maintenance contract	10,382	12,870	9,600	9,600
572-4701 Printing and binding	130	610	300	300
572-4803 Advertising		125	250	250
572-4920 Allocated operating costs	3,600	3,800	3,990	125,000
<b>Total Services</b>	<b>283,116</b>	<b>260,765</b>	<b>274,760</b>	<b>403,142</b>
<b>Materials &amp; Supplies:</b>				
572-5101 Supplies-Office	2,373	2,306	2,500	2,500
572-5201 Tools/Under threshold furn/equip	36		20,000	20,000
572-5202 Supplies/Materials-Expendable	354	92		
572-5204 Supplies-Janitorial	22	17.84		
572-5206 Permits/Application fees	150	865	500	500
572-5403 Memberships/Schools	2,331	2,475	2,500	2,500
572-5901 Depreciation-Buildings	127,392	125,555	125,604	125,604
572-5902 Depreciation-Improvements	492,880	491,812	490,501	490,501
572-5905 Depreciation-Furniture and Equipment	254,752	181,795	165,684	183,984
<b>Total Materials &amp; Supplies</b>	<b>880,291</b>	<b>804,918</b>	<b>807,289</b>	<b>825,589</b>
<b>Capital:</b>				
572-6401 Machinery and Equipment			7,500	8,000
<b>Total Capital</b>			<b>7,500</b>	<b>8,000</b>
<b>Debt Service:</b>				
572-7101 Principal-2003 Bonds			245,000	250,000
572-7201 Interest Expenditure	363,681	363,048	363,048	356,310
572-7310 Amortization-Bond issuance cost	9,915	9,294	8,689	7,838
572-7311 Amortization-Bond discount	(15,608)	(14,630)	(13,678)	(12,338)
<b>Total Debt Service</b>	<b>357,988</b>	<b>357,712</b>	<b>603,059</b>	<b>601,810</b>
<b>Total Expenses</b>	<b>1,521,395</b>	<b>1,423,395</b>	<b>1,692,608</b>	<b>1,838,541</b>

**City of Plantation  
Golf Course - Administration  
449-4920**

**Foot Notes - 2013**

<b>572-3401</b>	<b>Bank service fees</b> <i>Fees associated with credit card transactions. Also includes fees for Plug n Pay.</i>	
<b>572-3402</b>	<b>Outside service fees</b> <i>401k Contribution</i>	2,080
	<i>General Liability Insurance</i>	45,000
	<i>Group Health</i>	6,900
	<i>Management Fees</i>	117,000
	<i>Payroll Taxes/Workers Comp</i>	8,160
	<i>Payroll/Benefits Admin Fees</i>	2,040
	<i>Salaries and Wages</i>	68,000
		<hr/> <b>249,180</b> <hr/>
<b>572-4001</b>	<b>Food and shelter</b> <i>Hotel accommodations and per diem meal costs to attend out-of-town and local seminars.</i>	
<b>572-4002</b>	<b>Transportation costs</b> <i>Travel related expenditures to attend seminars and conferences, etc.</i>	
<b>572-4101</b>	<b>Postage/shipping charges</b> <i>Cost of mailing correspondence and parcels, etc.</i>	
<b>572-4102</b>	<b>Communications</b> <i>Cost of 12 phones in clubhouse &amp; maintenance building, including wiring, phone sets, labor, 3 cell phones, and long distance. Also includes 2 fax machine lines.</i>	
<b>572-4401</b>	<b>Rentals</b> <i>Cost of any rental items for administrative purposes.</i>	
<b>572-4601</b>	<b>R/M-Equipment</b> <i>Maintenance and repairs on existing office equipment not under contract. Including time clocks, calculators, copy machine, fax, camera, printers.</i>	
<b>572-4606</b>	<b>R/M-Maintenance contract</b> <i>Copy machine</i>	2,200
	<i>Fire alarm inspections and repairs</i>	300
	<i>Fire extinguishers</i>	276
	<i>Fire monitoring @ \$58.50/quarter</i>	234
	<i>Fire sprinkler repairs and maintenance</i>	470
	<i>Floor mats</i>	2,400
	<i>Summit Security Alarm @ \$15/month</i>	180
	<i>Truly Nolen @ \$255/ month (kitchen)</i>	3,060
	<i>Truly Nolen @ \$40/month (Pro Shop)</i>	480
		<hr/> <b>9,600</b> <hr/>
<b>572-4701</b>	<b>Printing and binding</b> <i>Cost of printing name plates, business cards, etc.</i>	
<b>572-4803</b>	<b>Advertising</b> <i>Employee recruitment for Administration, Pro Shop, Maintenance and Food &amp; Beverage.</i>	

**City of Plantation  
Golf Course - Administration  
449-4920**

**Foot Notes - 2013**

<b>572-4903</b>	<b>Drainage taxes</b> <i>Covers payment of taxes to Old Plantation Drainage District, for drainage maintenance in their area.</i>	
<b>572-5101</b>	<b>Supplies-Office</b> <i>Office supplies including paper, pens, pencils, file folders, labels, laminates, computer supplies, and copier supplies for Administration Division. Also includes GolfTrac supplies, range ball inventory forms, and club rental agreement forms</i>	
<b>572-5201</b>	<b>Tools/Under threshold furn/equip</b> <i>Furniture refurbishing.</i>	
<b>572-5206</b>	<b>Permits/Application fees</b> <i>Hazardous Material License</i> <i>Local Business Tax License (diesel fuel permit, gasoline)</i>	350 150 <hr/> <b>500</b>
<b>572-5403</b>	<b>Memberships/Schools</b> <i>Audubon Society</i> <i>Golf Course Superintendent Assn of America</i> <i>Greater Plantation Chamber of Commerce</i> <i>PGA Golf Dues</i> <i>So FL Golf Course Superintendent Assn - Assistant Superintendent</i> <i>So FL Golf Course Superintendent Assn - Superintendent</i>	200 720 260 1,020 150 150 <hr/> <b>2,500</b>
<b>572-7201</b>	<b>Interest Expenditure</b> <i>Scheduled interest payments.</i>	

**City of Plantation**  
**Plantation Preserve Golf Course - Membership/Marketing**  
**449-4921**

	Actual FY 2010	Actual FY 2011	Adopted FY 2012	Adopted FY 2013
<b>Expenses:</b>				
<b>Services:</b>				
572-3401 Bank service fees	617			
572-3402 Outside service fees	61,227	64,486	65,750	53,400
572-4002 Transportation costs	6		100	100
572-4101 Postage/shipping charges		29	100	100
572-4701 Printing and binding	1,325	342	2,000	2,000
572-4801 Special events	383	2,258	1,000	1,000
572-4803 Advertising	82,963	65,528	77,000	77,000
<b>Total Services</b>	<b>146,522</b>	<b>132,642</b>	<b>145,950</b>	<b>133,600</b>
<b>Materials &amp; Supplies:</b>				
572-5101 Supplies-Office	20			
<b>Total Materials &amp; Supplies</b>	<b>20</b>			
<b>Total Expenses</b>	<b>146,542</b>	<b>132,642</b>	<b>145,950</b>	<b>133,600</b>

**City of Plantation  
Golf Course - Membership/Marketing  
449-4921**

**Foot Notes - 2013**

<b>572-3401</b>	<b>Bank service fees</b> <i>Bank fees associated with credit card payment.</i>	
<b>572-3402</b>	<b>Outside service fees</b>	
	<i>401K Contribution</i>	1,200
	<i>Commissions</i>	5,000
	<i>Group Health</i>	5,400
	<i>Payroll Taxes/ Workers' Comp</i>	5,600
	<i>Payroll/Benefits Admin Fees</i>	1,200
	<i>Salaries &amp; Wages</i>	35,000
		<hr/> <b>53,400</b>
<b>572-4002</b>	<b>Transportation costs</b> <i>Travel expenses for 12 months.</i>	
<b>572-4101</b>	<b>Postage/shipping charges</b> <i>Cost of mailing correspondence, press releases, parcels, etc.</i>	
<b>572-4701</b>	<b>Printing and binding</b> <i>Printing of tickets, programs, posters, etc.</i>	
<b>572-4801</b>	<b>Special events</b> <i>Membership benefits, tournaments, luncheons, shirts, etc., for charter members, Member Appreciation Day &amp; Hotel Appreciation Day.</i>	
<b>572-4803</b>	<b>Advertising</b> <i>Costs associated with print and online advertising. Promotion and advertising of the golf course memberships.</i>	

**City of Plantation**  
**Plantation Preserve Golf Course - Food/Beverage**  
**449-4922**

	Actual FY 2010	Actual FY 2011	Adopted FY 2012	Adopted FY 2013
<b>Expenses:</b>				
<b>Services:</b>				
572-3401 Bank service fees	7,409	8,086	14,000	11,046
572-3402 Outside service fees	336,591	370,383	415,000	442,300
572-4301 Electricity	47,700	48,062	52,400	52,600
572-4303 Water/wastewater	4,373	4,998	5,200	5,350
572-4401 Rentals	33,228	37,463	32,400	32,400
572-4601 R/M-Equipment	2,147	2,365	3,700	3,700
572-4701 Printing and binding				500
<b>Total Services</b>	<b>431,447</b>	<b>471,357</b>	<b>522,700</b>	<b>547,896</b>
<b>Materials &amp; Supplies:</b>				
572-5101 Supplies-Office	600	173	100	100
572-5201 Tools/Under threshold furn/equip	4,944	5,767	7,200	7,200
572-5202 Supplies/Materials-Expendable	15,519	15,601	17,700	17,700
572-5203 Supplies-Fuel/Lubricants	15,970	21,291	16,800	16,800
572-5204 Supplies-Janitorial	6,155	6,140	6,600	6,600
572-5206 Permits/Application fees	2,264	2,364	2,500	2,500
572-5222 Supplies-Groceries	186,442	204,100	220,000	210,000
572-5224 Supplies-Beer	28,927	32,186	31,000	30,000
572-5225 Supplies-Wine	25,442	22,469	29,000	27,000
<b>Total Materials &amp; Supplies</b>	<b>286,263</b>	<b>310,092</b>	<b>330,900</b>	<b>317,900</b>
<b>Capital:</b>				
572-6401 Machinery and Equipment			10,000	10,000
<b>Total Capital</b>			<b>10,000</b>	<b>10,000</b>
<b>Total Expenses</b>	<b>717,710</b>	<b>781,448</b>	<b>863,600</b>	<b>875,796</b>

**City of Plantation  
Golf Course Food/Beverage  
449-4922**

**Foot Notes - 2013**

<b>572-3401</b>	<b>Bank service fees</b> <i>Bank fees associated with credit card payment. Also includes fees for Plug n Pay for the restaurant.</i>	
<b>572-3402</b>	<b>Outside service fees</b> <i>401K Contribution</i>	13,850
	<i>Comcast</i>	138
	<i>Commissions</i>	18,000
	<i>Group Health</i>	27,000
	<i>Payroll Taxes/Workers' Comp</i>	64,500
	<i>Payroll/Benefit Admin Fees</i>	13,800
	<i>Salaries &amp; Wages</i>	304,250
	<i>TCN Pre-Employment</i>	762
		<hr/> <b>442,300</b> <hr/>
<b>572-4401</b>	<b>Rentals</b> <i>Rental of any items for the Food &amp; Beverage Department, including tents, linens, tablecloths, Co2 tanks, and miscellaneous equipment.</i>	
<b>572-4601</b>	<b>R/M-Equipment</b> <i>Maintenance of office equipment not under contract, e.g., cash registers, calculators, etc. Also covers repairs to kitchen equipment, ice machine and equipment in the lounge.</i>	
<b>572-5101</b>	<b>Supplies-Office</b> <i>Office supplies including paper, pens, pencils, file folders, labels, laminates, etc. for use in the kitchen &amp; restaurant.</i>	
<b>572-5201</b>	<b>Tools/Under threshold furn/equip</b> <i>Items including knives, buffet servers and utensils, spatulas, spoons, forks, pots, pans, food serving items, plates, glassware, bowls, platters, and silverware.</i>	
<b>572-5202</b>	<b>Supplies/Materials-Expendable</b> <i>Swizzle sticks, straws, coasters, paper cups, placemats, napkins, styrofoam containers. Covers special clothing for wait and kitchen staff (not considered uniforms), children's placemats and crayons, flowers and decorations. Covers first aid supplies.</i>	
<b>572-5203</b>	<b>Supplies-Fuel/Lubricants</b> <i>Propane gas, sterno and butane for the kitchen.</i>	
<b>572-5204</b>	<b>Supplies-Janitorial</b> <i>Janitorial supplies for the sanitary maintenance of the kitchen, dining room, lounge areas, and the restroom/locker rooms.</i>	
<b>572-5206</b>	<b>Permits/Application fees</b> <i>Liquor &amp; Tobacco licenses &amp; fees</i>	2,200
	<i>Restaurant licenses and other fees</i>	300
		<hr/> <b>2,500</b> <hr/>

**City of Plantation**  
**Plantation Preserve Golf Course - Pro Shop**  
**449-4923**

	<b>Actual FY 2010</b>	<b>Actual FY 2011</b>	<b>Adopted FY 2012</b>	<b>Adopted FY 2013</b>
<b>Expenses:</b>				
<b>Services:</b>				
572-3401 Bank service fees	53,408	54,828	62,000	64,467
572-3402 Outside service fees	331,051	348,200	383,250	369,300
572-4401 Rentals	2,500	654	800	800
572-4601 R/M-Equipment	20,508	15,518	24,000	30,000
572-4801 Special events	146	155	250	250
<b>Total Services</b>	<b>407,612</b>	<b>419,355</b>	<b>470,300</b>	<b>464,817</b>
<b>Materials &amp; Supplies:</b>				
572-5101 Supplies-Office	473	898		
572-5201 Tools/Under threshold furn/equip	4,147	2,398	4,500	5,100
572-5202 Supplies/Materials-Expendable	11,688	13,482	15,000	15,000
572-5204 Supplies-Janitorial	875	738	1,000	1,000
572-5205 Supplies-Uniforms/Protective gear	(111)	3,279	4,000	4,000
572-5226 Supplies-Golf merchandise	138,281	131,327	147,800	147,800
<b>Total Materials &amp; Supplies</b>	<b>155,353</b>	<b>152,123</b>	<b>172,300</b>	<b>172,900</b>
<b>Capital:</b>				
572-6401 Machinery and Equipment			11,500	20,750
<b>Total Capital</b>			<b>11,500</b>	<b>20,750</b>
<b>Total Expenses</b>	<b>562,965</b>	<b>571,478</b>	<b>654,100</b>	<b>658,467</b>



**City of Plantation  
Golf Course Pro Shop  
449-4923**

**Foot Notes - 2013**

<b>572-3401</b>	<b>Bank service fees</b> <i>Bank fees associated with credit card payments. Also includes fees for Plug n Pay for the Pro Shop.</i>							
<b>572-3402</b>	<b>Outside service fees</b> <i>401K Contribution</i> <i>Group Health</i> <i>Payroll Taxes/Worker's Comp</i> <i>Payroll/Benefits Admin Fees</i> <i>Salaries &amp; Wages</i>	<table border="0"> <tr><td>8,743</td></tr> <tr><td>18,000</td></tr> <tr><td>42,665</td></tr> <tr><td>9,142</td></tr> <tr><td>290,750</td></tr> <tr><td style="border-top: 1px solid black;"><b>369,300</b></td></tr> </table>	8,743	18,000	42,665	9,142	290,750	<b>369,300</b>
8,743								
18,000								
42,665								
9,142								
290,750								
<b>369,300</b>								
<b>572-4401</b>	<b>Rentals</b> <i>GHIN Florida State Golf Association Handicap System and miscellaneous items.</i>							
<b>572-4601</b>	<b>R/M-Equipment</b> <i>Maintenance and repair of office equipment, special equipment, golf carts, GPS system, ice machine.</i>							
<b>572-4801</b>	<b>Special events</b> <i>M/W Champions, Jr. Champions.</i>							
<b>572-5101</b>	<b>Supplies-Office</b> <i>Supplies including paper, pens, pencils, file folders, labels, laminates, computer supplies, etc.</i>							
<b>572-5201</b>	<b>Tools/Under threshold furn/equip</b> <i>Includes practice green pins, range ball storage, range baskets, hazard stakes, club repair equipment, trash receptacles, grease gun, hydrometer, battery tester, picture boards, etc.</i>							
<b>572-5202</b>	<b>Supplies/Materials-Expendable</b> <i>Merchandise bags, score cards, gift boxes, pricing machines and tags, range balls, sand buckets, water cooler, tokens, cart key chains, paper for point-of-sales, golf clubs for rental, display case for merchandise.</i>							
<b>572-5204</b>	<b>Supplies-Janitorial</b> <i>Janitorial supplies for the sanitary maintenance of the golf pro shop and golf carts.</i>							
<b>572-5205</b>	<b>Supplies-Uniforms/Protective gear</b> <i>Uniforms for golf course staff and rangers.</i>							
<b>572-5226</b>	<b>Supplies-Golf merchandise</b> <i>Resale items including shirts, gloves, balls, hats, golf clubs, etc.</i>							

**City of Plantation**  
**Plantation Preserve Golf Course - Maintenance**  
**449-4924**

	Actual FY 2010	Actual FY 2011	Adopted FY 2012	Adopted FY 2013
<b>Expenses:</b>				
<b>Services:</b>				
572-3402 Outside service fees	612,790	604,032	671,750	674,400
572-4301 Electricity	37,164	35,775	39,300	40,600
572-4303 Water/wastewater	39,544	18,517	22,000	23,100
572-4304 Waste disposal			1,000	1,000
572-4401 Rentals	12,025	10,955	10,200	10,200
572-4601 R/M-Equipment	6,231	10,349	6,000	6,000
572-4602 R/M-Tires		123		
572-4603 R/M-Vehicles	52,630	65,040	45,600	48,000
572-4604 R/M-Grounds	67,069	69,387	60,000	54,000
572-4605 R/M-Structures	11,548	12,297	3,900	3,900
572-4606 R/M-Maintenance contract	73,754	73,532	73,000	73,000
<b>Total Services</b>	<b>912,754</b>	<b>900,007</b>	<b>932,750</b>	<b>934,200</b>
<b>Materials &amp; Supplies:</b>				
572-5101 Supplies-Office	323	227	300	300
572-5201 Tools/Under threshold furn/equip	3,980	4,353	5,100	5,100
572-5202 Supplies/Materials-Expendable	13,686	9,241	9,300	9,300
572-5203 Supplies-Fuel/Lubricants	28,738	35,319	28,800	31,700
572-5204 Supplies-Janitorial	1,087	880	1,500	1,500
572-5205 Supplies-Uniforms/Protective gear	358	255	300	300
572-5207 Supplies-Chemicals	199,214	249,556	201,000	210,000
<b>Total Materials &amp; Supplies</b>	<b>247,387</b>	<b>299,831</b>	<b>246,300</b>	<b>258,200</b>
<b>Capital:</b>				
572-6401 Machinery and Equipment			62,500	81,500
<b>Total Capital</b>			<b>62,500</b>	<b>81,500</b>
<b>Total Expenses</b>	<b>1,160,141</b>	<b>1,199,838</b>	<b>1,241,550</b>	<b>1,273,900</b>

**City of Plantation  
Golf Course Maintenance  
449-4924**

**Foot Notes - 2013**

<b>572-3402</b>	<b>Outside service fees</b>	
	<i>401K Contribution</i>	15,527
	<i>Group Health</i>	58,500
	<i>Payroll Taxes/Workers' Comp</i>	67,282
	<i>Payroll/Benefits Admin Fees</i>	15,525
	<i>Salaries &amp; Wages</i>	<u>517,566</u>
		<u><b>674,400</b></u>
<b>572-4304</b>	<b>Waste disposal</b>	
	<i>Trash and debris removal and dump fees for the Golf Maintenance Division.</i>	
<b>572-4401</b>	<b>Rentals</b>	
	<i>Cost of rental of any equipment or tools, and uniform rental for maintenance staff.</i>	
<b>572-4601</b>	<b>R/M-Equipment</b>	
	<i>Maintenance and repairs of calculators, fax, camera, printers, pressure cleaners, trailers, ice machines, etc.</i>	
<b>572-4603</b>	<b>R/M-Vehicles</b>	
	<i>Necessary repairs to all departmental vehicles including tractors, lawn equipment and tire maintenance.</i>	
<b>572-4604</b>	<b>R/M-Grounds</b>	
	<i>Repair and maintenance of pumps, heads, valves, pipes, clocks, pump stations, and motors. Cost for flowers and shrubs, electrical, paint, sand and fill, seed and sod, turf and top dressing sand, and trees.</i>	
<b>572-4605</b>	<b>R/M-Structures</b>	
	<i>Repair and maintance to restroom buildings, clubhouse and buildings in the maintenance compound.</i>	
<b>572-4606</b>	<b>R/M-Maintenance contract</b>	
	<i>3 Spread Fertilizer @ \$650</i>	1,950
	<i>Allstate Res Mgmt @\$2,798/mo.(lake&amp;canal mgmt)</i>	33,576
	<i>Allstate Res Mgmt @\$2,866/mo. (mitigation maint)</i>	34,392
	<i>Fish restocking</i>	500
	<i>Repair to radios</i>	469
	<i>Summit Security Alarm @\$15/mo. (monthly monitoring)</i>	180
	<i>Thor Guard</i>	325
	<i>Toro NSN @ \$134/mo.</i>	<u>1,608</u>
		<u><b>73,000</b></u>
<b>572-5101</b>	<b>Supplies-Office</b>	
	<i>Office supplies including paper, pens, pencils, file folders, labels, laminates, computer supplies, etc.</i>	
<b>572-5201</b>	<b>Tools/Under threshold furn/equip</b>	
	<i>Rakes, shovels, minor power tools, minor maintenance equipment, blowers, string trimmers, edgers, etc.</i>	
<b>572-5202</b>	<b>Supplies/Materials-Expendable</b>	
	<i>Purchase of necessary items for maintenance of buildings and golf course, including locks and keys, golf course accessories, pin flags, flag cups, first aid supplies, etc.</i>	

**City of Plantation  
Golf Course Maintenance  
449-4924**

**Foot Notes - 2013**

- 572-5203     Supplies-Fuel/Lubricants**  
*Gasoline, diesel fuel, oil, grease, etc. for the use on all maintenance vehicles and equipment.*
- 572-5204     Supplies-Janitorial**  
*Janitorial supplies for the sanitary maintenance of the golf course restrooms at comfort stations and maintenance compound.*
- 572-5205     Supplies-Uniforms/Protective gear**  
*Special clothing including rubber boots and gloves, rain suits, glasses, respiratory masks and safety back support belts.*
- 572-5207     Supplies-Chemicals**  
*Fertilizers and chemicals for the golf course.*

**City of Plantation  
Combined Budget Statement  
Utilities  
Fiscal Year 2012-2013**

	<b>Customer Deposits Fund</b>	<b>Operations Fund</b>	<b>Debt Service Funds</b>	<b>Capital Funds</b>	<b>Total</b>	<b>Prior Year</b>
<b>REVENUE</b>						
Permit, Fees & Special Assessments	\$ -	\$ 18,553	\$ -	\$ -	\$ 18,553	60,000
Intergovernmental	-	-	-	-	-	706,000
Charges for Service	-	28,136,086	-	-	28,136,086	\$ 27,589,310
Impact Fees	-	-	-	250,000	250,000	1,422,500
Misc Revenue	3,535	32,333	1,777	37,963	75,608	61,889
Other Sources	-	367,253	-	-	367,253	1,785,000
Non-Operating Transfers-In	-	2,688	981,932	8,080,298	9,064,918	14,985,543
Appropriated Fund Balance	-	1,868,553	-	8,057,654	9,926,207	2,871,384
<b>TOTAL REVENUE</b>	<b>3,535</b>	<b>30,425,466</b>	<b>983,709</b>	<b>16,425,915</b>	<b>47,838,625</b>	<b>49,481,626</b>
<b>EXPENDITURES</b>						
Personal Services	-	7,735,112	-	-	7,735,112	7,453,935
Operating Expenditures	847	17,824,508	-	7,728	17,833,083	17,412,075
Debt Service	-	-	983,709	-	983,709	984,984
Capital	-	1,894,816	-	8,154,404	10,049,220	19,219,358
Non-Operating	-	7,548	-	-	7,548	5,000
Non-Operating Transfers-Out	2,688	2,963,482	-	8,080,298	11,046,468	16,967,093
<b>TOTAL EXPENDITURES</b>	<b>3,535</b>	<b>30,425,466</b>	<b>983,709</b>	<b>16,242,430</b>	<b>47,655,140</b>	<b>62,042,445</b>
<b>Total Revenue, Expenses and Other Resources</b>	<b>\$ -</b>	<b>\$ 0</b>	<b>\$ -</b>	<b>\$ 183,485</b>	<b>\$ 183,485</b>	<b>\$(12,560,819)</b>

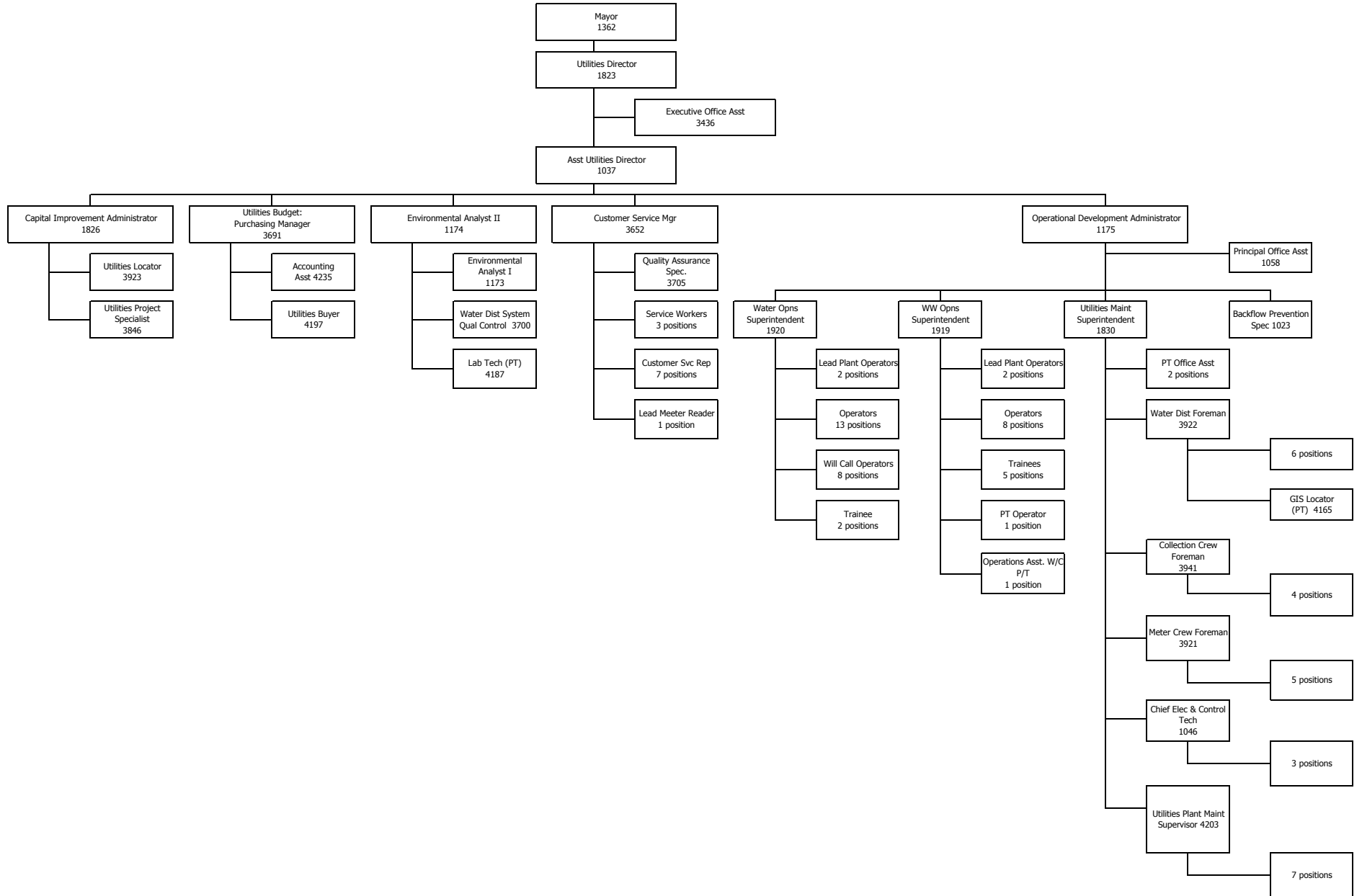
**City of Plantation**  
**Utilities Operations and Maintenance**  
**440-0000**

	Actual FY 2010	Actual FY 2011	Adopted FY 2012	Adopted FY 2013
<b>Revenue:</b>				
<b>Permits, Fees &amp; Special Assessments</b>				
361-1040 Westgate Lake assessment-Interest/penalties	96,982	(15,410)	50,000	15,540
361-1050 G7 assessment-Interest/penalties	9,539	8,636	10,000	3,013
363-1104 Westgate Lake assessment-Principal		41,350		
<b>Total Permits, Fees &amp; Special Assessments</b>	<b>106,521</b>	<b>34,577</b>	<b>60,000</b>	<b>18,553</b>
<b>Intergovernmental</b>				
331-1000 Federal Grants-General Government		97,596		
331-9000 Federal Grants-PE-Other Physical Environment			706,000	
337-9000 Grants from other local units-Other	29,000			
<b>Total Intergovernmental</b>	<b>29,000</b>	<b>97,596</b>	<b>706,000</b>	
<b>Charges for Services</b>				
343-3000 Water utility revenue	11,985,570	13,955,062	13,691,250	13,928,876
343-3001 Other Water utility revenue	46,170	61,351	50,000	50,000
343-5000 Sewer/Wastewater utility revenue	13,094,812	13,770,180	13,606,450	13,839,210
343-6001 Penalties	165,951	152,068	80,000	150,000
343-6002 Meter installation	30,867	28,077	29,680	25,000
343-6003 Meter hookup	10,380	6,720	10,430	10,500
343-6004 Fees other	144,664	127,003	75,000	100,000
343-6005 Billing charges	22,168	42,362	29,000	15,000
349-0004 O-insurance premiums-dependant/retirements	22,471	15,510	17,500	17,500
<b>Total Charges for Services</b>	<b>25,523,053</b>	<b>28,158,332</b>	<b>27,589,310</b>	<b>28,136,086</b>
<b>Misc Revenue</b>				
361-1001 Investment Interest		47		
361-1003 Interest/penalties on AR Invoices		196	400	200
361-1080 Colorado Business Bank Interest	7,371	1,719	4,000	
361-9999 Interest and other earnings-Allocated	1,452	13,648	1,790	4,434
366-0003 Contributions and donations-Various		300		
365-0001 Sales of surplus materials and scrap	20,785	6,728	13,400	4,600
369-3001 Settlements-Comp proceeds				1,000
369-9002 Auto cost recovery	11,066	19,789	14,000	14,000
369-9003 Legal fee reimbursement	7,117	1,807	2,000	2,000
369-9800 Prior period adjustments		24,995		
369-9900 Other misc earnings-Allocated				6,099
<b>Total Misc Revenue</b>	<b>47,791</b>	<b>69,228</b>	<b>35,590</b>	<b>32,333</b>
<b>Non-Operating</b>				
381-0115 Interfund tfrs-In-CDBG s.r. fund	123,588	209,567		
381-0221 Interfund tfrs-In-2002 Bond Sinking		750,000		
381-0222 Interfund tfrs-In-2002 Bond Reserve		69,899		
381-0330 Interfund tfrs-In-CRA Designated Capital		51,731		
381-0441 Interfund tfrs-In-Utility d.s. sinking fund	899,947	99,042		
381-0446 Interfund tfrs-In-Revenue Generation fund	590,425	1,353,139	14,000,000	
381-0447 Interfund tfrs-In-Customer Deposits fund	18,261	8,208	1,643	2,688
<b>Total Non-Operating</b>	<b>1,632,222</b>	<b>2,541,585</b>	<b>14,001,643</b>	<b>2,688</b>

**City of Plantation  
Utilities Operations and Maintenance  
440-0000**

	Actual FY 2010	Actual FY 2011	Adopted FY 2012	Adopted FY 2013
<b>Revenue:</b>				
<b>Other Sources</b>				
389-8001 Capital Contributions-Private	1,743,813	583,506	1,785,000	367,253
<b>Total Other Sources</b>	1,743,813	583,506	1,785,000	367,253
<b>Appropriated Fund Balance</b>				
389-9001 Appropriated Fund Balance			2,871,384	1,868,553
<b>Total Appropriated Fund Balance</b>			2,871,384	1,868,553
 <b>Total Revenue</b>	 <b>29,082,400</b>	 <b>31,484,825</b>	 <b>47,048,927</b>	 <b>30,425,466</b>

**City of Plantation  
Utilities Operations and Maintenance**





**City of Plantation  
Water Services  
440-0100**

**Staffing Levels**

	FY 2011	FY 2012	FY 2013
W/Operations Superintendent	1	1	1
Lead Plant Operator	2	2	2
Utilities Plant Opr/Class A	6	5	5
Utilities Plant Opr/Class B	2	2	2
Backflow Prevention Specialist	1	1	1
Utilities Plant Opr/Class C	8	9	9
W/Dist Sys Qty Control Specialist	1	1	1
Plant Operator/Trainee	1	0	0
Util Plant Opr/Class C (Will Call)	0	0	1
Util Plant Opr Assistant (Will Call)	6	6	6
<b>Total Budgeted Positions</b>	<b>28</b>	<b>27</b>	<b>28</b>

**Budget Summary**

	Actual FY 2011	Budget FY 2012	Adopted FY 2013
<u>Expenditures</u>			
Personal Services	4,097,232	4,076,394	4,263,621
Operating Expenditures	6,788,101	7,622,827	7,857,944
Non-Operating Expenditures	13,527	4,277	6,332
Capital Outlay	-	7,040,158	1,276,700
<b>Expenditures Totals</b>	<b>10,898,860</b>	<b>18,743,656</b>	<b>13,404,597</b>

**City of Plantation  
Water Services  
440-0100**

	Actual FY 2010	Actual FY 2011	Adopted FY 2012	Adopted FY 2013
<b>Salaries and Wages:</b>				
533-1201 Payroll-Pension Qualified	2,369,486	2,339,195	2,359,472	2,274,736
533-1301 Non-Pension Qualified	164,079	158,312	206,716	282,170
533-1401 Payroll-Overtime	145,655	129,825	130,000	147,252
<b>Total Salaries and Wages</b>	<b>2,679,220</b>	<b>2,627,332</b>	<b>2,696,189</b>	<b>2,704,157</b>
<b>Employee Benefits:</b>				
533-2199 FICA	202,318	197,810	206,020	206,671
533-2299 Retirement-Required Employer Contribution	306,138	369,889	347,535	439,935
533-2308 Life Insurance Benefit	4,071	5,498	4,177	4,343
533-2313 Long Term Disability Benefit	6,384	7,175	7,674	7,789
533-2399 Health Benefits	737,882	901,221	736,179	821,005
533-2499 Worker's Compensation	25,265	(11,692)	78,622	79,721
<b>Total Employee Benefits</b>	<b>1,282,058</b>	<b>1,469,900</b>	<b>1,380,206</b>	<b>1,559,464</b>
<b>Services:</b>				
533-3101 Employment testing services	2,218	1,902	5,075	4,590
533-3140 Engineering	129,087	78,578	319,000	162,000
533-3141 Chemical analysis	24,541	23,270	43,300	44,600
533-3199 Legal-Allocation	10,469	7,319	12,000	9,000
533-3201 Audit services	22,882	22,688	25,000	23,850
533-3401 Bank service fees	62,832	55,990	65,000	22,262
533-3420 Misc contractual services				20,000
533-4001 Food and shelter	701	234	1,000	1,000
533-4002 Transportation costs	40	73	500	4,500
533-4101 Postage/shipping charges	58,937	57,294	60,000	60,000
533-4102 Communications	8,692	8,246	10,000	13,000
533-4301 Electricity	1,108,494	1,103,335	1,263,100	1,210,000
533-4303 Water/wastewater	7,358	19,626	8,500	10,000
533-4304 Waste disposal		27		
533-4401 Rentals	25,650	28,738	31,650	31,650
533-4601 Equipment	198,613	157,631	151,000	216,800
533-4603 R/M-Vehicles	33,343	42,434	32,500	50,000
533-4604 R/M-Grounds	86,237	73,551	77,550	121,500
533-4605 R/M-Structures	23,595	1,134	20,000	15,000
533-4606 Maintenance contract	68,243	69,490	119,644	175,087
533-4620 R/M-Wells	51,061	87,656	85,000	85,000
533-4621 R/M-Mains	26,279	10,346	40,000	40,000
533-4622 R/M-Meters	89,231	122,958	100,000	100,000
533-4623 R/M-Hydrants	13,503	21,378	20,000	20,000
533-4701 Printing and binding	31,756	31,055	37,300	32,000
533-4803 Advertising	7,057	3,424	6,800	6,000
533-4920 Allocated operating costs	813,200	853,850	896,543	941,370
<b>Total Services</b>	<b>2,904,019</b>	<b>2,882,225</b>	<b>3,430,462</b>	<b>3,419,209</b>

**City of Plantation  
Water Services  
440-0100**

	Actual FY 2010	Actual FY 2011	Adopted FY 2012	Adopted FY 2013
<b>Materials &amp; Supplies:</b>				
533-5101 Supplies-Office	6,152	5,695	6,000	5,500
533-5201 Tools/Under threshold furn/equip	19,633	30,585	30,000	25,000
533-5202 Supplies/Materials-Expendable	23,605	28,777	24,600	16,500
533-5203 Supplies-Fuel/Lubricants	71,741	82,267	78,000	78,000
533-5204 Supplies-Janitorial	3,237	1,957	3,000	5,000
533-5205 Supplies-Uniforms/Protective gear	6,080	10,053	17,000	20,900
533-5206 Permits/Application fees	27,525	21,723	31,500	32,200
533-5207 Supplies-Chemicals	362,495	390,031	489,900	514,000
533-5208 Materials consumed-New meters				7,000
533-5401 General Collection Books	129	98	250	250
533-5403 Memberships/Schools	16,915	19,961	83,540	74,994
533-5901 Depreciation-Buildings	513,244	517,363	505,241	517,363
533-5902 Depreciation-Improvements	2,086,181	2,146,038	2,306,197	2,382,608
533-5903 Depreciation-Infrastructure	93,983	91,023	93,983	91,024
533-5905 Depreciation-Furniture and Equipment	478,072	560,306	523,154	668,396
<b>Total Materials &amp; Supplies</b>	<b>3,708,992</b>	<b>3,905,876</b>	<b>4,192,365</b>	<b>4,438,735</b>
<b>Capital:</b>				
533-6150 Amortization-Asset acquisition cost	2,515	2,516	1,277	2,558
162-9001 Building			50,000	70,000
166-9001 Machinery and Equipment			483,950	8,500
169-6150 Construction in progress			6,562,208	1,198,200
<b>Total Capital</b>	<b>2,515</b>	<b>2,516</b>	<b>7,097,435</b>	<b>1,279,258</b>
<b>Debt Service:</b>				
533-7204 Interest expense-11/2007 Promissory Note	131,793			
533-7302 Trustee fees			500	
533-7313 Amortization-2007 Note issuance cost	1,274	1,274		1,274
<b>Total Debt Service</b>	<b>133,067</b>	<b>1,274</b>	<b>500</b>	<b>1,274</b>
<b>Non Operating:</b>				
533-9950 Provision for uncollectible accounts	2,473	9,738	2,500	2,500
<b>Total Non Operating</b>	<b>2,473</b>	<b>9,738</b>	<b>2,500</b>	<b>2,500</b>
<b>Total Expenses</b>	<b>10,712,344</b>	<b>10,898,861</b>	<b>18,799,657</b>	<b>13,404,597</b>

**City of Plantation  
Water Services  
440-0100**

**Foot Notes - 2013**

<b>533-3101</b>	<b>Employment testing services</b>	
	<i>Drivers License Verification</i>	150
	<i>Hepatitis B Vaccine Confirmation</i>	1,040
	<i>Miscellaneous Employment Testing</i>	150
	<i>Osha Respirator Medical Exam</i>	1,450
	<i>Post Accident Drug Screening</i>	600
	<i>Random Employee DOT Alcohol Testing</i>	200
	<i>Random Employee Safety Sensitive Drug Testing. Employment testing services needed by Hr Dept, Utilities Dept and Regulatory Agency</i>	1,000
		<u><b>4,590</b></u>
<b>533-3140</b>	<b>Engineering</b>	
	<i>Annual Utilities Evaluation Report</i>	35,000
	<i>General Engineering Services</i>	85,000
	<i>Power System Short Circuit Coordination Study</i>	40,000
	<i>Rate Analysis</i>	2,000
		<u><b>162,000</b></u>
<b>533-3141</b>	<b>Chemical analysis</b>	
	<i>Annual Primary, Secondary Analysis</i>	17,000
	<i>DI Student T Test (SM9020B) Outside Contract (Qrtly)</i>	500
	<i>Miscellaneous Tests</i>	2,000
	<i>Qrtly Gross Alpha; Radium 226 &amp; 228; Analysis (Deepwell)</i>	8,800
	<i>Qrtly Trihalamethanes Analysis</i>	4,000
	<i>Qrtly Wellfield Analysis</i>	12,000
	<i>Total Organic Carbon (SM5310B-DI Water TOC)</i>	300
	<i>Chemical analysis needed for operational regulatory testing</i>	
		<u><b>44,600</b></u>
<b>533-4001</b>	<b>Food and shelter</b>	
	<i>Meals/Hotel expenditures</i>	
<b>533-4002</b>	<b>Transportation costs</b>	
	<i>Mileage Reimbursement</i>	4,000
	<i>Transportation Costs: travel, parking, toll expenditures, mileage reimbursement</i>	500
		<u><b>4,500</b></u>
<b>533-4101</b>	<b>Postage/shipping charges</b>	
	<i>Any postage and shipping expenditures paid directly to the mail/shipping carrier.</i>	
<b>533-4102</b>	<b>Communications</b>	
	<i>To pay cell phone, landlines, pagers, beepers, wireless internet service and cable monthly service expenditures.</i>	

**City of Plantation  
Water Services  
440-0100**

**Foot Notes - 2013**

<b>533-4401</b>	<b>Rentals</b>	
	<i>City Hall Office Rental</i>	30,150
	<i>Equipment Rental (includes: cranes, pumps, saws, scissors, lifts).</i>	1,500
		<u><b>31,650</b></u>
<b>533-4601</b>	<b>R/M-Equipment</b>	
	<i>Generator and Switchgear Maintenance</i>	16,800
	<i>Water plant equipment to include but not limited to auxiliary equipment, security equipment, labor &amp; lubricants.</i>	200,000
		<u><b>216,800</b></u>
<b>533-4603</b>	<b>R/M-Vehicles</b>	
	<i>Utilities vehicle fleet and equipment maintained by Public Works Garage (i.e. any UT tagged equipment).</i>	
<b>533-4604</b>	<b>R/M-Grounds</b>	
	<i>Backcharges from PW Dept</i>	105,000
	<i>Maintenance of grounds to include but not limited to: replacement of sod/shrubbery, repair/maintenance roadways &amp; sidewalks, fencing, mailboxes, etc it relates to Utility and residential property.</i>	16,500
		<u><b>121,500</b></u>
<b>533-4605</b>	<b>R/M-Structures</b>	
	<i>Repair and maintenance of Plant structures.</i>	
<b>533-4606</b>	<b>R/M-Maintenance contract</b>	
	<i>Air Conditioning</i>	2,000
	<i>Backflow Prevention (Tokay) Annual Software Support</i>	790
	<i>Check Verification</i>	14,000
	<i>Communication Equipment</i>	1,000
	<i>Copier lease (CWTP)</i>	1,500
	<i>Copier lease for City Hall and Regional Plant Admin Bldg.</i>	4,616
	<i>EOC Copier Lease</i>	900
	<i>EWTP Admin Bldg Copier Lease</i>	1,800
	<i>EWTP Copier Maintenance Contract</i>	480
	<i>Fire Extinguisher</i>	300
	<i>Gas Pump Maintenance</i>	1,000
	<i>GPS Software Maintenance Contract</i>	300
	<i>Hansen App Care Services</i>	33,000
	<i>Hansen Software Support &amp; Licenses</i>	49,260
	<i>Instrumentation</i>	18,000
	<i>Measurement &amp; Verification Services Agreement</i>	23,841
	<i>Meter Maintenance</i>	10,000
	<i>Misc Scanning Licenses and Software</i>	10,000
	<i>Miscellaneous Repairs</i>	1,000
	<i>Radix Service Agreement with Software Updates</i>	1,300
	<i>Utilities Department and City of Plantation maintenance contracts and service agreements.</i>	
		<u><b>175,087</b></u>
<b>533-4620</b>	<b>R/M-Wells</b>	
	<i>Water well maintenance to include but not limited to: repairs to pumps and motors that are associated with the wells.</i>	

**City of Plantation  
Water Services  
440-0100**

**Foot Notes - 2013**

533-4621	<b>R/M-Mains</b> <i>Routine repairs, maintenance to water mains and their appurtenances.</i>	
533-4622	<b>R/M-Meters</b> <i>Repair/replace old meters that are not longer functioning properly.</i>	
533-4623	<b>R/M-Hydrants</b> <i>Repair/replace worn and/or damaged hydrants and appurtenance.</i>	
533-4701	<b>Printing and binding</b> <i>Consumer Confidence Report Door hangers, customer monthly statements, Consumer Confidence Reports.</i>	13,000 <u>19,000</u> <u><b>32,000</b></u>
533-4803	<b>Advertising</b> <i>Services to include but not limited to: bid announcements and public announcements.</i>	
533-4920	<b>Allocated operating costs</b> <i>This includes indirect costs, services - general, personnel and maintenance.</i>	
533-5101	<b>Supplies-Office</b> <i>General office supplies and equipment under \$1,000.</i>	
533-5201	<b>Tools/Under threshold furn/equip</b> <i>Purchase and repair of furniture, minor tools and equipment under \$1,000.</i>	
533-5202	<b>Supplies/Materials-Expendable</b> <i>Expendable items (disposable equip) that are peculiar to the department; medical supplies, lab disposable equipment.</i>	
533-5203	<b>Supplies-Fuel/Lubricants</b> <i>Fuel for all vehicles &amp; equipment.</i>	
533-5204	<b>Supplies-Janitorial</b> <i>Laboratory cleanliness (i.e. liquid/dry cleansers, brooms, mops, polish, tissue paper, paper towels, etc.)</i>	
533-5205	<b>Supplies-Uniforms/Protective gear</b> <i>Protective Gear Safety shoes Utilities uniform program, protective gear and equipment (i.e. shirts, pants, leather gloves, latex gloves, harnesses, etc.)</i>	6,000 2,900 12,000 <u><b>20,900</b></u>
533-5206	<b>Permits/Application fee</b> <i>Application Fees Broward County Public Health Unit CWTP &amp; EWTP Dept. of Planning &amp; Environmental Protection Air Permit CWTP &amp; EWTP Dept. of Planning &amp; Environmental Protection Haz Mat CWTP Dept. of Planning &amp; Environmental Protection Haz Mat EWTP Fl Dept of Envir Protection Deepwell - 5 Year Renewal CWTP</i>	1,500 15,800 540 1,500 1,000 2,500

**City of Plantation  
Water Services  
440-0100**

**Foot Notes - 2013**

<b>533-5206</b>	<b>Permits/Application fee</b>	
	<i>Fl Dept of Envir Protection Deepwell - 5 Year Renewal EWTP</i>	2,500
	<i>Florida Dept. of Environmental Protection Storage Tank Permit - EWTP</i>	200
	<i>Florida Dept. of Environmental Protection Storage Tank Permit - CWTP</i>	300
	<i>Laboratory Certification</i>	1,460
	<i>Misc Construction Permits</i>	1,800
	<i>Sunshine State Call One - Utility Locations</i>	3,100
	<i>Permits, application fees, Utility location fees, that are particular to the dept.</i>	
		<b>32,200</b>
<b>533-5207</b>	<b>Supplies-Chemicals</b>	
	<i>Ammonia</i>	11,000
	<i>Anti-Scalant</i>	140,000
	<i>Caustic Soda</i>	45,000
	<i>Chlorine Bleach/Sodium Hypochlorite</i>	140,000
	<i>Corrosion Inhibitor</i>	75,000
	<i>Fluoride</i>	55,000
	<i>Lab Chemicals</i>	15,000
	<i>Misc Chemicals</i>	8,000
	<i>Sodium Hexametaphosphate</i>	25,000
	<i>Chemicals used/needed to treat, test, and maintain water quality in accordance with regulatory standards.</i>	
		<b>514,000</b>
<b>533-5208</b>	<b>Materials consumed-New meters</b>	
	<i>The installation of new meter and service.</i>	
<b>533-5401</b>	<b>General Collection Books</b>	
	<i>Reference materials, manuals, videos, pertinent to safety, specifications, plant operation, regulatory standards and lab testing.</i>	
<b>533-5403</b>	<b>Memberships/Schools</b>	
	<i>American Water Works Association Florida Section</i>	1,100
	<i>American Water Works Association National Membership</i>	5,700
	<i>Backflow Technician School &amp; Membership</i>	1,200
	<i>Broward County Mobile Irrigation Project</i>	6,064
	<i>Broward County Water Conservation Initiatives Program</i>	37,000
	<i>F.A.C.E. Membership</i>	20
	<i>Field Crew Continuous Education Classes</i>	2,000
	<i>FL Dept Enviro Protect Dist. Opr License Renewal</i>	1,300
	<i>FL Dept Enviro Protect Opr License Renewal</i>	2,200
	<i>Florida Dept. of Envir Protection Required Continuous Education Classes</i>	2,500
	<i>Florida Society of Environmental Analysts</i>	75
	<i>Florida Water &amp; Pollution Control Operators Association Membership 49 x \$30</i>	1,100
	<i>Florida Water &amp; Pollution Control Operators Association Short School</i>	1,000
	<i>FSAWWA Best Tasting Drinking Water Contest</i>	80
	<i>FSEA Seminar (Annual Required Recertification)</i>	250
	<i>Governmental Purchasing Organizations</i>	205
	<i>Misc. Continuous Education Classes</i>	3,000
	<i>Monthly Safety Training Classes</i>	7,500
	<i>National Notary</i>	30

**City of Plantation  
Water Services  
440-0100**

**Foot Notes - 2013**

<b>533-5403</b>	<b>Memberships/Schools</b>	
	<i>Southeast Florida Desalting Assoc Membership</i>	550
	<i>Southeast Florida Desalting Association Semi-Annual Conference</i>	1,500
	<i>Southeast Florida Utility Council Membership</i>	350
	<i>US Green Building Council (City Hall)</i>	50
	<i>Water Environmental Federation</i>	220
	<i>Needed to sustain modern knowledge in the Utilities industry.</i>	
		<hr/> <b>74,994</b> <hr/>
	<b>Salary Contingency</b>	
	<i>Annual Leave/Sick Leave</i>	31,950
	<i>Longevity Pay</i>	42,475
	<i>Shift Differential</i>	25,896
	<i>Will Call salary</i>	14,820
		<hr/> <b>115,141</b> <hr/>



**City of Plantation  
WasteWater Services  
440-0200**

**Staffing Levels**

	FY 2011	FY 2012	FY 2013
Utilities Director	1	1	1
Assistant Utilities Director	1	1	1
Operational Development Adm	1	1	1
Capital Improvement Adm	1	1	1
Utilities Mtc Superintendent	1	1	1
WW/Operations Superintendent	1	1	1
Utilities Budget/Purchasing Mgr	1	1	1
Util Dept Customer Service Mgr	1	1	1
Lead Plant Operator	2	2	2
Chief Electrical Control Tech	1	1	1
Environmental Analyst II	1	1	1
Chief Mechanical Technician	1	0	0
GIS Analyst	1	0	0
Utilities Plant Opr/Class A	3	1	1
Utilities Plant Mtc Supervisor	0	1	1
Environmental Analyst I	1	1	1
Utilities Plant Opr/Class B	3	3	3
Meter Installation Foreman	1	1	1
WW/Collection System Foreman	1	1	1
Water Dist System Foreman	1	1	1
Utilities Project Specialist	1	1	1
Utilities Plant Mech III (A)	1	1	1
Executive Office Assistant	1	1	1
Utilities Plant Opr/Class C	6	8	8
Plant Operator/Trainee	2	0	0
Utilities Locator	1	1	1
Utilities Plant Mech II (B)	1	2	2
Water Distribution Tech/I	1	1	1
Electrical Control Technician	3	3	3
Buyer/Inventory Control	1	0	0
Quality Assurance Specialist	1	1	1
Water Distribution Tech/II	1	1	1
Utilities Buyer	0	1	1
Utilities Service Worker	17	15	15
Lead Meter Reader	1	1	1
WW Collection Tech/C	1	1	1

**City of Plantation  
WasteWater Services  
440-0200**

**Staffing Levels**

	FY 2011	FY 2012	FY 2013
Utilities Plant Mech I (C)	3	4	4
Water Distribution Tech/III	2	3	3
Accounting Assistant	0	1	1
Principal Office Assistant	1	1	1
Customer Service Rep	7	7	7
Clerk Typist II	1	0	0
Utilities Laborer	1	0	0
GIS Locator - P/T	1	1	1
Util Plant Opr Asst (Will Call)	0	0	1
Lab Technician - P/T	0	1	1
Utilities Plant Operator/Class B - P/T	1	1	0
Office Assistant - P/T	2	2	1
<b>Total Budgeted Positions</b>	<b>82</b>	<b>80</b>	<b>79</b>

**Budget Summary**

	Actual FY 2011	Budget FY 2012	Adopted FY 2013
<u>Expenditures</u>			
Personal Services	3,324,072	3,377,541	3,471,491
Operating Expenditures	8,454,650	9,781,357	9,966,564
Non-Operating Expenditures	13,527	4,277	6,332
Capital Outlay	-	12,176,646	613,000
<b>Expenditures Totals</b>	<b>11,792,249</b>	<b>25,339,821</b>	<b>14,057,387</b>

**City of Plantation  
Wastewater Services  
440-0200**

	Actual FY 2010	Actual FY 2011	Adopted FY 2012	Adopted FY 2013
<b>Salaries and Wages:</b>				
535-1201 Payroll-Pension Qualified	1,795,511	1,836,992	1,920,092	1,886,778
535-1301 Payroll-Non-Pension Qualified	93,341	89,852	160,442	121,659
535-1401 Payroll-Overtime	143,250	103,486	110,000	114,022
<b>Total Salaries and Wages</b>	<b>2,032,102</b>	<b>2,030,331</b>	<b>2,190,533</b>	<b>2,122,459</b>
<b>Employee Benefits:</b>				
535-2199 FICA	153,565	152,906	167,337	162,171
535-2299 Retirement-Required Employer Contribution	231,980	322,134	289,465	359,373
535-2308 Life Insurance Benefit	3,438	4,292	3,444	3,483
535-2313 Long Term Disability Benefit	5,392	5,558	6,145	6,127
535-2399 Health Benefits	630,155	813,956	667,044	765,134
535-2499 Worker's Compensation	41,672	(5,105)	53,571	52,745
<b>Total Employee Benefits</b>	<b>1,066,202</b>	<b>1,293,742</b>	<b>1,187,007</b>	<b>1,349,032</b>
<b>Services:</b>				
535-3101 Employment testing services	2,424	1,736	4,365	4,590
535-3140 Engineering	37,876	117,141	283,000	225,000
535-3141 Chemical analysis	9,965	9,072	19,100	18,000
535-3199 Legal-Allocation	10,469	26,690	12,000	9,000
535-3201 Audit services	22,875	22,688	25,000	23,850
535-3401 Bank service fees	62,796	55,990	65,000	22,261
535-3420 Misc contractual services				20,000
535-4001 Food and shelter	610	224	1,000	1,000
535-4002 Transportation costs	40	22	500	4,500
535-4101 Postage/shipping charges	56,768	56,281	60,000	60,000
535-4102 Communications	7,802	8,946	10,000	13,000
535-4301 Electricity	1,154,552	1,111,260	1,308,300	1,279,500
535-4304 Waste disposal	317,643	292,496	700,000	700,000
535-4401 Rentals	31,019	30,871	33,650	33,650
535-4601 R/M-Equipment	308,502	247,225	300,000	312,000
535-4603 R/M-Vehicles	34,929	38,517	32,500	50,000
535-4604 R/M-Grounds	80,442	75,769	77,550	121,500
535-4605 R/M-Structures	23,072	1,185	30,000	18,000
535-4606 R/M-Maintenance contract	60,965	66,693	117,879	171,817
535-4621 R/M-Mains	40,052	30,884	50,000	40,000
535-4624 R/M-Maintenance contracts-lift stations	214,152	206,668	197,000	197,000
535-4625 R/M-Lift station-labor	371,171	497,555	503,500	495,000
535-4626 R/M-Lift station-materials	235,270	333,057	315,000	310,000
535-4701 Printing and binding	20,165	18,925	26,200	25,000
535-4803 Advertising	1,626	187	6,200	5,500
535-4813 High Efficiency Toilet Credit	58,000			
535-4920 Allocated operating costs	813,200	853,850	896,543	941,370
<b>Total Services</b>	<b>3,976,386</b>	<b>4,103,933</b>	<b>5,074,287</b>	<b>5,101,538</b>

**City of Plantation  
Wastewater Services  
440-0200**

	Actual FY 2010	Actual FY 2011	Adopted FY 2012	Adopted FY 2013
<b>Materials &amp; Supplies:</b>				
535-5101 Supplies-Office	5,413	4,923	6,000	6,000
535-5201 Tools/Under threshold furn/equip	17,890	23,460	30,000	25,000
535-5202 Supplies/Materials-Expendable	10,369	15,175	38,000	17,000
535-5203 Supplies-Fuel/Lubricants	70,497	85,092	76,500	78,000
535-5204 Supplies-Janitorial	4,060	2,692	4,000	4,000
535-5205 Supplies-Uniforms/Protective gear	6,322	9,133	17,000	20,900
535-5206 Permits/Application fees	8,106	8,067	19,200	22,080
535-5207 Supplies-Chemicals	173,799	163,911	276,470	224,000
535-5401 General Collection Books	29	97	200	200
535-5403 Memberships/Schools	5,738	3,956	27,460	19,745
535-5901 Depreciation-Buildings	138,399	155,353	136,200	155,353
535-5902 Depreciation-Improvements	2,595,075	2,780,188	2,975,453	3,184,476
535-5903 Depreciation-Infrastructure	224,763	231,628	292,038	231,628
535-5905 Depreciation-Furniture and Equipment	799,256	867,044	808,549	876,644
<b>Total Materials &amp; Supplies</b>	<b>4,059,715</b>	<b>4,350,718</b>	<b>4,707,070</b>	<b>4,865,026</b>
<b>Capital:</b>				
535-6150 Amortization-Asset acquisition cost	2,516	2,516	1,277	2,558
162-9001 Buildings			452,000	
166-9001 Machinery and Equipment			135,000	3,000
169-6150 Construction in progress			11,589,646	610,000
<b>Total Capital</b>	<b>2,516</b>	<b>2,516</b>	<b>12,177,923</b>	<b>615,558</b>
<b>Debt Service:</b>				
535-7202 Interest expense-DER loan	34,491			
535-7204 Interest expense-11/2007 Promissory Note	131,793			
535-7302 Trustee fees	1,020		500	
535-7313 Amortization-2007 Note issuance cost	1,274	1,274		1,274
<b>Total Debt Service</b>	<b>168,578</b>	<b>1,274</b>	<b>500</b>	<b>1,274</b>
<b>Non Operating:</b>				
535-9950 Provision for uncollectible accounts	2,473	9,738	2,500	2,500
<b>Total Non Operating</b>	<b>2,473</b>	<b>9,738</b>	<b>2,500</b>	<b>2,500</b>
<b>Total Expenses</b>	<b>11,307,972</b>	<b>11,792,250</b>	<b>25,339,820</b>	<b>14,057,387</b>

**City of Plantation  
Wastewater Services  
440-0200**

**Foot Notes - 2013**

<b>535-3101</b>	<b>Employment testing services</b>	
	<i>Drivers License Verification</i>	150
	<i>Hepatitis B Vaccine Confirmation</i>	1,040
	<i>Miscellaneous Employment Testing</i>	150
	<i>Osha Respirator Medical Exam</i>	1,450
	<i>Post Accident Drug Screening</i>	600
	<i>Random Employee DOT Alcohol Testing</i>	200
	<i>Random Employee DOT Drug Testing</i>	1,000
	<i>Employment testing services needed by HR Dept, Utilities Dept. and Regulatory Agencies.</i>	
		<u><b>4,590</b></u>
<b>535-3140</b>	<b>Engineering</b>	
	<i>General Engineering Services</i>	80,000
	<i>Rate Analysis</i>	2,000
	<i>RWWTP - Automation Study</i>	115,000
	<i>RWWTP - Digester Cover(s) Inspection</i>	28,000
		<u><b>225,000</b></u>
<b>535-3141</b>	<b>Chemical analysis</b>	
	<i>Annual Bio-Solids</i>	800
	<i>Annual Priority Pollutant Scan</i>	4,000
	<i>Bi-Annual Cryptosporidium/Giardia Pathogen Test</i>	1,350
	<i>Bi-Monthly Sludge Samples</i>	1,100
	<i>DiStudent T Test(SM9020B)Outside Contract (Qrtly)</i>	500
	<i>Fat, Oils &amp; Grease Tests</i>	1,400
	<i>Miscellaneous Tests</i>	2,000
	<i>Primary and Secondary Pollutants Analysis</i>	6,100
	<i>Regulatory Agency Imposed</i>	600
	<i>Total Organic Carbon(SM5310B-DI Water TOC)</i>	150
	<i>Chemical analysis needed for operational regulatory testing.</i>	
		<u><b>18,000</b></u>
<b>535-4001</b>	<b>Food and shelter</b>	
	<i>Meals/Hotel expenditures.</i>	
<b>535-4002</b>	<b>Transportation costs</b>	
	<i>Mileage Reimbursement</i>	4,000
	<i>Travel, parking, toll expenditures</i>	500
		<u><b>4,500</b></u>
<b>535-4101</b>	<b>Postage/shipping charges</b>	
	<i>Any postage and shipping expenditures paid directly to the mail/shipping carrier.</i>	
<b>535-4102</b>	<b>Communications</b>	
	<i>To include but not limited to cell phones, landlines, pagers, beepers, wireless internet service and cable monthly service expenditures.</i>	
<b>535-4304</b>	<b>Waste disposal</b>	
	<i>Monthly sewer septic dump fee for Vector trucks &amp; Regional Plant sludge removal.</i>	

**City of Plantation  
Wastewater Services  
440-0200**

**Foot Notes - 2013**

<b>535-4401</b>	<b>Rentals</b> <i>Equipment Rental (including cranes)</i> <i>Rental City Hall</i>	3,500 30,150 <hr/> <b>33,650</b>
<b>535-4601</b>	<b>R/M-Equipment</b> <i>Generator &amp; Switchgear Maintenance</i> <i>Repair/Maintenance of wastewater plant equipment to include but not limited to auxiliary equipment, security equipment, labor &amp; lubricants.</i>	12,000 300,000 <hr/> <b>312,000</b>
<b>535-4603</b>	<b>R/M-Vehicles</b> <i>Utilities vehicle fleet and equipment maintained by Public Works Garage (i.e. UT tagged equipment)</i>	
<b>535-4604</b>	<b>R/M-Grounds</b> <i>Backcharges from PW Dept.</i> <i>Maintenance of grounds to include but not limited to replacement of sod/shrubbery, repair/maintenance roadways &amp; sidewalks, fencing, mailboxes, etc. it relates to Utility and residential property.</i>	105,000 16,500 <hr/> <b>121,500</b>
<b>535-4605</b>	<b>R/M-Structures</b> <i>Repair and maintenance of Plant structures.</i>	
<b>535-4606</b>	<b>R/M-Maintenance contract</b> <i>Check Verification</i> <i>Communication Equipment</i> <i>Copier Lease (CWTP)</i> <i>Copier lease for City Hall and Regional Plant Admin.</i> <i>EOC Copier Lease</i> <i>EWTP Admin Bldg Copier Lease</i> <i>Fire Ext.</i> <i>Gas Pump Maintenance</i> <i>GPS Software Maintenance Contract</i> <i>Hansen App Care Services</i> <i>Hansen Software Support &amp; Licenses</i> <i>Instrumentation</i> <i>Measurement &amp; Verification Service Agreement</i> <i>Meter Maintenance</i> <i>Misc Scanning Licenses and Software</i> <i>Miscellaneous Repairs</i> <i>Radix Service Agreement with Software Update</i> <i>Utilities Department and City of Plantation maintenance contracts and service agreements.</i>	14,000 1,000 1,500 4,616 900 1,800 300 1,000 300 33,000 49,260 18,000 23,841 10,000 10,000 1,000 1,300 <hr/> <b>171,817</b>
<b>535-4621</b>	<b>R/M-Mains</b> <i>Routine repairs, maintenance to sewer mains and their appurtenances.</i>	
<b>535-4624</b>	<b>R/M-Maintenance contracts-lift stations</b> <i>Monthly service contract for lift stations.</i>	

**City of Plantation  
Wastewater Services  
440-0200**

**Foot Notes - 2013**

535-4625	<b>R/M-Lift station-labor</b> <i>Lift station labor services.</i>	
535-4626	<b>R/M-Lift station-materials</b> <i>Any and all material that is purchased/used for maintaining City lift stations.</i>	
535-4701	<b>Printing and binding</b> <i>Utilities printing and binding services to include but not limited to: door hangers and customer monthly statements.</i>	
535-4803	<b>Advertising</b> <i>Utilities advertising services to include but not limited to: bid announcements and public announcements.</i>	
535-4920	<b>Allocated operating costs</b> <i>This includes indirect allocated costs, such general services, personnel services and custodial maintenance.</i>	
535-5101	<b>Supplies-Office</b> <i>General Office Supplies and equipment under \$1,000.</i>	
535-5201	<b>Tools/Under threshold furn/equip</b> <i>Purchase and repair of furniture, minor tools and equipment under \$1,000.</i>	
535-5202	<b>Supplies/Materials-Expendable</b> <i>Expendable items (disposable equipment) that are peculiar to the department: medical supplies &amp; lab disposable equipment.</i>	
535-5203	<b>Supplies-Fuel/Lubricants</b> <i>Fuel for all vehicles &amp; equipment.</i>	
535-5204	<b>Supplies-Janitorial</b> <i>Materials needed to maintain office and laboratory cleanliness (i.e. liquid/dry cleansers, brooms, mops, polish, tissue paper, paper towels, etc.)</i>	
535-5205	<b>Supplies-Uniforms/Protective gear</b> <i>Protective Gear Supplies</i>	6,000
	<i>Safety shoes</i>	2,900
	<i>Utilities uniform program, protective gear and equipment (i.e. shirts, pants, leather gloves, latex gloves, harnesses, etc.)</i>	12,000
		<hr/> <b>20,900</b> <hr/>
535-5206	<b>Permits/Application fees</b> <i>Application Fees</i>	1,500
	<i>Construction Permits</i>	1,000
	<i>DPEP Air</i>	2,200
	<i>DPEP Haz Mat Lift Station 96 License</i>	175
	<i>DPEP Haz Mat Wastewater Treatment Plant</i>	1,000
	<i>DPEP Haz Storage Tank L.S. 103/County EPD</i>	105
	<i>DPEP WWTP Operation (Annual)</i>	2,500
	<i>FDEP Storage Tank L.S. 103 (Annual)</i>	50
	<i>FDEP Storage Tank WWTP (Annual)</i>	150

**City of Plantation  
Wastewater Services  
440-0200**

**Foot Notes - 2013**

<b>535-5206</b>	<b>Permits/Application fees</b>	
	<i>FDEP Wastewater Annual Fee</i>	700
	<i>FL Dept Envir Protection (Deepwells)</i>	2,500
	<i>FL Dept WWTP Operational Permit</i>	2,500
	<i>Laboratory Certification (Annual)</i>	1,500
	<i>Lift Station License (State &amp; County)</i>	2,500
	<i>OES Dump Permit</i>	100
	<i>Sunshine State One-Call Locations(Monthly)</i>	3,600
	<i>Permits, application fees, Utility location fees that are particular to the dept.</i>	<u>22,080</u>
<b>535-5207</b>	<b>Supplies-Chemicals</b>	
	<i>Calcium Hypochlorite</i>	5,500
	<i>Chlorine Bleach/Sodium Hypochlorite</i>	110,000
	<i>Ferric Sulfate</i>	40,000
	<i>Lab Chemicals</i>	17,500
	<i>Misc Chemicals</i>	1,000
	<i>Polymer</i>	50,000
	<i>Chemicals used/needed to treat and test wastewater in accordance with regulatory standards.</i>	<u>224,000</u>
<b>535-5401</b>	<b>General Collection Books</b>	
	<i>Reference materials, manuals, videos, pertinent to safety, specifications, plant operation, regulatory standards and lab testing.</i>	
<b>535-5403</b>	<b>Memberships/Schools</b>	
	<i>Collection Systems Operator Class</i>	1,000
	<i>Continuing Education Unit Classes for Operators</i>	2,500
	<i>F.A.C.E. Membership</i>	20
	<i>FDEP New Operator License</i>	300
	<i>FDEP Operator License Renewal</i>	1,800
	<i>FL Industrial Pretreatment Association</i>	45
	<i>FL Society of Environmental Analysts(Membership)</i>	75
	<i>FSEA Seminar (Annual Required Recertification)</i>	175
	<i>FSEA Short School</i>	50
	<i>FWPCOA Memberships (45)</i>	1,080
	<i>FWPCOA Short School</i>	1,000
	<i>Governmental Purchasing Organization</i>	205
	<i>Misc. Continuous Education Classes</i>	3,000
	<i>Monthly Safety Training Classes</i>	7,500
	<i>National Notary</i>	30
	<i>Southeast FLA Utility Council Membership</i>	350
	<i>US Green Building Council (City Hall)</i>	50
	<i>Water Environmental Federation Membership Fees</i>	565
	<i>Memberships and schools needed to sustain modern knowledge in the Utilities industry.</i>	<u>19,745</u>
	<b>Salary Contingency</b>	
	<i>Annual Leave/Sick Leave</i>	30,921
	<i>Longevity Pay</i>	24,325
	<i>Shift Differential</i>	13,416
	<i>Will Call Salary</i>	14,820
		<u>83,482</u>



**City of Plantation  
Utilities Operations and Maintenance  
440-0000**

	<b>Actual FY 2010</b>	<b>Actual FY 2011</b>	<b>Adopted FY 2012</b>	<b>Adopted FY 2013</b>
<b>Non Operating:</b>				
581-9101 Interfund tfrs-Out-General fund	1,455,000	1,981,550	1,981,550	1,981,550
581-9121 Interfund tfrs-Out-2002 Bond Sinking	5,471,246	2,627,194		
581-9141 Interfund tfrs-Out-Utility Sinking		968,058	983,900	981,932
581-9143 Interfund tfrs-Out-Repair and Replacement	974,020			
<b>Total Non Operating</b>	<b><u>7,900,266</u></b>	<b><u>5,576,802</u></b>	<b><u>2,965,450</u></b>	<b><u>2,963,482</u></b>

**City of Plantation  
Utility Sinking  
441-0000**

	Actual FY 2010	Actual FY 2011	Adopted FY 2012	Adopted FY 2013
<b>Revenue:</b>				
<b>Misc Revenue</b>				
361-1001 Investment Interest	11	28	84	
361-9999 Interest and other earnings-Allocated		2,490		748
369-9900 Other misc earnings-Allocated				1,029
<b>Total Misc Revenue</b>	<b>11</b>	<b>2,518</b>	<b>84</b>	<b>1,777</b>
<b>Non-Operating</b>				
381-0440 Interfund tfrs-In-Utility Operating		968,058	983,900	981,932
381-0445 Interfund tfrs-In-Wastewater Capacity	900,000			
<b>Total Non-Operating</b>	<b>900,000</b>	<b>968,058</b>	<b>983,900</b>	<b>981,932</b>
<b>Total Revenue</b>	<b>900,011</b>	<b>970,577</b>	<b>983,984</b>	<b>983,709</b>
<b>Expenses:</b>				
<b>Debt Service:</b>				
533-7104 Principal - Water - 2007 Loan			240,777	251,376
533-7106 Principal - Drinking Water - FDEP Loan			43,899	44,929
533-7204 Interest Expense - Water - 2007 Loan		119,889	108,317	97,718
533-7206 Interest Expense - Drinking Water - FDEP Loan		16,900	29,804	28,500
535-7104 Principal - Wastewater - 2007 Loan			240,777	251,376
535-7105 Principal - Wastewater - 2010 Loan			133,975	138,364
535-7204 Interest Expense - Wastewater - 2007 Loan		119,889	108,317	97,718
535-7205 Interest Expense - Wastewater - 2010 Loan		62,574	78,118	73,728
<b>Total Debt Service</b>		<b>319,252</b>	<b>983,984</b>	<b>983,709</b>
<b>Non Operating:</b>				
581-9140 Interfund tfrs-Out-Operations and Maintenance	899,947	99,042		
581-9143 Interfund tfrs-Out-Repair and Replacement		15,238		
<b>Total Non Operating</b>	<b>899,947</b>	<b>114,280</b>		
<b>Total Expenses</b>	<b>899,947</b>	<b>433,532</b>	<b>983,984</b>	<b>983,709</b>

**City of Plantation  
 Repair and Replacement Fund  
 443-0000**

	Actual FY 2010	Actual FY 2011	Adopted FY 2012	Adopted FY 2013
<b>Revenue:</b>				
<b>Misc Revenue</b>				
361-9999 Interest and other earnings-Allocated		10,458		2,402
369-9900 Other misc earnings-Allocated				3,304
<b>Total Misc Revenue</b>		10,458		5,706
<b>Non-Operating</b>				
381-0440 Interfund tfrs-In-Utility Operating	974,020			
381-0441 Interfund tfrs-In-Utility d.s. Sinking		15,238		
381-0446 Interfund tfrs-In-Revenue Generation				8,080,298
<b>Total Non-Operating</b>	974,020	15,238		8,080,298
 <b>Total Revenue</b>	<b>974,020</b>	<b>25,697</b>		<b>8,086,004</b>

**City of Plantation**  
**Repair and Replacement-Water Services**  
**443-0000**

	Actual FY 2010	Actual FY 2011	Adopted FY 2012	Adopted FY 2013
<b>Expenses:</b>				
<b>Capital:</b>				
166-9001 Machinery and Equipment				180,400
169-6150 Construction in progress				2,825,196
<b>Total Capital</b>				<b>3,005,596</b>
<b>Total Expenses</b>				<b>3,005,596</b>

**City of Plantation**  
**Repair and Replacement-Wastewater Services**  
**443-0000**

	<u>Actual</u> <u>FY 2010</u>	<u>Actual</u> <u>FY 2011</u>	<u>Adopted</u> <u>FY 2012</u>	<u>Adopted</u> <u>FY 2013</u>
<b>Expenses:</b>				
<b>Capital:</b>				
166-9001 Machinery and Equipment				466,500
169-6150 Construction in progress				4,613,908
<b>Total Capital</b>				<u>5,080,408</u>
<b>Total Expenses</b>				<u><u>5,080,408</u></u>

**City of Plantation  
Water Capacity  
444-0000**

	Actual FY 2010	Actual FY 2011	Adopted FY 2012	Adopted FY 2013
<b>Revenue:</b>				
<b>Impact Fees</b>				
324-2100 Impact Fees-Residential-Physical Environment			625,900	127,500
324-2200 Impact Fees-Commercial-Physical Environment			156,475	22,500
363-2301 Impact Fees-Utility	52,525	106,075		
<b>Total Impact Fees</b>	52,525	106,075	782,375	150,000
<b>Misc Revenue</b>				
361-9999 Interest and other earnings-Allocated	344	611		577
361-9999 Othermisc earnings-Allocated				794
<b>Total Misc Revenue</b>	344	611		1,371
 <b>Total Revenue</b>	<b>52,869</b>	<b>106,686</b>	<b>782,375</b>	<b>151,371</b>
 <b>Expenses:</b>				
<b>Services:</b>				
533-3401 Bank service fees				329
<b>Total Services</b>				329
<b>Capital:</b>				
533-6501 Construction in Progress				68,400
<b>Total Capital</b>				68,400
 <b>Total Expenses</b>				<b>68,729</b>

**City of Plantation  
Wastewater Capacity  
445-0000**

	<u>Actual FY 2010</u>	<u>Actual FY 2011</u>	<u>Adopted FY 2012</u>	<u>Adopted FY 2013</u>
<b>Revenue:</b>				
<b>Impact Fees</b>				
324-2100 Impact Fees-Residential-Physical Environment			512,100	85,000
324-2200 Impact Fees-Commercial-Physical Environment			128,025	15,000
363-2301 Impact Fees-Utility	42,062	99,706		
<b>Total Impact Fees</b>	<u>42,062</u>	<u>99,706</u>	<u>640,125</u>	<u>100,000</u>
<b>Misc Revenue</b>				
361-9999 Interest and other earnings-Allocated	(238)	482		466
369-9900 Other misc earnings-Allocated				642
<b>Total Misc Revenue</b>	<u>(238)</u>	<u>482</u>		<u>1,108</u>
 <b>Total Revenue</b>	 <u><u>41,824</u></u>	 <u><u>100,188</u></u>	 <u><u>640,125</u></u>	 <u><u>101,108</u></u>
 <b>Expenses:</b>				
<b>Services:</b>				
535-3401 Bank service fees				265
<b>Total Services</b>				<u>265</u>
<b>Non Operating:</b>				
581-9141 Transfers-Out-Utility Sinking		900,000		
<b>Total Non Operating</b>		<u>900,000</u>		
 <b>Total Expenses</b>		 <u><u>900,000</u></u>		 <u><u>265</u></u>

**City of Plantation  
Revenue Generation  
446-0000**

	Actual FY 2010	Actual FY 2011	Adopted FY 2012	Adopted FY 2013
<b>Revenue:</b>				
<b>Misc Revenue</b>				
361-9999 Interest and other earnings-Allocated	184,155	71,551	23,864	12,535
369-9900 Other misc earnings-Allocated				17,243
<b>Total Misc Revenue</b>	<b>184,155</b>	<b>71,551</b>	<b>23,864</b>	<b>29,778</b>
<b>Appropriated Fund Balance</b>				
389-9001 Appropriated Fund Balance				8,057,654
<b>Total Appropriated Fund Balance</b>				<b>8,057,654</b>
<b>Total Revenue</b>	<b>184,155</b>	<b>71,551</b>	<b>23,864</b>	<b>8,087,432</b>
<b>Expenses:</b>				
<b>Services:</b>				
536-3401 Bank service fees			7,183	7,134
<b>Total Services</b>			<b>7,183</b>	<b>7,134</b>
<b>Non Operating:</b>				
581-9140 Transfers-Out-Operations and Maintenance	590,425	1,353,139	14,000,000	
581-9143 Transfers-Out-Repair and Replacement				8,080,298
<b>Total Non Operating</b>	<b>590,425</b>	<b>1,353,139</b>	<b>14,000,000</b>	<b>8,080,298</b>
<b>Total Expenses</b>	<b>590,425</b>	<b>1,353,139</b>	<b>14,007,183</b>	<b>8,087,432</b>



**City of Plantation  
Customer Deposits  
447-0000**

	Actual FY 2010	Actual FY 2011	Adopted FY 2012	Adopted FY 2013
<b>Revenue:</b>				
<b>Misc Revenue</b>				
361-9999 Interest and other earnings-Allocated	18,261	8,208	2,351	1,488
369-9900 Other misc earnings-Allocated				2,047
<b>Total Misc Revenue</b>	<u>18,261</u>	<u>8,208</u>	<u>2,351</u>	<u>3,535</u>
<b>Total Revenue</b>	<u><u>18,261</u></u>	<u><u>8,208</u></u>	<u><u>2,351</u></u>	<u><u>3,535</u></u>
<b>Expenses:</b>				
<b>Services:</b>				
536-3401 Bank service fees			708	847
<b>Total Services</b>			<u>708</u>	<u>847</u>
<b>Non Operating:</b>				
581-9140 Transfers-Out-Operations and Maintenance	18,261	8,208	1,643	2,688
<b>Total Non Operating</b>	<u>18,261</u>	<u>8,208</u>	<u>1,643</u>	<u>2,688</u>
<b>Total Expenses</b>	<u><u>18,261</u></u>	<u><u>8,208</u></u>	<u><u>2,351</u></u>	<u><u>3,535</u></u>

**City of Plantation  
 Combined Budget Statement  
 Pension Trust Funds  
 Fiscal Year 2012-2013**

	<b>General Employees' Retirement Fund</b>	<b>Volunteer FireFighters' Retirement Fund</b>	<b>Total</b>	<b>Prior Year</b>
<b>REVENUE:</b>				
Intergovernmental	\$ -	\$ 713,117	\$ 713,117	\$ 1,349,648
Misc Revenue	9,195,128	200,000	9,395,128	16,006,861
Appropriated fund Balance	1,408,716	-	1,408,716	
<b>TOTAL REVENUE</b>	<b>10,603,844</b>	<b>913,117</b>	<b>11,516,961</b>	<b>17,356,509</b>
<b>EXPENDITURES:</b>				
Operating Expenditures	10,053,844	557,982	10,611,826	16,462,079
Non-Operating	550,000	355,135	905,135	894,430
<b>TOTAL EXPENDITURES</b>	<b>10,603,844</b>	<b>913,117</b>	<b>11,516,961</b>	<b>17,356,509</b>
<b>Total Revenue, Expenditures and Other Resources</b>	<b>\$ -</b>	<b>\$ -</b>	<b>\$ -</b>	<b>\$ -</b>

**City of Plantation  
General Employees Pension  
672-0000**

	Actual FY 2010	Actual FY 2011	Adopted FY 2012	Adopted FY 2013
<b>Revenue:</b>				
<b>Misc Revenue</b>				
361-1001 Investment Interest	1,075,713	1,311,936	900,000	800,000
361-2001 Investment Dividends	1,189,833	1,553,610	1,000,000	1,500,000
361-3010 Change in unrealized gain or (loss)-SunTrust	1,213,765	(6,070,926)		
361-3060 Change in unrealized gain or (loss)-Templeton	679	(478,507)		
361-3070 Change in unrealized gain or (loss)-JP Morgan Chasi	(16,009)	383,236		
361-3075 Change in unrealized gain or (loss)-American Funds	316,189	(888,799)		
361-4010 Realized gain or (loss)-SunTrust	4,868,199	4,850,808		
361-4060 Realized gain or (loss)-Templeton		6,126		
361-4070 Realized gain or (loss)-JP Morgan Chase	(8,118)	(5,470)		
368-0001 Pension-City contributions	3,876,717	4,188,999	4,150,585	4,969,534
368-0002 Pension-Employee contributions	2,272,379	2,079,799	2,105,714	1,915,594
369-9001 Other misc revenue	71,093	60,740	70,000	10,000
369-9800 Prior year adjustments	(320)	14,651		
<b>Total Misc Revenue</b>	<b>14,860,120</b>	<b>7,006,203</b>	<b>8,226,299</b>	<b>9,195,128</b>
<b>Appropriated Fund Balance</b>				
389-9001 Appropriated Fund Balance				1,408,716
<b>Total Appropriated Fund Balance</b>				<b>1,408,716</b>
<b>Total Revenue</b>	<b>14,860,120</b>	<b>7,006,203</b>	<b>8,226,299</b>	<b>10,603,844</b>
<b>Expenses:</b>				
<b>Services:</b>				
518-3102 Consultants	51,836	53,748	55,000	59,070
518-3170 Investment management fees	480,441	503,279	550,000	550,000
518-3199 Legal-Allocation	15,419	33,478	35,000	38,538
518-3402 Outside service fees	7,065	4,281	8,500	11,000
518-3601 Benefits-Retirees	4,649,785	4,895,891	5,500,000	6,695,128
518-3602 Benefits-Disabled	191,401	164,984	250,000	172,562
518-3604 Benefits-DROP plan	656,203	1,060,899	850,000	1,579,364
518-3605 Benefits-DROP plan interest	118,624	(52,745)	200,000	882,958
518-4920 Allocated operating costs			205,000	65,224
<b>Total Services</b>	<b>6,170,774</b>	<b>6,663,815</b>	<b>7,653,500</b>	<b>10,053,844</b>
<b>Non Operating:</b>				
518-9970 Termination refunds	342,051	272,554	550,000	550,000
581-9900 Transfer to Fund Balance			22,799	
<b>Total Non Operating</b>	<b>342,051</b>	<b>272,554</b>	<b>572,799</b>	<b>550,000</b>
<b>Total Expenses</b>	<b>6,512,825</b>	<b>6,936,369</b>	<b>8,226,299</b>	<b>10,603,844</b>

**City of Plantation  
Volunteer Firefighters Pension  
674-0000**

	<b>Actual FY 2010</b>	<b>Actual FY 2011</b>	<b>Adopted FY 2012</b>	<b>Adopted FY 2013</b>
<b>Revenue:</b>				
<b>Intergovernmental</b>				
312-5100 Firefighters' Property Insurance Premium Tax	696,293	713,117	696,293	713,117
<b>Total Intergovernmental</b>	<b>696,293</b>	<b>713,117</b>	<b>696,293</b>	<b>713,117</b>
<b>Misc Revenue</b>				
361-1001 Investment Interest		(4,132)		
361-2001 Investment Dividends	185,389	433,436	100,000	200,000
361-3010 Change in unrealized gain or (loss)-SunTrust	153,658	(992,966)		
361-4010 Realized gain or (loss)-SunTrust	817,391	515,334		
369-9001 Other misc revenue	29,531	35,913		
<b>Total Misc Revenue</b>	<b>1,185,969</b>	<b>(12,415)</b>	<b>100,000</b>	<b>200,000</b>
 <b>Total Revenue</b>	 <b>1,882,262</b>	 <b>700,702</b>	 <b>796,293</b>	 <b>913,117</b>
<b>Expenses:</b>				
<b>Services:</b>				
518-3102 Consultants	14,469	20,308	20,000	29,560
518-3170 Investment management fees	68,699	75,320	80,000	60,000
518-3199 Legal-Allocation	7,621	19,178	16,000	23,935
518-3402 Outside service fees	17,862	4535.55	18,336	12,000
518-3601 Benefits-Retirees	347,032	383,387	375,000	414,058
518-3602 Benefits-Disabled	4,832	4,832	5,238	5,219
518-4920 Allocated operating costs			29,000	13,210
<b>Total Services</b>	<b>460,515</b>	<b>507,560</b>	<b>543,574</b>	<b>557,982</b>
<b>Non Operating:</b>				
581-9900 Transfer to Fund Balance			252,719	355,135
<b>Total Non Operating</b>			<b>252,719</b>	<b>355,135</b>
 <b>Total Expenses</b>	 <b>460,515</b>	 <b>507,560</b>	 <b>796,293</b>	 <b>913,117</b>

**City of Plantation  
 Combined Budget Statement  
 Special District Funds  
 Fiscal Year 2012-2013**

	<b>Pltn Midtown Dev District General</b>	<b>Pltn Midtown Dev District Construction</b>	<b>Pltn Gateway Dev District General</b>	<b>Pltn Gateway Dev District Construction</b>	<b>Total</b>	<b>Prior Year</b>
<b>REVENUE</b>						
Ad Valorem Operating:						
Plantation Gateway: 1.2461 Mills	\$ -	\$ -	\$ 248,651	\$ -	\$ 248,651	\$ 255,344
Plantation Midtown: 0.4072 Mills	437,699	-	-	-	437,699	422,338
Intergovernmental		2,578,378			2,578,378	2,578,378
Misc Revenue	119,856	900	1,158	598	122,512	93,029
Non-Operating Transfers-In	-	1,612,938	-	9,519	1,622,457	1,722,424
Appropriated Fund Balance	75,000	-	217,313	-	292,313	637,511
<b>TOTAL REVENUE</b>	<b>632,555</b>	<b>4,192,216</b>	<b>467,122</b>	<b>10,117</b>	<b>5,302,010</b>	<b>5,709,024</b>
<b>EXPENDITURES</b>						
Operating Expenditures	274,448	216	457,603	117	732,384	636,477
Capital	-	4,192,000	-	10,000	4,202,000	4,301,018
Grants in Aid	1,500	-	-	-	1,500	1,500
Non-Operating Transfers-Out	356,607	-	9,519	-	366,126	770,029
<b>TOTAL EXPENDITURES</b>	<b>632,555</b>	<b>4,192,216</b>	<b>467,122</b>	<b>10,117</b>	<b>5,302,010</b>	<b>5,709,024</b>
<b>Total Revenue, Expenditures and Other Resources</b>	<b>\$ -</b>	<b>\$ -</b>	<b>\$ -</b>	<b>\$ -</b>	<b>\$ -</b>	<b>\$ -</b>

**City of Plantation  
Plantation Midtown Development District  
109-0000**

	<b>Actual FY 2010</b>	<b>Actual FY 2011</b>	<b>Adopted FY 2012</b>	<b>Adopted FY 2013</b>
<b>Revenue:</b>				
<b>Ad-Valorem Operating</b>				
311-0001 Taxes-Ad Valorem-Current	402,901	418,627	420,838	436,199
311-0002 Taxes-Ad Valorem-Delinquent	13,981	(4,784)	1,500	1,500
<b>Total Ad-Valorem Operating</b>	<b>416,882</b>	<b>413,842</b>	<b>422,338</b>	<b>437,699</b>
<b>Misc Revenue</b>				
361-1004 Interest/penalties on Ad Valorem Taxes	156	270	150	150
361-9999 Interest and other earnings-Allocated	11,693	4,089	1,373	929
362-0003 Rental-Other	93,214	202,500	90,000	117,500
369-9900 Other misc earnings-Allocated				1,277
<b>Total Misc Revenue</b>	<b>105,063</b>	<b>206,859</b>	<b>91,523</b>	<b>119,856</b>
<b>Non-Operating</b>				
381-0337 Interfund tfrs-In-Midtown Construction		14,228		
<b>Total Non-Operating</b>		<b>14,228</b>		
<b>Appropriated Fund Balance</b>				
389-9001 Appropriated Fund Balance			285,868	75,000
<b>Total Appropriated Fund Balance</b>			<b>285,868</b>	<b>75,000</b>
<b>Total Revenue</b>	<b>521,945</b>	<b>634,929</b>	<b>799,729</b>	<b>632,555</b>

**City of Plantation  
Plantation Midtown Development District  
109-0000**

	<b>Actual FY 2010</b>	<b>Actual FY 2011</b>	<b>Adopted FY 2012</b>	<b>Adopted FY 2013</b>
<b>Expenditures:</b>				
<b>Services:</b>				
552-3102 Consultants		6,000	40,000	60,000
552-3199 Legal-Allocation	20	3,513	2,950	3,000
552-3401 Bank service fees			414	528
552-4004 Public Transportation-Community Bus	3,809		50,000	25,000
552-4101 Postage/shipping charges		63	250	200
552-4301 Electricity	9,492	8,611	12,500	10,000
552-4303 Water-Wastewater	11,098	11,644	17,000	12,500
552-4604 R/M - Grounds	262	575	7,500	7,500
552-4605 R/M - Structures	2,894	919	4,000	3,000
552-4606 R/M - Maintenance contract	31,543	37,381	40,000	55,000
552-4612 R/M - Maintenance Assessment Enclave Property			16,020	16,020
552-4701 Printing and binding	245	198	500	500
552-4803 Advertising	1,775	1,982	4,000	3,000
552-4806 Promotional materials/services	6,388		5,000	3,000
552-4920 Allocated Operating Costs				75,000
<b>Total Services</b>	<b>67,523</b>	<b>70,885</b>	<b>200,134</b>	<b>274,248</b>
<b>Materials &amp; Supplies:</b>				
552-5401 General Collection Books	175	175	200	200
<b>Total Materials &amp; Supplies</b>	<b>175</b>	<b>175</b>	<b>200</b>	<b>200</b>
<b>Grants and Aids:</b>				
552-8201 Community Relations			1,500	1,500
<b>Total Grants and Aids</b>			<b>1,500</b>	<b>1,500</b>
<b>Non Operating:</b>				
581-9101 Interfund tfrs-Out-General Fund	124,650	165,750	297,605	298,153
581-9129 Interfund tfrs-Out-2009 Enclave Property Note	155,493	124,875		
581-9137 Interfund tfrs-Out-Midtown Dev District	57,212	190,000	300,290	58,454
<b>Total Non Operating</b>	<b>337,355</b>	<b>480,625</b>	<b>597,895</b>	<b>356,607</b>
<b>Total Expenditures</b>	<b>405,053</b>	<b>551,685</b>	<b>799,729</b>	<b>632,555</b>

**City of Plantation  
Plantation Midtown Development District  
109-0000**

**Foot Notes - 2013**

- 552-3102 Consultants**  
*Update of Midtown Master Plan.*
- 552-4004 Public Transportation-Community Bus**  
*Storage, maintenance and leasing expenses of the Trolleys.*
- 552-4604 R/M - Grounds**  
*Replacement of plant materials.*
- 552-4605 R/M - Structures**  
*Repair of Bus Shelters, signs, street lights.*
- 552-4606 R/M - Maintenance contract**  
*Landscaping services.*
- 552-4803 Advertising**  
*Includes ad in the Chamber of Commerce \$1,800.*
- 552-4806 Promotional materials/services**  
*Marketing materials including brochures for District, NAIOP bus tour.*
- 552-8201 Community Relations**  
*Midtown meetings with the public.*



**City of Plantation**  
**Plantation Midtown Development District Construction**  
**337-0000**

	Actual FY 2010	Actual FY 2011	Adopted FY 2012	Adopted FY 2013
<b>Revenue:</b>				
<b>Intergovernmental</b>				
331-3900 Federal Grants-PE-Other Physical Environment			1,605,828	1,605,828
331-4900 Federal Grants-T-Other Transportation		228,500		
337-4000 Grants from other local units-Transportation			972,550	972,550
337-5000 Grants from other local units-Economic Environment		2,918,001		
<b>Total Intergovernmental</b>		<u>3,146,501</u>	<u>2,578,378</u>	<u>2,578,378</u>
<b>Misc Revenue</b>				
361-9999 Interest and other earnings-Allocated	90	1,982		379
369-9900 Other misc earnings-Allocated				521
<b>Total Misc Revenue</b>	<u>90</u>	<u>1,982</u>		<u>900</u>
<b>Non-Operating</b>				
381-0109 Interfund tfrs-In-Plantation Midtown Development D	57,212	190,000	300,290	58,454
381-0331 Interfund tfrs-In-Designated Capital Improv & Reserves				304,484
381-0335 Interfund tfrs-In-2003 Bond Construction			1,250,000	1,250,000
<b>Total Non-Operating</b>	<u>57,212</u>	<u>190,000</u>	<u>1,550,290</u>	<u>1,612,938</u>
<b>Total Revenue</b>	<u><u>57,302</u></u>	<u><u>3,338,483</u></u>	<u><u>4,128,668</u></u>	<u><u>4,192,216</u></u>
<b>Expenditures:</b>				
<b>Services:</b>				
552-3401 Bank service fees				216
<b>Total Services</b>				<u>216</u>
<b>Capital:</b>				
552-6302 Improvements	63,346	418,533	4,128,668	4,192,000
<b>Total Capital</b>	<u>63,346</u>	<u>418,533</u>	<u>4,128,668</u>	<u>4,192,000</u>
<b>Non Operating:</b>				
581-9101 Interfund tfrs-Out-General fund		4,743		
581-9109 Interfund tfrs-Out-Midtown Development District		14,228		
581-9129 Interfund tfrs-Out-2009 Enclave Note		2,551,002		
<b>Total Non Operating</b>		<u>2,569,972</u>		
<b>Total Expenditures</b>	<u><u>63,346</u></u>	<u><u>2,988,505</u></u>	<u><u>4,128,668</u></u>	<u><u>4,192,216</u></u>

**City of Plantation  
Plantation Gateway Development District  
112-0000**

	Actual FY 2010	Actual FY 2011	Adopted FY 2012	Adopted FY 2013
<b>Revenue:</b>				
<b>Ad-Valorem Operating</b>				
311-0001 Taxes-Ad Valorem-Current	267,298	248,194	251,344	244,651
311-0002 Taxes-Ad Valorem-Delinquent	17,716	5,945	4,000	4,000
<b>Total Ad-Valorem Operating</b>	<b>285,014</b>	<b>254,139</b>	<b>255,344</b>	<b>248,651</b>
<b>Misc Revenue</b>				
361-1004 Interest/penalties on Ad Valorem Taxes	267	91	150	100
361-9999 Interest and other earnings-Allocated	9,347	2,407	1,140	445
369-9001 Other misc revenue-Other		1,306		
369-9900 Other misc earnings-Allocated				613
<b>Total Misc Revenue</b>	<b>9,614</b>	<b>3,805</b>	<b>1,290</b>	<b>1,158</b>
<b>Appropriated Fund Balance</b>				
389-9001 Appropriated Fund Balance			351,643	217,313
<b>Total Appropriated Fund Balance</b>			<b>351,643</b>	<b>217,313</b>
<b>Total Revenue</b>	<b>294,628</b>	<b>257,944</b>	<b>608,277</b>	<b>467,122</b>
<b>Expenditures:</b>				
<b>Services:</b>				
529-3199 Legal-Allocation	158	245	3,000	1,000
529-3401 Bank service fees			343	253
529-4101 Postage/shipping charges	444	520	1,000	1,000
529-4301 Electricity	4,506	4,909	5,800	5,500
529-4303 Water/wastewater	31,313	51,793	70,000	65,000
529-4603 R/M-Vehicles	21			
529-4604 R/M-Grounds	27,321	20,792	44,000	44,000
529-4605 R/M-Structures	6,087	2,995	7,500	7,500
529-4606 R/M-Maintenance contract	270,750	270,750	300,000	300,000
529-4701 Printing and binding	811	1,316	750	750
529-4803 Advertising	1,775	1,775	2,800	1,750
529-4806 Promotional materials/services	567	503	500	500
529-4911 Special district fees	187	175	200	200
529-4920 Allocated Operating costs				30,000
<b>Total Services</b>	<b>343,939</b>	<b>355,773</b>	<b>435,893</b>	<b>457,453</b>
<b>Materials &amp; Supplies:</b>				
529-5101 Supplies-Office	136	212	250	150
<b>Total Materials &amp; Supplies</b>	<b>136</b>	<b>212</b>	<b>250</b>	<b>150</b>
<b>Non Operating:</b>				
581-9132 Interfund trfs-Out-Gateway Construction	251,400		172,134	9,519
<b>Total Non Operating</b>	<b>251,400</b>		<b>172,134</b>	<b>9,519</b>
<b>Total Expenditures</b>	<b>595,475</b>	<b>355,985</b>	<b>608,277</b>	<b>467,122</b>

**City of Plantation  
Plantation Gateway Development District  
112-0000**

**Foot Notes - 2013**

<b>529-4604</b>	<b>R/M-Grounds</b> <i>Replacement of plant material</i> <i>Royal Palm replacement</i> <i>Treatment/fertilization of royal palms</i>	25,000 5,000 14,000 <hr/> <b>44,000</b>
<b>529-4605</b>	<b>R/M-Structures</b> <i>Includes maintenance of bus shelters, lighting, signs.</i>	
<b>529-4606</b>	<b>R/M-Maintenance contract</b> <i>Landscape maintenance provided by Public Works.</i>	
<b>529-4701</b>	<b>Printing and binding</b> <i>Includes The Gate @ \$375.00 per six months.</i>	
<b>529-4803</b>	<b>Advertising</b> <i>Chamber of Commerce Ad</i>	
<b>529-4806</b>	<b>Promotional materials/services</b> <i>Advisory Board Meetings</i>	
<b>529-4911</b>	<b>Special district fees</b> <i>Includes fee paid to the State of Florida \$175.00.</i>	

**City of Plantation  
Plantation Gateway Development Construction  
332-0000**

	Actual FY 2010	Actual FY 2011	Adopted FY 2012	Adopted FY 2013
<b>Revenue:</b>				
<b>Misc Revenue</b>				
361-9999 Interest and other earnings-Allocated	844	1,243	216	261
369-9900 Other misc earnings-Allocated				337
<b>Total Misc Revenue</b>	<b>844</b>	<b>1,243</b>	<b>216</b>	<b>598</b>
<b>Non-Operating</b>				
381-0112 Interfund tfrs-In-Gateway Development District	251,400		172,134	9,519
<b>Total Non-Operating</b>	<b>251,400</b>		<b>172,134</b>	<b>9,519</b>
<b>Total Revenue</b>	<b>252,244</b>	<b>1,243</b>	<b>172,350</b>	<b>10,117</b>
<b>Expenditures:</b>				
<b>Services:</b>				
529-3401 Bank service fees				117
<b>Total Services</b>				<b>117</b>
<b>Capital:</b>				
529-6302 Improvements			172,350	10,000
<b>Total Capital</b>			<b>172,350</b>	<b>10,000</b>
<b>Grants and Aids:</b>				
529-8220 Financial Incentives	5,000	35,555		
<b>Total Grants and Aids</b>	<b>5,000</b>	<b>35,555</b>		
<b>Total Expenditures</b>	<b>5,000</b>	<b>35,555</b>	<b>172,350</b>	<b>10,117</b>

**City of Plantation  
Pooled Cash Investments  
880-0000**

	Actual FY 2010	Actual FY 2011	Adopted FY 2012	Adopted FY 2013
<b>Revenue:</b>				
<b>Misc Revenue</b>				
361-1001 Investment Interest	103,467	1,103	56,080	13,000
361-1002 Interest-State Pool	64,295	62,595	40,495	45,000
361-2001 Investment Dividends	41,093	7,688	4,140	3,500
361-3007 Change in Unreal G (L)-SBA	575,436	198,141		
369-9900 Other misc earnings-Allocated		70,245		84,600
<b>Total Revenue</b>	<b>784,292</b>	<b>339,772</b>	<b>100,715</b>	<b>146,100</b>
<b>Expenses:</b>				
<b>Services:</b>				
513-3401 Bank service fees	63,869	53,275	28,648	35,000
<b>Total Services</b>	<b>63,869</b>	<b>53,275</b>	<b>28,648</b>	<b>35,000</b>
<b>Non Operating:</b>				
581-9101 Interfund tfrs-Out-General Fund	195,385	71,015	25,261	45,150
581-9104 Interfund tfrs-Out-NSP 3				45
581-9105 Interfund tfrs-Out-NSP	1,719	264	195	14
581-9106 Interfund tfrs-Out-Pledged Revenue	33,348	1,502		
581-9107 Interfund tfrs-Out-Special Programs	3,838	1,840	345	
581-9108 Interfund tfrs-Out-Library Board	2,103	933	217	300
581-9109 Interfund tfrs-Out-Midtown Dev District	11,693	4,089	959	1,678
581-9110 Interfund tfrs-Out-Community Redev Agency	10,303	2,747	1,063	638
581-9112 Interfund tfrs-Out-Gateway Dev District	9,347	2,407	797	805
581-9113 Interfund tfrs-Out-Road and Traffic Control	9,446	5,213	727	1,378
581-9114 Interfund tfrs-Out-SHIP	6,568	2,661	623	675
581-9115 Interfund tfrs-Out-Community Dev Block Grant	770	1,628		117
581-9116 Interfund tfrs-Out-State Forfeitures	400	439		147
581-9118 Interfund tfrs-Out-Federal Forfeitures	11,132	2,474	1,201	675
581-9125 Interfund tfrs-Out-2005 CRA Note	806	98		186
581-9126 Interfund tfrs-Out-Acres IV Note		29		29
581-9127 Interfund tfrs-Out-CRA Escrow	12,609	239	1,032	289
581-9128 Interfund tfrs-Out-2002 Dredging Note	1,230	149	108	
581-9130 Interfund tfrs-Out-CRA Designated Capital	21,735	13,010	2,822	4,764
581-9131 Interfund tfrs-Out-Designated Cap Improv & Reser	125,271	40,825	10,779	3,796
581-9132 Interfund tfrs-Out-Gateway Construction	844	1,243	216	366
581-9133 Interfund tfrs-Out-Acres IV	842	56		
581-9134 Interfund tfrs-Out-2002 Bond Construction	4,894			
581-9135 Interfund tfrs-Out-2003 Bond Construction	34,394	14,110	3,331	4,617
581-9137 Interfund tfrs-Out-Midtown Construction	90	1,982		686
581-9140 Interfund tfrs-Out-Operations and Maintenance	1,452	16,251	1,790	8,010
581-9141 Interfund tfrs-Out-Utility Sinking		1,964		1,352

**City of Plantation  
Pooled Cash Investments  
880-0000**

	<b>Actual FY 2010</b>	<b>Actual FY 2011</b>	<b>Adopted FY 2012</b>	<b>Adopted FY 2013</b>
<b>Expenses:</b>				
<b>Non Operating:</b>				
581-9143 Interfund tfrs-Out-Repair and Replacement		8,381		4,339
581-9144 Interfund tfrs-Out-Water Capacity	344	611	100	1,043
581-9145 Interfund tfrs-Out-Wastewater Capacity	(238)	482		843
581-9146 Interfund tfrs-Out-Revenue Generation	184,155	71,551	16,681	22,644
581-9147 Interfund tfrs-Out-Customer Deposits	18,261	8,208	1,643	2,689
581-9148 Interfund tfrs-Out-Fire/Rescue Services	66	23		
581-9149 Interfund tfrs-Out-Golf Course	17,617	10,072	2,177	3,824
<b>Total Non Operating</b>	<b>720,422</b>	<b>286,497</b>	<b>72,067</b>	<b>111,100</b>
<b>Total Expenses</b>	<b>784,292</b>	<b>339,772</b>	<b>100,715</b>	<b>146,100</b>

**CAPITAL IMPROVEMENT PLAN (CIP) BUDGET  
ALL FUNDS  
FY 2013-2017**

**GENERAL FUND**

<u>OFFICE OF MAYOR/ADMINISTRATION</u>		FY 2013 Budget Amount	FY 2014 Budget Amount	FY 2015 Budget Amount	FY 2016 Budget Amount	FY2017 Budget Amount	Funding Source
Project Name/Description							
N/A		\$ -	\$ -	\$ -	\$ -	\$ -	
<u>CITY CLERK</u>		FY 2013 Budget Amount	FY 2014 Budget Amount	FY 2015 Budget Amount	FY 2016 Budget Amount	FY2017 Budget Amount	Funding Source
Project Name/Description							
N/A		\$ -	\$ -	\$ -	\$ -	\$ -	
<u>FINANCIAL SERVICES/PURCHASING</u>		FY 2013 Budget Amount	FY 2014 Budget Amount	FY 2015 Budget Amount	FY 2016 Budget Amount	FY2017 Budget Amount	Funding Source
Project Name/Description							
N/A		\$ -	\$ -	\$ -	\$ -	\$ -	
<u>INFORMATION TECHNOLOGY</u>		FY 2013 Budget Amount	FY 2014 Budget Amount	FY 2015 Budget Amount	FY 2016 Budget Amount	FY2017 Budget Amount	Funding Source
Project Name/Description							
New NOC Build-Out	Includes PCs for CAD Backup Facility strategy	300,000	-	-	-	-	General Fund
Tape Backup Devices (PD and City Hall)	Equipment	35,000	-	-	-	-	General Fund
CAD Software Upgrade	Includes first year maintenance of \$130,000	361,000	350,000	-	-	-	General Fund
CAD Hardware (Servers) Upgrade	Equipment	85,000	-	-	-	-	General Fund
CAD Backup Facility (Software)		-	410,000	-	-	-	General Fund
CAD Backup Facility (Hardware)	Equipment	-	85,000	-	-	-	General Fund
Refresh Application Servers		48,000	48,000	48,000	48,000	48,000	General Fund
Dispatch Workstations		22,000	-	-	-	-	General Fund
Software Licensing	4 SQL Licenses	42,000	40,000	20,000	20,000	20,000	General Fund
City-wide Imaging project		-	90,000	90,000	45,000	45,000	General Fund
New Application and Servers	Filenet Upgrade. Netmotion Upgrade	63,000	40,000	80,000	20,000	20,000	General Fund
Refresh Cisco Switches Older than 5 yrs.		40,000	34,000	25,000	25,000	28,000	General Fund
Web Development		30,000	30,000	30,000	30,000	30,000	General Fund
Advanced Authentication (FDLE) initiative for PD		13,000	-	-	-	-	
		<b>\$ 1,039,000</b>	<b>\$ 1,127,000</b>	<b>\$ 293,000</b>	<b>\$ 188,000</b>	<b>\$ 191,000</b>	

**CAPITAL IMPROVEMENT PLAN (CIP) BUDGET  
ALL FUNDS  
FY 2013-2017**

**GENERAL FUND**

<u>HUMAN RESOURCES</u>		FY 2013 Budget Amount	FY 2014 Budget Amount	FY 2015 Budget Amount	FY 2016 Budget Amount	FY2017 Budget Amount	Funding Source
Project Name/Description							
N/A		\$ -	\$ -	\$ -	\$ -	\$ -	
<u>POLICE</u>		FY 2013 Budget Amount	FY 2014 Budget Amount	FY 2015 Budget Amount	FY 2016 Budget Amount	FY2017 Budget Amount	Funding Source
Project Name/Description							
Motorcycle	8 units @ \$19,000		152,000				General Fund
Motorcycle accessories	8 units @ \$6,000		48,000				General Fund
Police vehicle	13 units @ \$25,000		325,000				General Fund
Police vehicle accessories	13 units @ \$5,000		65,000				General Fund
Police vehicle	20 units @ \$25,000	-	500,000	500,000	500,000	500,000	General Fund
Police vehicle accessories	20 units @ \$9,000	-	180,000	180,000	180,000	180,000	General Fund
CAD Equipment			39,000				General Fund
Police vehicle (unmarked)	7 units @ \$22,000		154,000				General Fund
Police vehicle (unmarked) accessories	7 units @ \$4,500		31,500				General Fund
Belgian Malinoise Canine		-	14,000	14,000	14,000	-	General Fund
Taser guns	20 units @ \$1,325	26,500	26,500	26,500	26,500	26,500	General Fund
Premium Wallbanger System		6,900	-	-	-	-	General Fund
Laser radar guns	7 units @ \$3,770	26,385	-	-	-	-	General Fund
Air Conditioner		8,000	-	-	-	-	General Fund
High security shredder		1,800	-	-	-	-	General Fund
Petro System		-	14,500	-	-	-	Future Gen Oblig Bond
Range Ventilation System		-	412,500	-	-	-	Future Gen Oblig Bond
Range Components		-	155,400	-	-	-	Future Gen Oblig Bond
Motorola Digital Master Site		-	6,000,000	-	-	-	Future Gen Oblig Bond
		<b>\$ 69,585</b>	<b>\$ 8,117,400</b>	<b>\$ 720,500</b>	<b>\$ 720,500</b>	<b>\$ 706,500</b>	



**CAPITAL IMPROVEMENT PLAN (CIP) BUDGET  
ALL FUNDS  
FY 2013-2017**

**GENERAL FUND**

<b><u>FIRE</u></b>		<b>FY 2013 Budget Amount</b>	<b>FY 2014 Budget Amount</b>	<b>FY 2015 Budget Amount</b>	<b>FY 2016 Budget Amount</b>	<b>FY2017 Budget Amount</b>	<b>Funding Source</b>
<b>Project Name/Description</b>							
Fire Engine (Replacement)	Replace Engine-62 (18 years old)	-	420,000	450,000	-	450,000	General Fund
Ladder Truck (Replacement)	Replace Platform-77 (39 years old)	-	1,200,000	-	-	-	General Fund
Ladder Truck (Replacement)	Replace Snorkel-56 (27 years old)	-	1,200,000	-	-	-	General Fund
Air/Dive Support Unit (Replacement)	Replace Support-25 (35 years old)	-	350,000	-	-	-	General Fund
Air Packs	Replace all air packs (15 years old)	-	800,000	-	-	-	General Fund
Fire Station #1 (Replacement)	Fire Station is overcrowded/not practical for current usage	-	4,500,000	-	-	-	General Fund
Hydraulic Rescue Equipment	Replacement of E-96's Hydraulic Tool	-	135,000	-	-	-	General Fund
Utility Van	133,330 miles on current unit	-	26,000	-	-	-	General Fund
Response Vehicles	Rescue units, Staff units. Inspector units	-	420,000	100,000	320,000	100,000	General Fund
Thermal Imaging Cameras	Adding 3 additional units to the aerial apparatus	-	30,000	30,000	-	30,000	General Fund
Access Control Improvements	upgrades to current access control system	-	60,000	12,000	-	12,000	General Fund
Dive Rescue Equipment	Dry suits & replacement communication system	-	7,000	5,000	-	5,000	General Fund
Training Equipment	Props and tools for training center	-	15,000	15,000	-	15,000	General Fund
Training Facility	Land and turn-key training center	-	2,200,000	-	-	-	General Fund
Roof Replacement	Station # 2	-	-	100,000	-	-	General Fund
Flooring Replacement		-	5,500	-	-	-	General Fund
Portable Radios		-	500,000	-	-	-	General Fund
Emergency Management RMS		-	150,000	150,000	-	-	General Fund
Radio Hardware - two way		-	75,000	75,000	-	-	General Fund
		<b>\$ -</b>	<b>\$ 12,093,500</b>	<b>\$ 937,000</b>	<b>\$ 320,000</b>	<b>\$ 612,000</b>	
<b><u>BUILDING</u></b>		<b>FY 2013 Budget Amount</b>	<b>FY 2014 Budget Amount</b>	<b>FY 2015 Budget Amount</b>	<b>FY 2016 Budget Amount</b>	<b>FY2017 Budget Amount</b>	<b>Funding Source</b>
<b>Project Name/Description</b>							
Vehicle	Car	20,000	18,500	-	19,500	-	General Fund - Permit fees
Vehicle	Truck (2)	-	-	40,000	-	42,000	General Fund - Permit fees
		<b>\$ 20,000</b>	<b>\$ 18,500</b>	<b>\$ 40,000</b>	<b>\$ 19,500</b>	<b>\$ 42,000</b>	
<b><u>ENGINEERING</u></b>		<b>FY 2013 Budget Amount</b>	<b>FY 2014 Budget Amount</b>	<b>FY 2015 Budget Amount</b>	<b>FY 2016 Budget Amount</b>	<b>FY2017 Budget Amount</b>	<b>Funding Source</b>
<b>Project Name/Description</b>							
Vehicle	F-150 Full Size Truck	28,000	-	-	-	-	General Fund
Multi-Function Copier		-	-	5,000	-	-	General Fund
		<b>\$ 28,000</b>	<b>\$ -</b>	<b>\$ 5,000</b>	<b>\$ -</b>	<b>\$ -</b>	

**CAPITAL IMPROVEMENT PLAN (CIP) BUDGET**

**ALL FUNDS**

**FY 2013-2017**

**GENERAL FUND**

<u>PUBLIC WORKS</u>		FY 2013 Budget Amount	FY 2014 Budget Amount	FY 2015 Budget Amount	FY 2016 Budget Amount	FY2017 Budget Amount	Funding Source
Project Name/Description							
Aquatic Pick Up	Truck	35,000	-	-	-	-	General Fund
Equipment Trailer (2)	Equipment	10,000	-	-	-	-	General Fund
10 ton Jack	Equipment	1,500	-	-	-	-	General Fund
Crew Cab Pick Up	Vehicle	27,000	-	-	-	-	General Fund
Grass Division Building	Building	-	325,000	-	-	-	General Fund
New Records and Storage	Building	-	375,000	-	-	-	General Fund
Back Hoe	Heavy Equipment	-	150,000	-	-	-	General Fund
Riding Lawn Mower (2)	Equipment	-	17,000	-	-	-	General Fund
Walk Behind Mower (2)	Equipment	-	11,000	-	-	-	General Fund
Weed Eaters (3)	Equipment	-	1,200	-	-	-	General Fund
Edgers (3)	Equipment	-	1,300	-	-	-	General Fund
Blowers (3)	Equipment	-	1,200	-	-	-	General Fund
Dump Truck	Heavy Equipment	-	-	70,000	-	-	General Fund
Weed Eaters (3)	Equipment	-	-	1,200	-	-	General Fund
Edgers (3)	Equipment	-	-	1,300	-	-	General Fund
Front End Loader	Heavy Equipment	-	-	-	150,000	-	General Fund
Riding Mowers (2)	Equipment	-	-	-	18,000	-	General Fund
Walk Behind Mowers (2)	Equipment	-	-	-	12,000	-	General Fund
Blowers (3)	Equipment	-	-	-	1,300	-	General Fund
Utility Body Pick Up	Vehicle	-	-	-	30,000	-	General Fund
Garage Lifts	Equipment	-	-	-	-	15,000	General Fund
Weed Eaters (3)	Equipment	-	-	-	-	1,300	General Fund
Edgers (3)	Equipment	-	-	-	-	1,400	General Fund
Crew Cab Pick Up	Vehicle	-	-	-	-	30,000	General Fund
Central Park	Elevator	-	75,000	-	-	-	General Fund
Central Park	Generator	-	-	-	-	75,000	General Fund
East Water Plant	Roof Storage	-	-	-	-	60,000	General Fund
Central Water Plant	Roof Admin	-	65,000	-	-	-	General Fund
Central Water Plant	Roof Master Pump	-	-	-	-	30,000	General Fund
Volunteer Park	A/C VARIOUS 7 units @ \$4,286	30,002	30,000	-	-	-	General Fund
Wastewater Plant	Roof Admin	-	-	-	60,000	-	General Fund
Wastewater Plant	Roof Solids	-	-	-	-	110,000	General Fund
Developmental Services	Roof	-	180,000	-	-	-	General Fund
Developmental Services	Generator	-	-	-	-	40,000	General Fund
		<b>\$ 103,502</b>	<b>\$ 1,231,700</b>	<b>\$ 72,500</b>	<b>\$ 271,300</b>	<b>\$ 362,700</b>	

**CAPITAL IMPROVEMENT PLAN (CIP) BUDGET  
ALL FUNDS  
FY 2013-2017**

**GENERAL FUND**

<u>CENTRAL SERVICES - CRAFTS</u>		FY 2013 Budget Amount	FY 2014 Budget Amount	FY 2015 Budget Amount	FY 2016 Budget Amount	FY2017 Budget Amount	Funding Source
Project Name/Description							
Utility Body Pick up Truck	Vehicle	25,000	-	-	-	-	
Craft Shop	Building	-	350,000	-	-	-	General Fund
Utility Body Pick Up Truck	Vehicle	-	28,000	-	-	-	General Fund
Bucket Truck	Heavy Equipment	-	75,000	-	-	-	General Fund
Electrician Van	Vehicle	-	-	32,000	-	-	General Fund
Table Saw	Tools	-	-	1,500	-	-	General Fund
Utility Body Pick Up Truck	Vehicle	-	-	-	28,000	-	General Fund
Utility Body Pick Up Truck	Vehicle	-	-	-	-	28,000	General Fund
		<b>\$ 25,000</b>	<b>\$ 453,000</b>	<b>\$ 33,500</b>	<b>\$ 28,000</b>	<b>\$ 28,000</b>	

<u>LIBRARY</u>		FY 2013 Budget Amount	FY 2014 Budget Amount	FY 2015 Budget Amount	FY 2016 Budget Amount	FY2017 Budget Amount	Funding Source
Project Name/Description							
Books & Collection Materials		15,000	-	-	-	-	General Fund
Security and Camera System		8,000	-	-	-	-	General Fund
Books & Collection Materials		-	30,000	-	-	-	General Fund
Replace Public Access Computers		-	10,000	-	-	-	General Fund
Books & Collection Materials		-	-	40,000	-	-	General Fund
Books & Collection Materials		-	-	-	40,000	-	General Fund
Replace Carpet Adult Areas		-	-	-	15,000	-	General Fund
Books & Collection Materials		-	-	-	-	40,000	General Fund
		<b>\$ 23,000</b>	<b>\$ 40,000</b>	<b>\$ 40,000</b>	<b>\$ 55,000</b>	<b>\$ 40,000</b>	

**CAPITAL IMPROVEMENT PLAN (CIP) BUDGET  
ALL FUNDS  
FY 2013-2017**

**GENERAL FUND**

<b><u>PARKS &amp; RECREATION</u></b>		<b>FY 2013 Budget Amount</b>	<b>FY 2014 Budget Amount</b>	<b>FY 2015 Budget Amount</b>	<b>FY 2016 Budget Amount</b>	<b>FY2017 Budget Amount</b>	<b>Funding Source</b>
Central Park north irrigation pump station	Replacement of 30 year old station	65,000	-	-	-	-	General Fund
Carpet replacement-classroom @ Central Park	Replace worn carpet	15,000	-	-	-	-	General Fund
Maintenance utility cart (2 @ \$10,000 ea.)	Replacement of aging fleet	20,000	-	-	-	-	General Fund
Playground equipment/safety surface	Renovations and replacement of park system playgrounds	25,000	-	-	-	-	General Fund
Maintenance truck	Replacement of aging fleet	28,000	-	-	-	-	General Fund
Resurface tennis courts-Seminole Park	Cracks in surface	10,000	-	-	-	-	General Fund
Ballfield groomer	3 parks with clay fields and only 2 groomers	18,000	-	-	-	-	General Fund
New car for director (Ford Fusion)	Replacement vehicle	-	20,000	-	-	-	General Fund
Playground equipment/safety surface	Renovations and replacement of park system playgrounds	-	25,000	-	-	-	General Fund
Maintenance utility cart (2 @ \$10,000 ea.)	Replacement of aging fleet	-	20,000	-	-	-	General Fund
Carpet replacement-computer lab and office @ Jim Ward Community Center	Replace worn carpet	-	3,000	-	-	-	General Fund
New carpet-Volunteer Park	Replace worn carpet	-	20,000	-	-	-	General Fund
Weight room equipment-Jim Ward Community Center and Central Park	Replacement of aging equipment	-	6,000	-	-	-	General Fund
Dugouts/fencing upgrades	Renovations of older fences and backstops	-	60,000	-	-	-	General Fund
Central Park south irrigation pump station	Replacement of 30 year old station	-	65,000	-	-	-	General Fund
Asphalt overlay-walkways, parking areas	Renovation needed for aging parks system	-	80,000	-	-	-	General Fund
Mower	Replacement of aging equipment	-	10,000	-	-	-	General Fund
Building renovations-Pop Travers	Upgrades to 40 year old facility	-	200,000	-	-	-	General Fund
Maintenance dump truck	Replacement of aging fleet	-	45,000	-	-	-	General Fund
Two-sided brick sign-Sunset Park	Renovation of existing sign to match rest of the City	-	35,000	-	-	-	General Fund
Sports lighting upgrade-Pine Island Park	Improve quality and efficiency of sports lighting	-	650,000	-	-	-	General Fund
Fertilizer spreader	Replacement of aging equipment	-	3,500	-	-	-	General Fund
Playground equipment/safety surface	Renovations and replacement of park system playgrounds	-	-	50,000	-	-	General Fund
Maintenance utility cart	Replacement of aging fleet	-	-	10,000	-	-	General Fund
Weight room equipment-Jim Ward Community Center and Central Park	Replacement of aging equipment	-	-	12,000	-	-	General Fund
Mower	Replacement of aging equipment	-	-	10,000	-	-	General Fund
Reel mower	Replacement of aging equipment	-	-	38,000	-	-	General Fund
Resurface tennis courts-Jacaranda Lakes and Jim Ward Community Center (2 @ \$10,000 ea.)	Normal rotation of maintenance	-	-	20,000	-	-	General Fund
Resurface tennis courts-Seminole Park	Cracks in surface	-	-	10,000	-	-	General Fund
Maintenance truck	Replacement of aging fleet	-	-	28,000	-	-	General Fund

**CAPITAL IMPROVEMENT PLAN (CIP) BUDGET  
ALL FUNDS  
FY 2013-2017**

**GENERAL FUND**

<b><u>PARKS &amp; RECREATION</u></b>		<b>FY 2013 Budget Amount</b>	<b>FY 2014 Budget Amount</b>	<b>FY 2015 Budget Amount</b>	<b>FY 2016 Budget Amount</b>	<b>FY2017 Budget Amount</b>	<b>Funding Source</b>
Dugouts/fencing upgrades	Renovations of older fences and backstops	-	-	40,000	-	-	General Fund
Parking lot lighting-Central Park	Install donated poles and fixtures to the park northeast parking lot	-	-	30,000	-	-	General Fund
Maintenance tractor/loader	Replacement of aging equipment	-	-	45,000	-	-	General Fund
Awning canvas replacement-Pop Travers	Existing awning is aged and failing	-	-	6,000	-	-	General Fund
Asphalt overlay-walkways	Renovation needed for aging parks system	-	-	-	100,000	-	General Fund
Weight room equipment-Jim Ward Community Center and Central Park	Replacement of aging equipment	-	-	-	6,000	-	General Fund
Maintenance utility cart	Replacement of aging fleet	-	-	-	10,000	-	General Fund
Playground equipment/safety surface	Renovations and replacement of park system playgrounds	-	-	-	75,000	-	General Fund
Maintenance truck	Replacement of aging fleet	-	-	-	29,000	-	General Fund
Mower	Replacement of aging equipment	-	-	-	10,000	-	General Fund
Dugout/fencing upgrades-various ballfield locations	Renovations of older fences and backstops	-	-	-	70,000	-	General Fund
Resurface tennis courts-Volunteer Park and Central Park (condition will determine which court is resurfaced in FY 2016)	Normal rotation of maintenance	-	-	-	10,000	-	General Fund
Turf vacuum/verticutter	Replacement of aging equipment	-	-	-	35,000	-	General Fund
Carpet replacement-Office @ Central Park	Replace worn carpet	-	-	-	-	10,000	General Fund
Carpet replacement-computer lab and office @ Jim Ward Community Center	Replace worn carpet	-	-	-	-	3,000	General Fund
Playground equipment/safety surface	Renovations and replacement of park system playgrounds	-	-	-	-	75,000	General Fund
Maintenance utility cart	Replacement of aging fleet	-	-	-	-	10,000	General Fund
Resurface tennis courts-Volunteer Park and Central Park	Normal rotation of maintenance	-	-	-	-	10,000	General Fund
Maintenance truck-roving crew	Replacement of aging fleet	-	-	-	-	29,000	General Fund
Dugouts	Replacement of aging facilities	-	-	-	-	40,000	General Fund
Mower	Replacement of aging equipment	-	-	-	-	10,000	General Fund
Upgrade parks perimeter fence system (condition will determine the location of the fence replacement)	Improve appearance, reduce maintenance of park fencing	-	-	-	-	20,000	General Fund
Fencing, backstops, sidelines (location to be determined by the need at the time)	Repairs of damage/use to maintain the City's quality standards	-	-	-	-	30,000	General Fund
Upgrades of aging facilities	Renovation of restrooms at various park sites	-	-	-	-	15,000	General Fund
		<b>\$ 181,000</b>	<b>\$ 1,242,500</b>	<b>\$ 299,000</b>	<b>\$ 345,000</b>	<b>\$ 252,000</b>	

**CAPITAL IMPROVEMENT PLAN (CIP) BUDGET  
ALL FUNDS  
FY 2013-2017**

**GENERAL FUND**

**PARKS & RECREATION -VELTRI TENNIS CENTER**

Project Name/Description		FY 2013 Budget Amount	FY 2014 Budget Amount	FY 2015 Budget Amount	FY 2016 Budget Amount	FY2017 Budget Amount	Funding Source
Replace Awnings at VTC (20)	Normal rotation of replacement	-	-	20,000	-	-	General Fund
Replace Sections of Fencing @ VTC (Courts 1-4, 7-10)	Existing fencing is 30 years old and rusting	-	-	50,000	-	-	General Fund
		<b>\$ -</b>	<b>\$ -</b>	<b>\$ 70,000</b>	<b>\$ -</b>	<b>\$ -</b>	

**PARKS & RECREATION - AQUATICS COMPLEX**

Project Name/Description		FY 2013 Budget Amount	FY 2014 Budget Amount	FY 2015 Budget Amount	FY 2016 Budget Amount	FY2017 Budget Amount	Funding Source
Pool 1 Filtration System	Replace failing 1983 system	100,000	-	-	-	-	General Fund
Disability Access Pool Lift	ADA compliance 3/15/2012	5,100	-	-	-	-	General Fund
Symbiont Pool Heater, Pool 2, Heater E	Annual replacement of GAC heater	17,500	-	-	-	-	General Fund
Colorado Time System Outdoor Scoreboard	Replacement of existing scoreboard	76,000	-	-	-	-	General Fund
Repair 5-Meter Diving Platform	Repair/overhaul aging, failing structure	45,000	-	-	-	-	General Fund
High Rate Sand Filter 5 @ \$15,000 ea.	Replace failing filters, pool 2, #5	-	75,000	-	-	-	General Fund
Diving Board-Maxiflex "B"	Replacement of oldest diving board	-	3,500	-	-	-	General Fund
Automated Pool Vacuum	Replacement of equipment	-	-	4,500	-	-	General Fund
Lifeguard Stand	Replacement of equipment	-	-	4,000	-	-	General Fund
Variable Frequency Drive (VFD) - 3 @ \$3750 ea.	Pool pump control and protection. Significant energy savings	-	-	11,250	-	-	General Fund
Diving Board-Maxiflex "B"	Replacement of oldest diving board	-	-	-	3,500	-	General Fund
Feature Pump-Water Playground @ Central Park	Replacement of recirculation pump	-	-	-	4,500	-	General Fund
BEC Systems Controller	Replace aging chemical controllers	-	-	-	11,000	-	General Fund
Aqua Chair	Replacement of 1997 submersible wheelchair for ADA compliance	-	-	-	1,250	-	General Fund
Main Pool Pump, Pool 2	Replacement of equipment	-	-	-	-	3,500	General Fund
Portable Awnings 2 @ \$1375 ea.	Replacement of equipment	-	-	-	-	2,750	General Fund
Gutter Grates as needed	Replacement of equipment	-	-	-	-	7,500	General Fund
		<b>\$ 243,600</b>	<b>\$ 78,500</b>	<b>\$ 19,750</b>	<b>\$ 20,250</b>	<b>\$ 13,750</b>	

**PARKS & RECREATION - EQUESTRIAN CENTER**

Project Name/Description		FY 2013 Budget Amount	FY 2014 Budget Amount	FY 2015 Budget Amount	FY 2016 Budget Amount	FY2017 Budget Amount	Funding Source
Maintenance utility cart	Replacement vehicle	-	10,000	-	-	-	General Fund
		<b>\$ -</b>	<b>\$ 10,000</b>	<b>\$ -</b>	<b>\$ -</b>	<b>\$ -</b>	

**CAPITAL IMPROVEMENT PLAN (CIP) BUDGET  
ALL FUNDS  
FY 2013-2017**

**LIBRARY BOARD FUND**

Project Name/Description	FY 2013 Budget Amount	FY 2014 Budget Amount	FY 2015 Budget Amount	FY 2016 Budget Amount	FY2017 Budget Amount	Funding Source
Books	20,000	-	-	-	-	Library Board Fund
Audio Aids	1,500	-	-	-	-	Library Board Fund
	<b>\$ 21,500</b>	<b>\$ -</b>	<b>\$ -</b>	<b>\$ -</b>	<b>\$ -</b>	

**ROAD AND TRAFFIC CONTROL**

Project Name/Description	FY 2013 Budget Amount	FY 2014 Budget Amount	FY 2015 Budget Amount	FY 2016 Budget Amount	FY2017 Budget Amount	Funding Source
Pick up Truck	181,000	-	-	-	-	Road and Traffic Fund
Street Sweeper	200,000	-	-	-	-	Road and Traffic Fund
Country Club Estates	-	1,450,000	-	-	-	Road and Traffic Fund
El Dorado Estates	-	450,000	-	-	-	Road and Traffic Fund
Zone 10	-	50,000	-	-	-	Road and Traffic Fund
Dump Truck	-	95,000	-	-	-	Road and Traffic Fund
Plantation Acres	-	1,750,000	-	-	-	Road and Traffic Fund
Bobcat w/ concrete breaker	-	60,000	-	-	-	Road and Traffic Fund
Jack Hammer, Compressor	-	25,000	-	-	-	Road and Traffic Fund
Plantation Isles	-	-	750,000	-	-	Road and Traffic Fund
Dump Truck	-	-	95,000	-	-	Road and Traffic Fund
Zone 6	-	-	220,000	-	-	Road and Traffic Fund
Pick up Truck	-	-	28,000	-	-	Road and Traffic Fund
Royal Palm Estates	-	-	-	600,000	-	Road and Traffic Fund
Back Hoe	-	-	-	125,000	-	Road and Traffic Fund
Maleleuca Isles	-	-	-	300,000	-	Road and Traffic Fund
Marcano Estates	-	-	-	350,000	-	Road and Traffic Fund
Pick up Truck	-	-	-	28,000	-	Road and Traffic Fund
Jacaranda Lakes	-	-	-	-	1,200,000	Road and Traffic Fund
Dump Truck	-	-	-	-	70,000	Road and Traffic Fund
Dump Truck	-	-	-	-	70,000	Road and Traffic Fund
Zone 3	-	-	-	-	180,000	Road and Traffic Fund
	<b>\$ 381,000</b>	<b>\$ 3,880,000</b>	<b>\$ 1,093,000</b>	<b>\$ 1,403,000</b>	<b>\$ 1,520,000</b>	

**CAPITAL IMPROVEMENT PLAN (CIP) BUDGET  
ALL FUNDS  
FY 2013-2017**

**COMMUNITY DEVELOPMENT BLOCK GRANT**

Project Name/Description	FY 2013 Budget Amount	FY 2014 Budget Amount	FY 2015 Budget Amount	FY 2016 Budget Amount	FY2017 Budget Amount	Funding Source
<b>Project Name</b>	<b>Description</b>					
Improvements	Rollover funds to complete capital projects as approved by City Council					CDBG Fund
	50,000	50,000	50,000	50,000	50,000	
	<b>\$ 50,000</b>	<b>\$ 50,000</b>	<b>\$ 50,000</b>	<b>\$ 50,000</b>	<b>\$ 50,000</b>	

**COMMUNITY REDEVELOPMENT AGENCY CONSTRUCTION**

Project Name/Description	FY 2013 Budget Amount	FY 2014 Budget Amount	FY 2015 Budget Amount	FY 2016 Budget Amount	FY2017 Budget Amount	Funding Source
NE Quad Streetscape Enhancement	2,171,100	-	-	-	-	CRA Fund
NE Quad FPL Power Lines Underground into 4 Businesses	70,000	-	-	-	-	CRA Fund
SW 7th St Light Pole	25,000	-	-	-	-	CRA Fund
Landscape Improvements to NW 42 Avenue/NW 5th Street	5,000	-	-	-	-	CRA Fund
Landscape Improvements to NW 38 Way	7,000	-	-	-	-	CRA Fund
Plantation Tram Transit Stops on NW 5th Street	30,000	-	-	-	-	CRA Fund
Swales on SW SR 7 Dead-end streets and NE & NW SR7 Quad	20,000	-	-	-	-	CRA Fund
No Parking Signage on swales in SW, NW, and NE SR 7 Quads	4,000	-	-	-	-	CRA Fund
NW 8th Ct Median Island Landscaping & Irrigation	-	20,000	-	-	-	CRA Fund
Landscape Improvements to W. Sunrise Blvd. Median	-	15,000	-	-	-	CRA Fund
	<b>\$ 2,332,100</b>	<b>\$ 35,000</b>	<b>\$ -</b>	<b>\$ -</b>	<b>\$ -</b>	



**CAPITAL IMPROVEMENT PLAN (CIP) BUDGET  
ALL FUNDS  
FY 2013-2017**

**DESIGNATED CAPITAL IMPROVEMENT AND RESERVES**

Project Name/Description	FY 2013 Budget Amount	FY 2014 Budget Amount	FY 2015 Budget Amount	FY 2016 Budget Amount	FY2017 Budget Amount	Funding Source
PAL Equipment	20,000.00					
	<u>\$ 20,000</u>	<u>\$ -</u>	<u>\$ -</u>	<u>\$ -</u>	<u>\$ -</u>	

**PLANTATION GATEWAY DEVELOPMENT DISTRICT CONSTRUCTION**

Project Name/Description	FY 2013 Budget Amount	FY 2014 Budget Amount	FY 2015 Budget Amount	FY 2016 Budget Amount	FY2017 Budget Amount	Funding Source
Public Safety	10,000					Plantation Gateway Const
	<u>\$ 10,000</u>	<u>\$ -</u>	<u>\$ -</u>	<u>\$ -</u>	<u>\$ -</u>	

**2003 BOND CONSTRUCTION**

Project Name/Description	FY 2013 Budget Amount	FY 2014 Budget Amount	FY 2015 Budget Amount	FY 2016 Budget Amount	FY2017 Budget Amount	Funding Source
Kennedy Community Center	2,100,000					
Deicke Auditorium	565,000					2003 Bond
	<u>\$ 2,665,000</u>	<u>\$ -</u>	<u>\$ -</u>	<u>\$ -</u>	<u>\$ -</u>	

**CAPITAL IMPROVEMENT PLAN (CIP) BUDGET  
ALL FUNDS  
FY 2013-2017**

**PLANTATION MIDTOWN DEVELOPMENT DISTRICT CONSTRUCTION**

Project Name/Description	FY 2013 Budget Amount	FY 2014 Budget Amount	FY 2015 Budget Amount	FY 2016 Budget Amount	FY2017 Budget Amount	Funding Source
NW-SW 84 Ave Improvements	4,192,000	-	-	-	-	Plantation Midtown Const
Broward Blvd Greenway	-	200,000	-	-	-	Plantation Midtown Const
East-West Greenway	-	-	-	2,500,000	-	Plantation Midtown Const
NW 82 Ave Street and Greenway	-	-	-	2,400,000	-	Plantation Midtown Const
SW 78 Ave Enhancements	-	-	-	-	3,560,000	Plantation Midtown Const
SW 78 Ave Realignment	-	-	-	-	2,000,000	Plantation Midtown Const
Perimeter Road	-	-	-	-	4,500,000	Plantation Midtown Const
Pine Island Park	-	-	-	-	4,500,000	Plantation Midtown Const
	<b>\$ 4,192,000</b>	<b>\$ 200,000</b>	<b>\$ -</b>	<b>\$ 4,900,000</b>	<b>\$ 14,560,000</b>	

**CAPITAL IMPROVEMENT PLAN (CIP) BUDGET  
ALL FUNDS  
FY 2013-2017**

**UTILITIES OPERATIONS AND MAINTENANCE**

**WATER SERVICES**

<b>Project Name/Description</b>	<b>FY 2013 Budget Amount</b>	<b>FY 2014 Budget Amount</b>	<b>FY 2015 Budget Amount</b>	<b>FY 2016 Budget Amount</b>	<b>FY2017 Budget Amount</b>	<b>Funding Source</b>
Replacement, A/C Unit CWTP Admin Bldg.	8,500	-	-	-	-	O&M
Roof Replacement, CWTP Admin Bldg.	70,000	-	-	-	-	O&M
EWTP-Installation of Electric Actuated Valves	18,000	-	-	-	-	O&M
Replacement for Well Pump and Motor	25,000	-	-	-	-	O&M
CWTP/EWTP Deepwell Pressure Meter	4,000	-	-	-	-	O&M
EWTP/CWTP- Chemical Feed Pumps	3,000	-	-	-	-	O&M
CWTP Raise Well #1 Vault	8,200	-	-	-	-	O&M
EWTP- Replacement of Steel Casting on Deepwell	890,000	-	-	-	-	O&M
Develop Water System Model	250,000	-	-	-	-	O&M
	<b>\$ 1,276,700</b>	<b>\$ -</b>	<b>\$ -</b>	<b>\$ -</b>	<b>\$ -</b>	

**WASTEWATER SERVICES**

<b>Project Name/Description</b>	<b>FY 2013 Budget Amount</b>	<b>FY 2014 Budget Amount</b>	<b>FY 2015 Budget Amount</b>	<b>FY 2016 Budget Amount</b>	<b>FY2017 Budget Amount</b>	<b>Funding Source</b>
Replacement A/C Unit RWWTP Main Pump Bldg.	3,000	-	-	-	-	O&M
Primary Clarifier Weir Washer System	50,000	-	-	-	-	O&M
RWWTP Sludge Grinder Rebuild	14,000	-	-	-	-	O&M
RAS Pit Valve Rehab	54,000	-	-	-	-	O&M
RWWTP Auto Valving for Wasting System	22,000	-	-	-	-	O&M
RWWTP Aerator Drive System Rehab	25,000	-	-	-	-	O&M
Replacement of Forcemain Sunrise Blvd to Holid	180,000	-	-	-	-	O&M
RWWTP- Spare Lift Station Pump	15,000	-	-	-	-	O&M
Develop Wastewater System Model	250,000	-	-	-	-	O&M
	<b>\$ 613,000</b>	<b>\$ -</b>	<b>\$ -</b>	<b>\$ -</b>	<b>\$ -</b>	

**CAPITAL IMPROVEMENT PLAN (CIP) BUDGET  
ALL FUNDS  
FY 2013-2017**

**REPAIR AND REPLACEMENT FUND**

<u>WATER SERVICES</u>		FY 2013	FY 2014	FY 2015	FY 2016	FY2017	
Project Name/Description		Budget Amount	Budget Amount	Budget Amount	Budget Amount	Budget Amount	Funding Source
	Construction of Plantation Park Phase G, Construction of Plantation Gardens Phase II-A, and Design/Permitting Historical Plantation and Plantation Gardens Phase II-B						
Neighborhood Watermain Rehab		5,000,000	-	-	-	-	2013 Utility Revenue Bond
CWTP Rehab Degasser System		110,000	-	-	-	-	2013 Utility Revenue Bond
CWTP/EWTP Retrofit Generators with Radiators		225,000	-	-	-	-	2013 Utility Revenue Bond
CWTP Install Booster Pump Station		325,000	-	-	-	-	2013 Utility Revenue Bond
Misc. Watermain Distribution Repairs		500,000	-	-	-	-	Revenue Generation Fund
Storage Building for Generators		250,000	-	-	-	-	Revenue Generation Fund
EWTP/CWTP Membrane Replacement		281,200	-	-	-	-	Revenue Generation Fund
Rehab Central Well Column Piping		25,000	-	-	-	-	Revenue Generation Fund
Automatic PH/Chlorine and Pressure	Carryover FY 11-12 of \$75,000	75,000	-	-	-	-	Revenue Generation Fund
EWTP-Energy Efficiency Team Center		1,693,996	-	-	-	-	Revenue Generation Fund
Service Pump(Plant Maintenance Truck)		35,000	-	-	-	-	Revenue Generation Fund
Vertical Band Saw		6,000	-	-	-	-	Revenue Generation Fund
Rotor/Impeller Balancer		30,000	-	-	-	-	Revenue Generation Fund
Service Truck (Meter Crew)		30,000	-	-	-	-	Revenue Generation Fund
Cut-off Saw		1,400	-	-	-	-	Revenue Generation Fund
Tandem Dump Trailer		12,000	-	-	-	-	Revenue Generation Fund
3" Diaphragm Pump		1,500	-	-	-	-	Revenue Generation Fund
Turbidity Meter (CWTP/EWTP)		2,000	-	-	-	-	Revenue Generation Fund
CWTP/EWTP- PH Meter		1,500	-	-	-	-	Revenue Generation Fund
Conductivity Meter (EWTP)		3,500	-	-	-	-	Revenue Generation Fund
Computer Equipment		31,500	-	-	-	-	Revenue Generation Fund
F-350 Cargo Van (Hydrant Crew)	Carryover FY 11-12 of \$26,000	26,000	-	-	-	-	Revenue Generation Fund
	Construction of Plantation Historical, Plantation Gardens Phase II-B. Design and Permitting of Park East Phase A						
Neighborhood Watermain Rehab		-	7,300,000	-	-	-	2013 Utility Revenue Bond
Misc. Watermain Distribution Rehab		-	500,000	-	-	-	Revenue Generation Fund
EWTP/CWTP Membrane Replacement		-	291,050	-	-	-	Revenue Generation Fund
Replacement of Well Pump and Motor		-	25,000	-	-	-	Revenue Generation Fund
EWTP/CWTP Floor Repairs		-	120,000	-	-	-	Revenue Generation Fund
Rehab Generators at EWTP		-	75,000	-	-	-	Revenue Generation Fund
CWTP/EWTP Rehab of Acid Feed System		-	380,000	-	-	-	Revenue Generation Fund
Dual Diaphragm Trailer Mounted Pump		-	18,000	-	-	-	Revenue Generation Fund
Motor Tester		-	35,000	-	-	-	Revenue Generation Fund
Cut-off Saw		-	1,400	-	-	-	Revenue Generation Fund
5KW Portable Generator		-	2,000	-	-	-	Revenue Generation Fund
Service Truck (Distribution)		-	30,000	-	-	-	Revenue Generation Fund
Foreman Truck (Meter Crew)		-	30,000	-	-	-	Revenue Generation Fund
Generator Light Tower		-	18,000	-	-	-	Revenue Generation Fund
F550 Lube Truck		-	120,000	-	-	-	Revenue Generation Fund

**CAPITAL IMPROVEMENT PLAN (CIP) BUDGET  
ALL FUNDS  
FY 2013-2017**

**REPAIR AND REPLACEMENT FUND**

<u>WATER SERVICES</u>		FY 2013	FY 2014	FY 2015	FY 2016	FY2017	
Project Name/Description		Budget Amount	Budget Amount	Budget Amount	Budget Amount	Budget Amount	Funding Source
Neighborhood Watermain Rehab	Construction Plantation Park East	-	-	2,800,000	-	-	2013 Utility Revenue Bond
EWTP/CWTP Membrane Replacement		-	-	301,250	-	-	Revenue Generation Fund
Central Plant Well Field Generator (Wells 4-8)		-	-	120,000	-	-	Revenue Generation Fund
Replacement for Well Pump and Motor		-	-	25,000	-	-	Revenue Generation Fund
Combination Loader Backhoe		-	-	100,000	-	-	Revenue Generation Fund
Cut-off Saw		-	-	1,400	-	-	Revenue Generation Fund
3" Diaphragm Pump		-	-	1,500	-	-	Revenue Generation Fund
Service Truck, F350 (Distribution)		-	-	30,000	-	-	Revenue Generation Fund
CWTP Spectrophotometer		-	-	3,900	-	-	Revenue Generation Fund
Neighborhood Watermain Rehab		-	-	-	3,000,000	-	Revenue Generation Fund
EWTP/CWTP Membrane Replacement		-	-	-	311,800	-	Revenue Generation Fund
Automatic Blow-off Assembly		-	-	-	50,000	-	Revenue Generation Fund
Replacement for Well Pump and Motor		-	-	-	25,000	-	Revenue Generation Fund
Arrow Board		-	-	-	6,000	-	Revenue Generation Fund
4" Trailer Mounted Trash Pump		-	-	-	6,000	-	Revenue Generation Fund
Plate Compactor		-	-	-	2,000	-	Revenue Generation Fund
5KW Portable Generator		-	-	-	2,000	-	Revenue Generation Fund
Tandem Dump Truck		-	-	-	90,000	-	Revenue Generation Fund
Neighborhood Watermain Rehab		-	-	-	-	3,000,000	Revenue Generation Fund
Replacement for Well Pump and Motor		-	-	-	-	25,000	Revenue Generation Fund
EWTP Filter Media Rehab		-	-	-	-	20,000	Revenue Generation Fund
F550 Crane Truck (Plant Maintenance)		-	-	-	-	100,000	Revenue Generation Fund
F550 Crane Truck (Distribution)		-	-	-	-	150,000	Revenue Generation Fund
		<b>\$ 8,665,596</b>	<b>\$ 8,945,450</b>	<b>\$ 3,383,050</b>	<b>\$ 3,492,800</b>	<b>\$ 3,295,000</b>	

**CAPITAL IMPROVEMENT PLAN (CIP) BUDGET  
ALL FUNDS  
FY 2013-2017**

**REPAIR AND REPLACEMENT FUND**

<u>WASTEWATER SERVICES</u>		FY 2013	FY 2014	FY 2015	FY 2016	FY2017	
Project Name/Description		Budget Amount	Budget Amount	Budget Amount	Budget Amount	Budget Amount	Funding Source
Neighborhood Sewer Main Rehab		3,000,000	-	-	-	-	2013 Utility Revenue Bond
RWWTP Monitor Well #2 Rehab		300,000	-	-	-	-	2013 Utility Revenue Bond
RWWTP- Laboratory Expansion		750,000	-	-	-	-	2013 Utility Revenue Bond
	Carryover FY 11-12 \$350,000; additional funds						
RWWTP- Aeration Fine Bubble Conversion	FY 12-13 \$4,150,000	4,500,000	-	-	-	-	2013 Utility Revenue Bond
RWWTP Gravity Belt Thickener		240,000	-	-	-	-	2013 Utility Revenue Bond
Aeration Basin Repair		100,000	-	-	-	-	2013 Utility Revenue Bond
RWWTP SCADA System Design and Construction		1,000,000	-	-	-	-	2013 Utility Revenue Bond
	Carryover FY 11-12 of \$2,576,150; additional						
Central Master Lift Station Upgrades	funds FY 12-13 of \$1,450,000	4,026,149	-	-	-	-	2013 Utility Revenue Bond
Rehab ARV Piping on 30" Forcemain		500,000	-	-	-	-	2013 Utility Revenue Bond
Sewer Cleaning Truck	Existing Vac-con is 12 years old	400,000	-	-	-	-	Revenue Generation Fund
4" Diaphragm Pump	Needed for emergency sewer line repairs	2,500	-	-	-	-	Revenue Generation Fund
Service Truck, (Sewer Crew)		30,000	-	-	-	-	Revenue Generation Fund
	Used to balance impellers and rotors for pump						
Rotor/Impeller Balancer	and motor repairs	30,000	-	-	-	-	Revenue Generation Fund
	Neede to clean and sanitize pumps in shop						
Hot Water Pressure Cleaner	before employees rebuild them	4,000	-	-	-	-	Revenue Generation Fund
Rehab Manholes Wetwells and Sewer Mains	Cracked manholes, wetwells and sewer mains	720,720	-	-	-	-	Revenue Generation Fund
Rehab Lift Stations	Lift stations need rehabilitation due to age	535,600	-	-	-	-	Revenue Generation Fund
	Need to replace valves and gas system safety						
Digester Piping and Valve Replacement	devices on all digesters at the RWWTP	45,000	-	-	-	-	Revenue Generation Fund
Fine Screen Rehab	Fine screen units needed of rehabilitation	70,000	-	-	-	-	Revenue Generation Fund
	Petrovend terminal keeps city vehicles fueled						
Replace Petrovend Terminal	and available for usage	10,000	-	-	-	-	Revenue Generation Fund
	New unit would serve as a backup to the						
Polymer Dilution System	existing unit	25,000	-	-	-	-	Revenue Generation Fund
RWWTP Clarifier Arm Rotating Assemblies							
Blasting & Paint	Carryover FY 11-12 of \$300,000	300,000	-	-	-	-	Revenue Generation Fund
RWWTP Odor Control Rebuild	Carryover FY 11-12 of \$2,415,413	2,415,413	-	-	-	-	Revenue Generation Fund
N Lake Dasha Drive - Replace Force Main	Carryover FY 11-12 of \$200,00	200,000	-	-	-	-	Revenue Generation Fund
RWWTP Effluent Piping and Valve Modifications	Carryover FY 11-12 of \$292,175	292,175	-	-	-	-	Revenue Generation Fund
Combination Loader/Backhoe		-	100,000	-	-	-	Revenue Generation Fund
4" Trailer Mounted Trash Pump		-	6,000	-	-	-	Revenue Generation Fund
Sewer Camera Equipment		-	100,000	-	-	-	Revenue Generation Fund
Plate Compactor		-	2,000	-	-	-	Revenue Generation Fund
Cut away Van (Sewer Van)		-	45,000	-	-	-	Revenue Generation Fund
Neighborhood Sewer main Rehab		-	3,000,000	-	-	-	2013 Utility Revenue Bond
Rehab Lift Stations		-	535,600	-	-	-	Revenue Generation Fund
Rehab Manholes Wetwells and Sewer Mains		-	720,720	-	-	-	Revenue Generation Fund
Aeration Basin Repair		-	100,000	-	-	-	Revenue Generation Fund
Sludge Grinder Rebuild		-	14,000	-	-	-	Revenue Generation Fund
Deepwell VFD Replacement		-	50,000	-	-	-	Revenue Generation Fund
RWWTP-Chlorine Generation System		-	500,000	-	-	-	Revenue Generation Fund
4" Trailer Mounted Trash Pump		-	-	6,000	-	-	Revenue Generation Fund

**CAPITAL IMPROVEMENT PLAN (CIP) BUDGET  
ALL FUNDS  
FY 2013-2017**

**REPAIR AND REPLACEMENT FUND**

<u>WASTEWATER SERVICES</u>	FY 2013	FY 2014	FY 2015	FY 2016	FY2017	
Project Name/Description	Budget Amount	Budget Amount	Budget Amount	Budget Amount	Budget Amount	Funding Source
Foreman Truck, F150 (Sewer Crew)	-	-	30,000	-	-	Revenue Generation Fund
Neighborhood Sewer Main Rehab	-	-	3,000,000	-	-	2013 Utility Revenue Bond
Rehab Lift Stations	-	-	535,600	-	-	Revenue Generation Fund
Rehab Manholes Wetwells and Sewer Mains	-	-	720,720	-	-	Revenue Generation Fund
Sludge Grinder Rebuild	-	-	14,000	-	-	Revenue Generation Fund
Deepwell VFD Replacement	-	-	50,000	-	-	Revenue Generation Fund
RWWTP Replace Poly Pumps	-	-	30,000	-	-	Revenue Generation Fund
Cut-off Saw	-	-	-	1,400	-	Revenue Generation Fund
Tandem Dump Trailer	-	-	-	12,000	-	Revenue Generation Fund
3" Diaphragm Pump	-	-	-	1,500	-	Revenue Generation Fund
6" Bypass Pumps	-	-	-	42,000	-	Revenue Generation Fund
Service Truck, F350 (Sewer Crew)	-	-	-	30,000	-	Revenue Generation Fund
7,000 gallon Tanker Truck	-	-	-	200,000	-	Revenue Generation Fund
Neighborhood Sewer Main Rehab	-	-	-	1,900,000	-	Revenue Generation Fund
Rehab Lift Stations	-	-	-	535,600	-	Revenue Generation Fund
Rehab Manholes Wetwells and Sewer Mains	-	-	-	720,720	-	Revenue Generation Fund
Sludge Grinder Rebuild	-	-	-	14,000	-	Revenue Generation Fund
RWWTP Replace Bottom Sludge Pumps	-	-	-	48,000	-	Revenue Generation Fund
Neighborhood Sewer Main Rehab	-	-	-	-	1,200,000	Revenue Generation Fund
Rehab Lift Stations	-	-	-	-	535,600	Revenue Generation Fund
Rehab Manholes Wetwells and Sewer Mains	-	-	-	-	720,720	Revenue Generation Fund
Sludge Grinder Rebuild	-	-	-	-	14,000	Revenue Generation Fund
Cut-off Saw	-	-	-	-	1,400	Revenue Generation Fund
6" Bypass Pumps	-	-	-	-	42,000	Revenue Generation Fund
Mini Excavator	-	-	-	-	45,000	Revenue Generation Fund
Service Truck, F350 (Sewer Crew)	-	-	-	-	30,000	Revenue Generation Fund
	<b>\$ 19,496,557</b>	<b>\$ 5,173,320</b>	<b>\$ 4,386,320</b>	<b>\$ 3,505,220</b>	<b>\$ 2,588,720</b>	

**CAPITAL IMPROVEMENT PLAN (CIP) BUDGET  
ALL FUNDS  
FY 2013-2017**

**WATER CAPACITY FUND**

Project Name/Description	FY 2013 Budget Amount	FY 2014 Budget Amount	FY 2015 Budget Amount	FY 2016 Budget Amount	FY2017 Budget Amount	Funding Source
EWTP Security Enhancement	68,400	-	-	-	-	Water Capacity Fund
	<u>\$ 68,400.00</u>	<u>\$ -</u>	<u>\$ -</u>	<u>\$ -</u>	<u>\$ -</u>	

**WASTEWATER CAPACITY FUND**

Project Name/Description	FY 2013 Budget Amount	FY 2014 Budget Amount	FY 2015 Budget Amount	FY 2016 Budget Amount	FY2017 Budget Amount	Funding Source
Alternate Water Supply-Reuse	-	11,000,000	-	-	-	Wastewater Capacity Fund
New Sewer Main Installation (From Septic to Sewer)	-	-	-	3,000,000	-	Wastewater Capacity Fund
New Sewer Main Installation (From Septic to Sewer)	-	-	-	-	18,000,000	Wastewater Capacity Fund
	<u>\$ -</u>	<u>\$ 11,000,000</u>	<u>\$ -</u>	<u>\$ 3,000,000</u>	<u>\$ 18,000,000</u>	



**CAPITAL IMPROVEMENT PLAN (CIP) BUDGET  
ALL FUNDS  
FY 2013-2017**

**GOLF COURSE FUND**

**GOLF COURSE - ADMINISTRATION**

Project Name/Description		FY 2013 Budget Amount	FY 2014 Budget Amount	FY 2015 Budget Amount	FY 2016 Budget Amount	FY2017 Budget Amount	Funding Source
Air Conditioning Unit	Replacement of aging unit	8,000	-	-	-	-	Golf Course Fund
Carpet for Clubhouse/Golf Shop and Offices	Replacement	-	-	-	45,000	-	Golf Course Fund
		<b>\$ 8,000</b>	<b>\$ -</b>	<b>\$ -</b>	<b>\$ 45,000</b>	<b>\$ -</b>	

**GOLF COURSE - FOOD AND BEVERAGE**

Project Name/Description		FY 2013 Budget Amount	FY 2014 Budget Amount	FY 2015 Budget Amount	FY 2016 Budget Amount	FY2017 Budget Amount	Funding Source
Kitchen Equipment	Replacement of aging equipment	10,000	-	-	-	-	Golf Course Fund
Kitchen Equipment	Replacement of aging equipment	-	10,000	-	-	-	Golf Course Fund
Beverage Cart	Replacement of aging equipment	-	-	14,800	-	-	Golf Course Fund
Kitchen Equipment	Replacement of aging equipment	-	-	-	10,000	-	Golf Course Fund
Kitchen Equipment	Replacement of aging equipment	-	-	-	-	10,000	Golf Course Fund
		<b>\$ 10,000</b>	<b>\$ 10,000</b>	<b>\$ 14,800</b>	<b>\$ 10,000</b>	<b>\$ 10,000</b>	

**GOLF COURSE - PRO SHOP**

Project Name/Description		FY 2013 Budget Amount	FY 2014 Budget Amount	FY 2015 Budget Amount	FY 2016 Budget Amount	FY2017 Budget Amount	Funding Source
ADA Approved Golf Cart	ADA requirement	12,000	-	-	-	-	Golf Course Fund
Club Car Utility Vehicle	Replacement of equipment	8,750	-	-	-	-	Golf Course Fund
Golf Cart Fleet	Replacement of aging fleet (\$350,000 less trade-ins)	-	225,000	-	-	-	Golf Course Fund
GPS System	Replacement of aging equipment	-	250,000	-	-	-	Golf Course Fund
Ball Washer	Replacement of aging equipment	-	3,000	-	-	-	Golf Course Fund
Range Ball Picker	Replacement of aging equipment	-	-	3,700	-	-	Golf Course Fund
Gas Carryall Range Cart	Replacement of aging equipment	-	-	9,500	-	-	Golf Course Fund
		<b>\$ 20,750</b>	<b>\$ 478,000</b>	<b>\$ 13,200</b>	<b>\$ -</b>	<b>\$ -</b>	

**CAPITAL IMPROVEMENT PLAN (CIP) BUDGET  
ALL FUNDS  
FY 2013-2017**

**GOLF COURSE FUND**

**GOLF COURSE - MAINTENANCE**

Project Name/Description		FY 2013 Budget Amount	FY 2014 Budget Amount	FY 2015 Budget Amount	FY 2016 Budget Amount	FY2017 Budget Amount	Funding Source
Toro 5410 Fairway Mower	Replacement for aging equipment	46,000	-	-	-	-	Golf Course Fund
160-Gallon Toro Spray Tank	Replacement for aging equipment	28,000	-	-	-	-	Golf Course Fund
75 HP Irrigation Pump	Replacement for aging equipment	7,500	-	-	-	-	Golf Course Fund
Toro 4500 Rough Mower	Replacement for aging equipment	-	50,000	-	-	-	Golf Course Fund
75 HP Irrigation Pump	Replacement for aging equipment	-	7,500	-	-	-	Golf Course Fund
Carryall Work Carts (2 @ \$9,000 ea.)	Replacement for aging equipment	-	-	18,000	-	-	Golf Course Fund
Flex 21 Toro Greens Mowers (2 @ \$8,000 ea.)	Replacement for aging equipment	-	-	16,000	-	-	Golf Course Fund
Toro 3100 Greens/Tees Mower	Replacement for aging equipment	-	-	27,000	-	-	Golf Course Fund
75 HP Irrigation Pump	Replacement for aging equipment	-	-	7,500	-	-	Golf Course Fund
Carryall Utility Carts (2 @ \$9,000 ea.)	Replacement for aging equipment	-	-	-	18,000	-	Golf Course Fund
Toro 3100 Greens/Tees Mower	Replacement for aging equipment	-	-	-	27,000	-	Golf Course Fund
Toro Topdresser	Replacement for aging equipment	-	-	-	15,000	-	Golf Course Fund
75 HP Irrigation Pump	Replacement for aging equipment	-	-	-	7,500	-	Golf Course Fund
300-Gallon Spray Tank	Replacement for aging equipment	-	-	-	-	35,000	Golf Course Fund
75 HP Irrigation Pump	Replacement for aging equipment	-	-	-	-	7,500	Golf Course Fund
		<b>\$ 81,500</b>	<b>\$ 57,500</b>	<b>\$ 68,500</b>	<b>\$ 67,500</b>	<b>\$ 42,500</b>	

**GOALS AND OBJECTIVES  
FY 2012 - 2013**

<b>OFFICE OF MAYOR/ADMINISTRATION</b>					
<b>GOAL</b>	<b>OBJECTIVE</b>	<b>METHODS</b>	<b>MEASURED BY</b>	<b>TARGET DATE</b>	<b>RESULTS</b>
Financial and Asset Management/City Facilities/Infrastructure	Continue reviewing the current insurance markets and recommend changes or adjustments to the City's General Liability and Property Insurance Program that will help us keep up with the continued changes of the City.	Analyze the Property and Casualty insurance market conditions, and at mid fiscal year, recommend new insurance markets or products. Continue to be pro-active in the local and national Risk Management organizations, attend meetings and educational conferences, and review insurance industry legal updates periodically with regards to Workers Compensation and Liability to identify new insurance laws affecting public entities.	Review and adjust levels of insurance annually to affect possible premium reductions.	On-going	Reduction of the premiums for the different types of insurance.
Project Development	Continue to review individual department's organization, policies and procedures and make recommendations for enhancements. Follow up with recommendations and results.	Department reviews, desk audits, benchmarking, strategic and succession planning, observation, review of policies, procedures, websites, etc.	Updating department reviews, succession planning, and benchmarking, completing desk audits and strategic planning.	Strategic Plan, Phase 1 to be completed Oct. 2012.	Succession Plan (Phase 1) completed by October 2012.
Project Development	Meet with elected officials and their staff on an annual basis and increase City influence on state legislation and U.S. Congress, coordinate efforts with State lobbyists.	Contact Federal and State elected officials and lobbyists and set up meetings.	Number of meetings with elected officials, annual State elected officials and lobbyist report to Council.	Federal officials contacted in January, State officials contacted in July, lobbyist report when State session is over.	City's needs communicated with Federal officials during first part of year and State officials when off on summer recess.
Project Management	Pursue federal, county and state grants for projects and programs, identify energy costs savings and other financial resources to offset "green" program costs.	Work with Grants Admin to identify potential funding sources.	Project funding.	On-going	Identification of potential grant funds for City programs and projects.
Quality of Life	Increase awareness of City services, amenities and programs.	Enhance communications with City residents, visitors, businesses, elected officials, employees and news media in the most efficient and cost effective manner possible.	Continual presence on e-message board, Comcast Cable Bulletin Board; regular updates on City home page, investigate creation of Mayor's Council and Plantation News to disseminate information.	September-2012	Enhanced communication with City businesses and residents.
Quality of Life	Disaster coordination, annual review of Post Disaster and Debris Removal Plans .	Attend annual Florida Governor's Hurricane Conference to obtain updated emergency management information, continue proactive pre-event review of plans and assets, annual staff training, meetings with emergency service providers and communication with residents.	Register for and attend annual Hurricane Conference, completion of RFP process for debris haulers and monitors, meet annually with contractors. Initiate an Emergency Housing Plan and PIO Plan.	HOA communications in April, attend annual Hurricane conference, disaster drill in June, Post Disaster and Debris Plan update in March/April, send out annual pre-season reminders to residents and businesses.	Prepared for tropical event season and other disasters.
Sustainability Practices	Continue the City's monthly Safety Committee review of city employee accidents.	Explore measures to prevent future accidents., including recommended training, which affects the workers compensation premium costs.	Number of accidents.	On-going	Reduce workers compensation premium costs.
Sustainability Practices	Continue to develop program and incentives for employees to conserve resources (water, electricity, paper and fuel) within government operations.	Implement Phase 2 of "Save a Watt-Save A Lot" program with Fire Dept.; work with Green task force to identify other projects.	Lower employee usage (and lower costs) in each of the areas; carbon footprint measurement .	September-2012	Conservation of energy.

**GOALS AND OBJECTIVES  
FY 2012 - 2013**

<b>OFFICE OF MAYOR/ADMINISTRATION</b>					
<b>GOAL</b>	<b>OBJECTIVE</b>	<b>METHODS</b>	<b>MEASURED BY</b>	<b>TARGET DATE</b>	<b>RESULTS</b>
Sustainability Practices	Avoid duplication of data entry efforts and documents between departments and divisions.	Work with IT to continue to provide information that is value to multiple departments in an accessible location ( Z drive); provide training to employees to teach them how to access/retrieve documents and promote use software through the Plantation Technology Network.	Create a retrieval source accessible by multiple departments; continue to update databases and train employees on accessing information.	On-going	Databases for land, projects, grants, easements, code amnesty, RFQs and RFPs, contracts, etc. available on Z drive, introduction of Plantation Technology Network.
Technology Goal	Initiate Technology Committee to enhance technology training efforts of the City by encouraging skill development.	Engaging employees from each Dept. to become members of the committee, create Wiki to provide resources to increase employee technology skills.	Number of employees participating in technology training classes and accessing Wiki.	On-going	Better trained and skilled employees in use of City technology.
Technology Goal	Update City website and develop new mobile web capabilities.	Work with IT department to design new look for Plantation.org home page and to increase capabilities and expertise in order to develop a Plantation.org mobile website.	New home page launched; new mobile website launched.	Mobile Website: March 2013; new home page September 2013	Residents will be able to access Plantation.org most viewed pages on their "smartphones" via a simplified mobile website. Plantation.org will have a fresh, new look.
Technology Goal	Continue to update and enhance the City's website to provide useful, real-time information to the public in an attractive, easily accessible way.	Review Parks & Rec pages to update and enhance with new pictures and text.	Website up to date and easy to use.	September-2012	Enhanced website.

<b>CITY CLERK</b>					
<b>GOAL</b>	<b>OBJECTIVE</b>	<b>METHODS</b>	<b>MEASURED BY</b>	<b>TARGET DATE</b>	<b>RESULTS</b>
Customer Service	Continue high level of customer service through staff training and mentoring.	Cross training, in house mentoring.	Reduce customer complaints.	On-going	Residents feel that they are being assisted in a courteous manner.
Customer Service	Administer successful Municipal Election.	Work with Broward SOE to ensure that all poll workers are trained, all polling places are open and operating and all candidates comply with State Election laws.	Reduce registered voter and candidate complaints adhere to all State and Federal Election laws.	March-2013	City's registered voters are able to vote on election day and the counting of votes is done in a smooth manner.
Human Resources	Improve department efficiency.	Use of paperless operations where permitted.	Increased productivity and efficiency.	On-going	Improved professionalism and efficiency for residents.
Quality of Life	Become a more 'green' department.	Use less paper, electricity and other resources.	Decrease in costs.	On-going	Improves the quality of the environment.
Technology	Implement Accela upgrade.	Work with IT to train employees on the upgrade.	Increased productivity & efficiency.	January-2013	Improved efficiency for business license tax owners.
Technology	Implement a program to place all City Board/Committee agendas and minutes on the web.	Work with various vendors to determine the most cost effective program available.	Increased productivity.	October-2013	Residents are able to view all the public meeting agendas within the City.

**GOALS AND OBJECTIVES**  
**FY 2012 - 2013**

**FINANCIAL SERVICES**

GOAL	OBJECTIVE	METHODS	MEASURED BY	TARGET DATE	RESULTS
Financial Management	Cross train employees.	Document procedures and work with staff to ensure cross training.	Timely completion and understanding of employee's own work, as well as co-workers.	On-going	Knowledgeable staff to ensure work is completed.
Financial Management	Prepare Comprehensive Annual Financial Report and improve the year end audit process.	Review/streamline year-end policies/ procedures; cross train employees.	Timeliness and accuracy of City's year-end financials.	February 29, 2013	Decreased auditor adjusting journal entries and produce timely /accurate year-end financials.
Financial Management	Continue to develop year-end audit procedures and documentation. Determine ways to streamline year-end processes.	Build permanent audit files for reference. Review and improve last year's workpapers.	Timeliness/completion of audit.	On-going	Production of timely and accurate year end audit.
Financial and Asset Management/City Facilities/Infrastructure	Work with departments to improve fixed asset accountability.	Review purchases to ensure proper capital classification.	Current fixed asset listing.	On-going	Fixed Asset listing available on the Z-Drive for all users.
Financial and Asset Management/City Facilities/Infrastructure	Improve revenue collection process to include a more complete checks and balances system.	Internally audit all phases of the cash collections process and review any problem areas for additional safeguards.	Perform a monthly review of all Revenue/Customer Balances to ensure that all monies are recorded in the correct period and on the correct customer.	On-going	Timely and accurate reporting.
Financial and Asset Management/City Facilities/Infrastructure	Maintain accountability, stewardship and inventory of the City's assets of Buildings, Land, Vehicles, Machinery, Equipment and Furniture.	Review purchases to ensure proper capital classification.	Current fixed asset listing.	On-going	Fixed Asset listing available on the Z-Drive for all users.
Financial and Asset Management/City Facilities/Infrastructure	Streamline the Retiree Billing Process to ensure timely payments.	Monthly review of all Retiree billings to ensure timely payments. Meet with HR Rep on monthly basis to discuss any cancelations and or changes and adjust records accordingly.	Timeliness, distribution of billing without interruption and limited complaints by retirees.	On-going	Timely and more accurate billing to retirees.
Financial and Asset Management/City Facilities/Infrastructure	Implement new grant tracking procedures that will improve information distribution, communication, and greater accountability.	Foster continued communication with all departments involved in the grant process.	Monthly monitoring/reviewing of Grant worksheet and Grant Paperwork on Z-Drive to ensure all information is captured and recorded.	On-going	Accurate reporting for year end audit.
Financial Management/Customer Service	Maintain customer/resident relations services.	Staff will continue to attend showings of Care Force training videos. Staff will also meet with FOM to train on the proper ways to handle the many customer calls coming in.	Elimination of customer dissatisfaction and complaint avoidance.	On-going	Happier customers, residents, staff and a reduction in customer complaints.
Financial Management/Customer Service	Streamline Accounts Receivable Billing Process to ensure timely billing and payments.	Foster communication with each department related to Past Due Balances to ensure all billing information is current, correct and up to date.	Elimination of customer/department dissatisfaction and complaint avoidance.	On-going	Happier customers, residents, staff and a reduction in customer complaints.
Human Resources	Implement procedures to facilitate personal accountability for the accuracy of the accounting information, daily, weekly, monthly, annually.	Observation and review of policies and procedures being followed by supervisors.	Accuracy of financial statements, budget information and software utilization.	On-going	Reliable, accurate information and error free software performance.
Project Development	Promote organizational and department relationships.	Provide support, encouragement, and resources to staff to complete assignments.	Happy, productive, well adjusted staff.	On-going goal of management	Low turnover; high job satisfaction and a job well done.

**GOALS AND OBJECTIVES  
FY 2012 - 2013**

**FINANCIAL SERVICES**

GOAL	OBJECTIVE	METHODS	MEASURED BY	TARGET DATE	RESULTS
Quality of Life	Prepare articles for Plantation Quarterly.	Staff will gather articles and information for the paper.	Amount of input provided by the entire department for publication.	On-going	Staff prepares a well rounded report that encompasses all staff members in Finance.
Technology	Automate various finance functions including fuel processing, pension processing, ZBA sweeps, merchant fees, monthly analysis, monthly interest, unreimbursed medical, EMS and integrations.	Obtain files from various entities and develop pivot tables/system integrations to record monthly activity.	Increased timeliness/accuracy of processing data.	On-going	Increased efficiency and effectiveness.
Technology	Automate bank reconciliation process.	Obtain files from bank to complete timely reconciliations.	Timely completion of bank reconciliations.	On-going	Timely recording of all entries.
Technology	Utilize the new Microsoft Dynamics GP10 Software to assist other departments in maximizing its usefulness.	Provide department's new information.	Departments successful entering of payables.	On-going as new information becomes known	Making certain vendors have default account numbers.
Technology	Utilize the new Microsoft Dynamics GP10 Software to develop PDF filing systems instead of paper copies and convert to electronic reporting wherever possible.	Request electronic W-9's from vendors to attach to vendors files.	All vendor files having scanned W-9's.	On-going	Eliminate need for paper copy of W-9. Be able to automatically retrieve vendor supplied information.
Technology	Utilize the new Microsoft Dynamics GP10 Software to review vendor files to ensure proper classification (1099 Vendor/Corp Vendor etc).	Comparison of current W-9's to Vendor Files and update information as necessary.	All vendor files having current up to date information attached to each record.	On-going	Ensures accurate records and reporting to IRS.
Technology	Update Finance department web site.	Provide current audited financial statements (CAFR) information to IT.	Web site containing the current audited financial statements (CAFR) information.	March 31, 2013	Preliminary - Completed; Adopted - TBD.

**INFORMATION TECHNOLOGY**

GOAL	OBJECTIVE	METHODS	MEASURED BY	TARGET DATE	RESULTS
Technology	Continue to update core network infrastructure to support the City's evolving data/voice needs.	Upgrade, replacement.	Successful implementation of network devices to maintain or enhance the City's communications needs.	On-going	Maintenance of the City's communications infrastructure.
Technology	Grow GIS initiatives for mapping utilities, assets, and zones.	Accepted (GIS) industry practices and end-user input for additional layers and functionality to PGIS.	Additional value-added services to our end users and public.	On-going	Continue to provide broader and better statistical data to our user community.
Technology	Continue to apply technology to improve long-term office efficiencies.	Complete, deployment or upgrade Hansen Billing, CAD, and Document Imaging.	Greater efficiency in day-to-day tasks.	On-going	Reduction of effort to get the job done.
Technology	Install technology to comply with evolving records retention mandates.	Deploy, upgrade.	Substantial completion and implementation of EMC solution for public records retrieval.	On-going	Faster, more concise data retrieval and diminished need for physical storage.
Technology	Intranet, web, e-commerce, and social networking development.	Deploy, upgrade.	Additional value-added services to our end users and public.	On-going	Better and faster dissemination of information.
Technology	Licensed software for City of Plantation computers.	Procure	Adequate licensing for all City owned software.	On-going	Software licensing compliance.

**GOALS AND OBJECTIVES  
FY 2012 - 2013**

**INFORMATION TECHNOLOGY**

GOAL	OBJECTIVE	METHODS	MEASURED BY	TARGET DATE	RESULTS
Technology	Network Intrusion Detection System (IDS).	Deploy, upgrade.	Successful implementation of IDS to protect the City's networked resources.	On-going	Protection of City network resources from ever evolving Internet threats.
Technology	Continue to roll-out City-wide EDMS (imaging) project.	Deploy, upgrade.	Substantial completion and implementation of FileNet to Fire and Utilities.	On-going	Faster, more concise data retrieval and diminished need for physical storage.

**HUMAN RESOURCES**

GOAL	OBJECTIVE	METHODS	MEASURED BY	TARGET DATE	RESULTS
Customer Service	Continue customer service initiatives to develop systems, publications and programs to focus on a citywide mission for more efficient, timely customer service response.	Identify areas for education based upon employee/customer questions.	Productive communications via paystuffers, employee group meetings. Continue annual benefits survey and address areas for improved communication/information to raise employee awareness.	September-2013	
Human Resources	Continue to implement process improvements to provide our customers with the most effective and highest quality Human Resources services and programs in the most efficient manner.	Identify processes in a wide variety of services and programs that data can be computerized and streamlined, to provide staff with instant information access in order to provide improved customer services.	Improved timeline of service delivery as demonstrated by data collection and analysis, and first time problem resolution.	September-2013	
Human Resources	Maintain the integrity and effectiveness of the City's Classification and Pay Plan system.	Analyze positions to accurately classify and assign appropriate FLSA classification, title, and pay ranges for all of the City's classifications.	Number of reclassification requests received and evaluated.	September-2013	
Human Resources	Continue to recruit high quality candidates for City wide vacancies in the least amount of time.	Provide responsive and effective recruitment programs and services that attract qualified candidates; identify and target qualified applicant pools and process their applications expeditiously and effectively.	Number of job postings and number of applications received; target ratio of candidates interviewed, selected and successfully completing established probationary periods.	September-2013	
Human Resources	Continue to ensure effective employee relations and labor relations are deployed fairly and consistently City wide.	Ensure policies and procedures are in regulatory compliance along with meeting employee and employer needs.	Number of grievances and complaints filed and subsequently determined to be valid.	September-2013	
Human Resources	With support of the Information Technology Department, successfully manage Great Plains, Payroll/HR Systems, and ADP time/attendance software for accurate Payroll/HR activities.	Train user departments in effective use of payroll and time/attendance programs.	Successfully deployed bi weekly payrolls and number of payroll errors by user departments.	September-2013	

**GOALS AND OBJECTIVES  
FY 2012 - 2013**

**HUMAN RESOURCES**

GOAL	OBJECTIVE	METHODS	MEASURED BY	TARGET DATE	RESULTS
Human Resources	Expand and offer exceptional wellness programs, services, and educational opportunities that target employee needs/risks.	With the assistance of our health care and EAP providers, identify trends and issues facing employees. Offer seminars, information, and communications addressing needs City wide and individually. Continue support for Employee Benefits Committee. Promote Care Center to employees.	Number of employees participating and or attending wellness functions. Claims experience statistics. Number of acute care office visits to Care Center; number of Wellness/Coaching appointments to Care Center. Number of employees receiving incentives for wellness.	September-2013	

**PLANNING, ZONING AND ECONOMIC DEVELOPMENT**

GOAL	OBJECTIVE	METHODS	MEASURED BY	TARGET DATE	RESULTS
Customer Service	Implement Growth Management Ordinance to further expedite processing of appropriate site plans, conditional uses, waivers, and other applications.	Train staff in application of Growth Management Ordinance (On-going).	Reduce time and customer cost to process minor develop approvals.	Goal has been met, but will improved pending adoption of additional zoning code amendments.	Fast-track development and redevelopment of tax-base intensive quality projects. Greater staff flexibility with respect to certain types of development approvals.
Customer Service	Provide improved customer service delivery through expanded cross-training among Zoning staff and on-going in-house training and mentoring (Zoning and Comprehensive Planning).	Continue weekly Division meetings Planning, Zoning, and Economic Development Divisions. Hold one department-wide meetings per month. Senior Planner to hold two zoning meetings per month, allowing zoning technicians and principal planner to assume greater responsibilities, thus reducing plan review and use determination review time.	Little (< 2%) or no complaints regarding customer service delivery and greater ability to provide seamless service delivery during times of short staffing.	<u>No complaints have been made since the recent reorganization of Zoning Division.</u> During this same time, staff has received three written compliments from customers interacting with Zoning.	Continue on-going meeting and communication schedule, including of the participation of Midtown and Gateway staff in the zoning plan review process to further economic development and enhance customer service.
Customer Service	Improve responsiveness of other departments participating in the Development Review Process.	Amended Review Committee procedures to provide a thorough opportunity for applicants to have a extended time to discuss comments with staff.	Percentage of time that other departments timely submit complete comments to PZED.	On-going	RC departments have significantly improved meeting attendance and the prompt inclusion of comments into the RC staff report. Expedited department response to transmitting comments to PZED to help assure PAC, RC, PHZ, and CC packages are completed on time. Also, positive customer response to modified RC format; allows for addressing more issues during the initial plan review process, saving applicant time at building permit review.



**GOALS AND OBJECTIVES  
FY 2012 - 2013**

<b>PLANNING, ZONING AND ECONOMIC DEVELOPMENT</b>					
<b>GOAL</b>	<b>OBJECTIVE</b>	<b>METHODS</b>	<b>MEASURED BY</b>	<b>TARGET DATE</b>	<b>RESULTS</b>
Customer Service	Maintain High Quality of Physical Built Environment while making review process more user friendly, easier to understand, and less time consuming.	Continue to amend land development regulations so they are easier to understand by customers; allow fast-track review of quality projects, administrative approval of appropriate de-mimesis adjustments, update and clarify the parking code. Substantial code changes to parking, definitions, permitted use matrix still required to simplify and clarify code.	City Council approval of Zoning amendments .	On-going; subject to legislative support to clarify the Zoning Code thought multiple amendments.	Positive feedback from the business community.
Financial and Asset Management/City Facilities/Infrastructure	CRA, Gateway, and Midtown budgets to prioritize improvements necessary to attract quality development that enhances the built environment, reduces the tax burden on residents, and contribute to the long-term economic health of the city.	Allocation of limited financial resources to get the greatest benefit at the least cost.	Continue to implement Midtown Plan through application of \$4.1M County Grant. Continue to enforce SPI-2 zoning in Gateway and SPI-3 zoning in Midtown to assure continued development and redevelopment of attractive, tax-base intensive and employment intensive private projects.	On-going	Continue annual 5 year projection of CRA, Gateway, and Midtown Budget to determine future revenue and expenditures necessary to support quality, tax-base and employment based private development
Long Term Planning	Update Evaluation and Appraisal Report in compliance with State Law .	Planning Division to begin in-depth review of current comprehensive plan (Underway).	Preparation and Completion of EAR report for Council review prior to submission to State Planning Agency.	Based on State Law.	Adoption of the EAR report followed subsequent adoption of EAR-Based Comprehensive Plan Amendments.
Project Development	Establish and maintain positive on-going relationships with regulatory agencies impacting Plantation, including regular attendance at Broward County Planning Council, Broward Planners Working Group, Technical Coordinating Committee.	Maintain positive, professional relationships with County and State staff, as well as planning staff of adjacent cities. Attend local professional development meetings and seminars with Broward APA members. Provide other cities information regarding Plantation PZED planning and zoning programs.	Responsiveness of other governmental agencies to Plantation PZED inquiries and concerns. Ability to quickly schedule meetings with other agencies.	On-going	Good working relationship with staff of BCPC, MPO, SWRPC, FDOT, SFWMD, Broward County Community Development, Broward County Department of Urban Planning and Redevelopment.
Project Development	Continue to work with Engineering, Utilities, Public Works, Fire, and Police Departments in preparing population and growth projections necessary to estimate future city facility needs.	Meet periodically with various city departments (Police, Utilities, and Fire) to discuss growth projections and impact on demand for city services.	List of development projects made available to departments. Meet directly with Police and Fire re large site-specific projects regarding projected demand for public safety services.	On-going	Population projections on-target based on 2010 census. Continued monitoring of population projections for use as metric in determining future residential development capacity.
Quality of Life	Continue to maintain high quality design standards for commercial development, signage, and parking areas.	Prepare written recommendations of site plans, PAC revisions, and conditional uses based on the policy of providing the highest quality design and signage elements in our non-residential and commercial districts.	City Council, PAC , and staff approval of site plans mandating quality, tasteful, and compatible design and architecture.	On-going and project specific.	Encourage and facilitate quality, tax-base intensive development that adds long term economic viability and attractiveness of the City's Business Districts.

**GOALS AND OBJECTIVES  
FY 2012 - 2013**

<b>PLANNING, ZONING AND ECONOMIC DEVELOPMENT</b>					
<b>GOAL</b>	<b>OBJECTIVE</b>	<b>METHODS</b>	<b>MEASURED BY</b>	<b>TARGET DATE</b>	<b>RESULTS</b>
Quality of Life	Provide professional technical assistance to the development community to attract and retain a variety of quality development and employment centers to maintain and enhance the City's prominence in the South Florida regional economy.	Establish policy of early business and developer contact; including encouraging participation in the multi-department "pre-application" review process. Include Economic Development staff in pre-application meetings. Increase staff consultation availability to businesses seeking to relocate or expand in Plantation. Expand Community Outreach to Gateway Business (CRA Coordinator).	Businesses retained and attracted to the City.	On-going	Increased private commercial development and redevelopment city-wide of attractive, tax-base intensive development.
Quality of Life	Continue to implement Neighborhood Stabilization Plan, SHIP and CDBG programs to improve the housing stock of residential neighborhoods.	Implementation of 2011/2012 CDBG Action Plan and continued implementation of Neighborhood Stabilization Program.	Percentage of available funds encumbered for HOME, NSP, and CDBG Plans funding.	On-going	Expansion of CDBG to include additional minor home repair and continued availability of NSP funds.
Quality of Life	Obtain funding to continue CDBG HOME programs to improve the housing stock of residential neighborhoods in 2012/2013.	Adoption of Implementation of 2012/2013 CDBG Action Plan and anticipated County Approval of HOME Minor Home Repair and Purchase Assistance Program .	Estimated total funds made available for minor home repair (CDBG and Home) in 2012/2013.	CDBG Funding approved. HOME approval pending (Estimated potential \$450K+ available from both programs.	Funding Availability to be known prior to October 1, 2012.
Economic Development	Redevelopment Coordinator to update the 2006 CRA Redevelopment Plan and participate with Redevelopment Cities consortium to support CRA's.	CRA Coordinator to begin update of CRA Plan and continue meeting with City CRA Consortium.	Update of CRA Plan and continued support of consortium efforts to maintain CRA TIF.	Updated Plan to be approved (tentative) in December 2012. Consortium efforts on-going.	Implementation proceeding.
Economic Development	ED and CRA/Gateway Coordinators to continue new business solicitation as well as keeping existing business in Plantation. ED coordinator to continue to meet with Chamber and business groups to support quality, tax-base and employment intensive businesses as well as serving as liaison to the business community. ED coordinator to continue holding business conferences on small business development and permitting. CRA coordinator to continue meeting with business persons in the Gateway District as well as reactors to support quality redevelopment of the SR 7 Coordinator .	On-going Implementation.	Number of new businesses relocating to the city and number of redevelopment projects over the last five years.	On-going	Targets have been exceeded in Midtown over the last 5 years. Targets met in CRA/Gateway in the context of server economic impacts to redevelopment in Florida between 2007 and 2012.

**GOALS AND OBJECTIVES  
FY 2012 - 2013**

**POLICE**

<b>GOAL</b>	<b>OBJECTIVE</b>	<b>METHODS</b>	<b>MEASURED BY</b>	<b>TARGET DATE</b>	<b>RESULTS</b>
Human Resources	Provide a quality work environment and develop a professional workforce that is accountable to our stakeholders.	Provide service that it is reflective and understanding of our community. Ensure that staffing levels and structural components are in place to meet current and future needs. Promote career development through training and educational opportunities.	Stakeholder feedback. Staffing and demand analysis. Review of training initiatives and course attendance.	Continual	
Quality of Life	Develop strategies to reduce the increase in property crime.	Identify property crime trends and patterns through crime analysis. Implement strategic enforcement initiatives. Enhance collaborative problem solving efforts through stakeholder awareness and preventative education.	Analytical reports. Operational plan review. Stakeholder feedback.	Continual	
Technology	Acquire and implement information management systems that support organizational goals, objectives and mandates.	Meet or exceed all mandatory CJIS security requirements. Complete essential infrastructure updates for our mobile network. Review and enhance technology so employees can engage the community. Review of service delivery options including online reporting of minor offenses.	Internal and external audits. Review of implemented updates. Community feedback. Review of implemented service delivery enhancements.	October-2012 Continual	
Technology	Update the Communications Center.	Procure and install needed hardware, software, network and system components.	Review of implemented updates.	Third Quarter	

**FIRE**

<b>GOAL</b>	<b>OBJECTIVE</b>	<b>METHODS</b>	<b>MEASURED BY</b>	<b>TARGET DATE</b>	<b>RESULTS</b>
Customer Service	Maintain level of service.	Prioritize core service and assign funding support.	Regular evaluations and report analysis.	September 15, 2013	
Financial and Asset Management/City Facilities/Infrastructure	Disaster coordination.	SWEOP update and implementation.	Successful SWEOP activation.	May 1, 2013	
Human Resources	Recruitment and retention of qualified volunteer members.	Marketing program, bus benches, bounty program.	Track membership records for the period.	August 15, 2013	
Human Resources	Succession planning.	Analysis of 5-10 year needs of the department and leadership requirements.	Identified future - internal and external leaders.	January 15, 2013	
Project Development	Strategic planning.	Formal strategic plan.	Completion of strategic plan.	March 15, 2013	

**GOALS AND OBJECTIVES**  
**FY 2012 - 2013**

**BUILDING**

GOAL	OBJECTIVE	METHODS	MEASURED BY	TARGET DATE	RESULTS
Human Resources	Continue to provide the required code training to all inspectors and plans examiners to meet mandatory state and county annual continuing education units.	Educational seminars offered by BOIEA and BOAF and other organizations.	Certification points.	On-going	Departmental certification.
Human Resources	Team build with multiple departments. Keep close with other disciplines and procedures and plan review.	Bi-monthly meetings.	Progress Report.	On-going	Smoother plan review process.
Project Development	Review local floodplain management ordinance as mandated by Florida Building Code and address specific requirements.	Passage by City Council.	Adoption of Ordinance.	March-2013	Compliance.
Quality of Life	Vehicle maintenance and appearance program.	Monthly report on inspection of division's vehicles.	Monthly Report.	On-going	Better appearance of city vehicles.

**DESIGN, LANDSCAPE AND CONSTRUCTION MANAGEMENT**

GOAL	OBJECTIVE	METHODS	MEASURED BY	TARGET DATE	RESULTS
Customer Service	Provide excellent public relations and educational programs.	Regular discussions with staff. Prioritize core services.	Satisfied customers.	On-going	
Financial and Asset Management/City Facilities/Infrastructure	Continue to present a positive and sound image of the City to residents, businesses and visitors.	Encourage and invest in urban reforestation, disaster coordination and invest in upgrades of city roadway and facility landscapes.	Maintaining the quality and value of life	On-going	
Human Resources	Succession planning and development of employee education.	Encourage employees to attend educational seminars.	Regular evaluations.	On-going	Improved professionalism and efficiency for residents.
Project Development	Create a results-oriented project delivery system.	Encourage land use planning efforts to increase community livability and economic vitality.	Operational plan review.	On-going	
Project Development	Enhance relationships within and between City departments and other agencies.	Manage construction projects to get the best and highest use of dollars spent.	Reduction in expenditures.	On-going	
Quality of Life	Provide superior living environment.	Restoration, creation and preservation of City Aesthetics and Natural Resources.	Improve quality of life.	On-going	
Sustainability Practices	Climate change preparation/green initiatives.	Encourage and promote sustainable landscapes and practices on the public and private level.	Improve City's appearance.	On-going	
Sustainability Practices	Implement sustainable designs to reduce building impact on the environment and human health.	Use of green materials in projects.	Improve quality of life.	On-going	
Sustainability Practices	Improve quality of life.	Continue producing creative and efficient design, sustainable material and introducing renewable energy where applicable.	Reduction in materials waste.	On-going	
Technology	Meet the evolving technology challenges.	Perform tree canopy study to help determine the percent/health of urban trees.	Increase in productivity.	On-going	

**GOALS AND OBJECTIVES**  
**FY 2012 - 2013**

**ENGINEERING**

GOAL	OBJECTIVE	METHODS	MEASURED BY	TARGET DATE	RESULTS
Customer Service	Maintain level of customer service by prioritizing customer services and assigning resources. High standards and delivery being achieved daily.	Regular discussions with staff. Leading by example.	Satisfied customers. Thank you letters.	On-going	Department achieves its goal daily.
Financial and Asset Management/City Facilities/Infrastructure	Fund future capital projects and operations through storm water utility fee/private sector storm water management system re-certification fee (pending City Council authorization).	Implementation of council-approved stormwater utility fee.	Revenue generation from SU fee.	TBD	SU ordinance was passed in March 2012. Fee will be implemented through a non-advalorem assessment on the tax bill to take effect in Fall of 2013.
Financial and Asset Management/City Facilities/Infrastructure	Secure sorely needed new vehicles for Department staff (Requested annually during budget process. Pending Admin and City Council authorization).	Introduce during budget cycle.	Council approval in budget.	TBD based upon funding availability	TBD - This continues to be an issue for the department. One vehicle is in very poor general condition and not used by staff Staff using their own vehicles. Problematic.
Human Resources	Improve department efficiency through use of paperless operations plan (ongoing) and staff cross training (ongoing). Ongoing – Electronic file storage system and associated scanning hardware has been implemented and staff is working to convert existing paper documents.	Department staff scans paper files and transfers to the electronic file storage system.	Completion of electronic conversion of paper documents based upon a schedule of one box per week.	Dependent upon IT Department and their vendor	Scanning equipment and training in place and in use by staff. Results are measured based upon the # of boxes of files that are converted.
Human Resources	Develop succession plan through analysis of 5-10 year needs of the department and leadership requirement.	Monitor/evaluate internal staff options. Evaluate outside opportunities.	on-going evaluations of staff and outside resources.	On-going	TBD
Project Development	Maintain effective working relationships with BCED, BCTED, FDOT, OPWCD and PAID to the benefit of the organization and the public for high level storm water management and traffic management throughout the City.	Regular communication and coordination with various agencies.	Expedited problem solving, permit approvals, etc.	On-going	Consistent positive working relationships with all outside agencies. Traffic engineering issues resolved quickly.
Project Development	Continue to deliver efficient and effective team-oriented administration of capital projects to all departments.	Proactive coordination of project teams and delegation of team assignments. Establish clear line of communication and accountability. Establish one person as team leader and decision-maker.	Project budget, time schedule and positive working relationships among team players.	On-going	Ex - C12 Canal MURT, Broward Blvd Bus Shelters, University Dr Bus Shelters. Met grant deadlines and team completed the project with feedback from the team that they appreciated the coordination and smooth process of working together. Construction of the CCE Trail and 84th Ave Improvements are underway. Significant investment of time and effort working with residents and business owners is paying off for the project.

**GOALS AND OBJECTIVES  
FY 2012 - 2013**

**ENGINEERING**

GOAL	OBJECTIVE	METHODS	MEASURED BY	TARGET DATE	RESULTS
Sustainability Practices	Continue with proactive program of innovative and environmentally sound roadway and storm water management policies and practices.	Funding and implementation of capital projects and scheduled maintenance.	Fully functional and agency compliant roadways, waterways and drainage infrastructure.	TBD based upon funding	Achieving this goal is subject to funding. See SU item .
Technology	Update department webpage and incorporate electronic services. Must be a priority for FY10..	Coordination with Administration and IT Departments for assistance.	Updated department web page.	On-going	Office workloads continue to interrupt ability to complete this task. Still looking for relief in work load to get this done.

**PUBLIC WORKS**

GOAL	OBJECTIVE	METHODS	MEASURED BY	TARGET DATE	RESULTS
Financial and Asset Management/City Facilities/Infrastructure	Complete our road and sign computer inventory.	Data input from field inspections.	Five to ten year replacement program.	On-going	
Financial and Asset Management/City Facilities/Infrastructure	Maintain our infrastructure with limited budget funds.	Prioritize services and repairs and apply funds available.	Appearance and inspection reports.	On-going	
Human Resources	Increase knowledge of staff members.	Attend free or low cost educational programs offered by the City or by Public Works Association.	Performance review program.	On-going	

**CENTRAL SERVICES - CRAFTS**

GOAL	OBJECTIVE	METHODS	MEASURED BY	TARGET DATE	RESULTS
Customer Service	Continue to provide excellent services to intra-city departments and the public.	Cross-training, Webinars and computer programs.	More employees trained to do multiply tasks.	On-going	

**LIBRARY**

GOAL	OBJECTIVE	METHODS	MEASURED BY	TARGET DATE	RESULTS
Customer Service	Continue high level of customer service through staff training and mentoring.	In-house training and mentoring, workshops, professional reading.	Number of customer complaints vs positive comments.	On-going	
Customer Service	Stay abreast of current library-related technology trends relating to public usage and library operations.	Participation in library organizations/workshops. Subscribe to professional literature.	Comparison of services and operations within local library community.	On-going	
Financial and Asset Management/City Facilities/Infrastructure	Continue to explore additional fundraising opportunities.	Partnerships with community groups, organizations and businesses.	Increase in financial donations, increase in program/event sponsorships.	On-going	
Financial and Asset Management/City Facilities/Infrastructure	Assess, weed and purchase materials in areas of the collection which are in need of attention and evaluate the workflow to accomplish such projects.	Weeding collection yearly/ order materials twice monthly.	Condition and timeliness of the collection/monitor workflow back log.	On-going	

**GOALS AND OBJECTIVES  
FY 2012 - 2013**

**LIBRARY**

<b>GOAL</b>	<b>OBJECTIVE</b>	<b>METHODS</b>	<b>MEASURED BY</b>	<b>TARGET DATE</b>	<b>RESULTS</b>
Human Resources	Continue to provide professional development opportunities for all staff members.	Webinars, online workshops, HR provided training.	Number of library personnel who receive training.	On-going	
Human Resources	Additional technology training opportunities for staff.	Computer courses through HR/online training opportunities through vendors and library organizations.	Number of staff who have participated in training.	On-going	
Project Development	Continue to partner with other City departments to create programs and events.	Flood insurance information, Green Day, Arts of Plantation, Halloween.	Attendance, feedback.	On-going	
Project Development	Continue to participate in professional library organizations with libraries representing other governmental agencies.	Municipal Library Directors Meetings/BCLA, FLA, PLA, ALA.	Attendance at meetings and communication with these entities.	On-going	
Quality of Life	Continue to consider and obtain patron requests for materials.	Patron request form.	Circulation and usage statistics.	On-going	
Quality of Life	Continue to place library information in City publications.	Plantation Quarterly, City web page, Plantation Now.	Library presence in publications.	On-going	
Quality of Life	Continue to maintain partnerships with community groups, local schools and organizations.	Plantation Woman's Club, Art Guild, Historical Society, Senior Club, Peter's Elm SAC Committee, Tropical Elm PTA, etc.	One partnered project with each organization yearly.	On-going	
Quality of Life	Create "brand recognition" of the library and its role in the cultural aspects of the community.	Press releases, coordination and partnership with Historical Museum, Arts of Plantation Cultural Event.	Patron survey, attendance, participation.	On-going/ event in April 2013	
Quality of Life	Introduce new Library services based on community needs and library trends and continue existing services.	Budgeting to continue existing services, evaluating service needs and finding funds to provide such services.	Patron surveys, comparison of services to other libraries of equal size & demographic.	On-going	
Quality of Life	Continue to work with other City departments to serve as an information resource for the community.	Communication with other departments, making their publications and information available to patrons.	Availability of materials and information.	On-going	
Quality of Life	Continue patron technology training.	Monthly Internet Class/Email Class.	Monthly class attendance.	On-going	
Sustainability Practices	Continue to work with "Green Team".	Participation in city-wide sustainability initiatives.	Participation, action measures.	On-going	
Sustainability Practices	Provide environmental information to the community.	Collection development in the area of environmental literacy.	Keep "green" bibliography up-to-date.	On-going	
Technology	Planning for addition of ebooks to the collection.	Working with IT, other libraries and vendors to allow patron access option that will be affordable and sustainable.	Usage statistics.	FY 2012 - 2013	
Technology	Upgrade or replace hardware and software in a timely manner to provide useable and sustainable technology for the public.	Working with IT to plan and budget for timely replacement and upgrades.	Age and condition of computer equipment.	On-going	

**HISTORICAL MUSEUM**

<b>GOAL</b>	<b>OBJECTIVE</b>	<b>METHODS</b>	<b>MEASURED BY</b>	<b>TARGET DATE</b>	<b>RESULTS</b>
Customer Service	Assist the public in the use & enjoyment of the collections and exhibits.	Develop volunteer/docent program. Create self-guided tour (print and/or audio).	Number of volunteers in program.	On-going	
Financial and Asset Management/City Facilities/Infrastructure	To preserve the collection through proper processing, handling, storage, security, environmental controls.	Inventory, "weed" and re-organize archived materials to refine collection focus.	Number of items de-accessioned, number of items archived & cataloged.	On-going	

**GOALS AND OBJECTIVES  
FY 2012 - 2013**

**HISTORICAL MUSEUM**

<b>GOAL</b>	<b>OBJECTIVE</b>	<b>METHODS</b>	<b>MEASURED BY</b>	<b>TARGET DATE</b>	<b>RESULTS</b>
Financial and Asset Management/City Facilities/Infrastructure	Develop financial resources to achieve sustainability and growth.	Create fundraising opportunities and events. Explore grant opportunities.	Revenue	On-going	
Human Resources	Provide professional and technological training for all staff.	Computer courses and training opportunities through HR.	Number of staff who receive training.	On-going	
Project Management	Continue to participate in professional museum organizations for networking and marketing opportunities.	Participation in BAMM (Broward Attractions and Museums Month).	Museum visits & membership.	Yearly in June	
Quality of Life	Provide quality exhibits and programming related to the mission of the museum.	Timely rotation of exhibits.	Change exhibits at least 3 times a year.	On-going	
Quality of Life	Provide timely & accurate assistance to researchers of all types (public and in-house).	Train staff to access collection through Past Perfect and provide reproductions of some materials when possible.	Usage statistics.	On-going	
Quality of Life	Community partnership with local schools. Develop and improve the collection of materials related to the history of The City of Plantation and the surrounding area.	Develop a History of Plantation curriculum for local schools.	Number of children participating in program.	On-going	
Quality of Life	Solicit materials that adhere to a formal acquisitions policy.		Increase in number of accessioned items.	On-going	
Sustainability Practices	Provide educational opportunities for the public related to Florida's environment.	Themed exhibits, programs.	Number of programs & attendance.	On-going	
Technology	Use technology to make collection more accessible.	Catalog collection using Past Perfect software.	Number of items in database.	On-going	

**PARKS AND RECREATION**

<b>GOAL</b>	<b>OBJECTIVE</b>	<b>METHODS</b>	<b>MEASURED BY</b>	<b>TARGET DATE</b>	<b>RESULTS</b>
Customer Service	Continue to provide the public with the best Parks & Recreation department in the State.	Continue to provide staff with the necessary training to keep our facilities, programs and parks one step ahead of other cities.	The ability to provide facilities, such as Plantation Woods and Nature Explore, and year-round use of our fields for our community.	On-going	
Customer Service	Reduce labor costs at tennis center.	Review use of courts to maintain best service to members.	Monitor reservations and fees collected. Reduce part-time hours.	September 2013	
Customer Service	Anticipate the needs of a changing community and structure programs and facilities accordingly.	Research community demographics to determine various target groups and determine programs trending for them.	Enrollment in new programs and facility attendance figures.	September 2013	
Customer Service	Review and revise current events, as needed.	Evaluate current events, making changes to improve quality and in some cases, eliminating events and replacing them with new ones.	Community interest (number of participants) and sponsor involvement.	On-going	



**GOALS AND OBJECTIVES**  
**FY 2012 - 2013**

**PARKS AND RECREATION**

GOAL	OBJECTIVE	METHODS	MEASURED BY	TARGET DATE	RESULTS
Financial and Asset Management/City Facilities/Infrastructure	Evaluate the performance of all the divisions to ensure the department is operating at its optimum performance.	Continue to monitor customer satisfaction surveys and attendance figures, as well as revenue and expenditures made by the department on a monthly basis. Review city, county, state and national trends by websites, periodicals, webinars and other training/networking opportunities for possible new leisure activities for our residents.	The number of completed customer surveys and program evaluations. The tracking of monthly attendance figures in the various divisions. Reviewing year-to-date revenues, compared to the previous year, on a monthly basis. Tracking expenditures in each division for overages and documenting such overages. The number of new trends that are feasible for our department to implement for our community.	On-going	
Financial and Asset Management/City Facilities/Infrastructure	Explore programming opportunities for the Equestrian Center and other rental events/activities for the facility.	Investigate options through researching other similar facilities and their advertising options through the use of the web and other means.	Increased programming and rental usage and expanded programming at the facility.	September 2013	
Financial and Asset Management/City Facilities/Infrastructure	Develop, implement and maintain an annual reporting system to evaluate the cost recovery programs and events and their budgetary impact.	Provide detailed reports for both revenues and expenses and compare with budgetary effects for such programming.	Provide a methodology of understanding the need for recognition of revenue streams into the budget to help justify the revenue/expense values of the athletics operations.	September 2013	
Financial and Asset Management/City Facilities/Infrastructure	Build community support for Parks & Recreation by developing partnerships with individuals, businesses, organizations and schools.	Contact various groups with opportunities to become involved in activities and events. Provide statistics on the benefits to the community.	Successful partnerships formed.	September 2013	
Financial and Asset Management/City Facilities/Infrastructure	Continue seeking sponsors to underwrite events.	Seek local businesses to provide funding for current and new events while providing ways to promote Plantation businesses.	Number of sponsors supporting the events.	On-going	
Project Development	Continue to strengthen relationship with USTA for the 2012 Orange Bowl ITF Tournament.	Work with City staff to provide electrical, physical layout, and support items.	Hosting event in Plantation to help with community businesses and hotels. Evaluation of Orange Bowl supervisors.	September 2013	
Project Development	Develop strategic partnerships, including public sector and private sector agencies.	Work with the Broward County Parks & Recreation Division (Ellis Training), the new Swim Central Manager, the Broward Drowning Prevention Coalition, Florida Recreation & Park Association (FRPA), and the American Red Cross.	Increased staff training and compliance with revised local, state and national standards, such as the Model Aquatic Health Code and revised ADA laws, industry trends, and Red Cross guidelines. Improved maintenance protocols and facility upgrades where possible.	Ongoing	
Project Development	Enhanced facility maintenance.	Work with internal agencies, such as Public Works and Landscaping, for upgrades where possible.		On-going	

**GOALS AND OBJECTIVES**  
**FY 2012 - 2013**

**PARKS AND RECREATION**

GOAL	OBJECTIVE	METHODS	MEASURED BY	TARGET DATE	RESULTS
Project Development	Partner with other departments to produce events.	Continue working with other departments to produce events, sharing staffing and direct costs.	Cost to department, and goodwill/teamwork created through joint ventures, such as the Planning & Zoning event website to unite events and businesses; City of Plantation History Book.	On-going	
Quality of Life	Continue to adapt our department's skill set to provide excellent recreational resources for our community.	Through staff training on field and turf conditions, we will continue to attract major tournaments and grants for our business community.	the continued growth of our programs and attendance at special events, as well as PAL, pool, tennis and athletic tournaments that continue to bring an economic impact to the community.	On-going	
Quality of Life	Work with the new Plantation Tennis Committee to continue providing facility amenities and offering community tennis outreach programs.	Work with committee members to develop new outreach ideas.	Implementation of additional tennis clinics at satellite facilities and the improvement of equipment at the tennis center.	September 2013	
Quality of Life	Re-engineer Aquatics programs, classes and events.	Redevelop Red Cross programs in transition, such as Lifeguard Training and Lifeguard Management programs.	Monitor enrollment, revenues and attendance.	On-going	
Quality of Life	Campaign promoting healthy living through participation in City programs.	Use the website, Kids' News, and "Plantation Now!" to inform residents about the benefits of healthy living, class programming, and events.	Increase in healthy programs offered and attended.	September 2013	
Sustainability Practices	Reduce electrical costs by 15%	Work with vendors to switch out non-energy efficient machines. Purchase motion sensor light switches in restrooms. Turn court lights off when not in use.	Monitor electric bill/usage.	September 2013	
Sustainability Practices	Increase awareness of our comprehensive recycling program.	Put up signate for members and guests.	Amount of recycled material taken to recycling center.	September 2013	
Sustainability Practices	Provide a detailed report of parks, facilities and equipment as it relates to capital needs and future budgeting to maintain the standards that have been the tradition of our Parks system.	Through evaluation and documentation of past, current and future capital items to meet the needs of the community to maintain our long-standing standards.	A valuation review of the cost to purchase, renovate and repair our current assets, and the projections of what our future needs will be.	September 2013	
Sustainability Practices	Encourage staff to be "green professionals" in the facilities.	Use sustainable products and practices when feasible. Encourage visitors to recycle.	Decrease in paper usage, other supplies, and energy usage. Increase in recyclables.	September 2013	
Technology	Implement new marketing strategies to promote Aquatics programs, classes and events.	Redirect marketing efforts toward increased internet presence, newspaper publicity (press releases), community newsletters, and flyers.	Monitor enrollment, revenues and attendance.	On-going	
Technology	Review and reevise current publicity methods. Explore social networking outlets.	Evaluate the cost and effectiveness of our current publicity methods (Internet, Quarterly, etc). Begin to take advantage of social networking opportunities to reach our residents.	Event participation and survey feedback.	Ongoing	

**GOALS AND OBJECTIVES**  
**FY 2012 - 2013**

**UTILITIES**

GOAL	OBJECTIVE	METHODS	MEASURED BY	TARGET DATE	RESULTS
Customer Service	Continue to provide outstanding customer service through the provision of high-quality products (potable water and wastewater effluent); the speedy address of all citizen concerns; effective citizen education concerning conservation--all performed in a professional manner.	Compliance with water quality and effluent standards; prompt investigation and follow-up of customer concerns; dispersal of conservation educational material to customers, professional service with a smile and integrity.	Positive reports by regulatory agencies; minimal complaint reports; citizen compliments of department; diminished finished water requirement of the City.	On-going	Citizen satisfaction with water and sewer utility service.
Financial and asset management/City facilities/infrastructure	Continue to rehabilitate and replace water and sanitary sewer infrastructure.	Yearly implementation of water and sewer rehabilitation projects.	Elimination of chronic/sporadic problems and provide for systematic change-out of deteriorated neighborhood utility mains.	On-going	Diminished water quality complaints and emergency response projects.
Financial and Asset Management/City Facilities/Infrastructure	Continue to review, update and present for approval a rate structure and/or financial plan to adequately accommodate the Utilities' 5-year capital improvement and operational forecasts.	Perform Rate Study every three years.	Rate Study.	October-2012	Sufficiency of rates for operations and maintenance and CIP projects.
Financial and Asset Management/City Facilities/Infrastructure	Pursue financial assistance for utilities projects in the form of grants, bond issues and joint project with favorable economies of scale.	Knowledge of and application for grants, low-interest loans, etc.	Application for, review of and granting of funding vehicle for which applied.	On-going	Bond issue and/or grants.
Human Resources	Continue implementation of the operational development initiative that maximizes employee productivity by staff talent, aptitude and attitude recognition, utilization and adjustment.	Enhanced change of employees' behavior/attitudes, productivity .	Decreased incidence of employee disciplinary action; decreased employee errors.	On-going	A lean organization of motivated and highly trained employees.
Human Resources	Continue to encourage utilities staff to obtain basic and advanced Florida Department of Environmental Protection and Florida Water and Pollution Control Operator's Association certifications in their appropriate discipline for overall operational development.	Employee participation in DEP-approved training classes as well as taking and passing appropriate certification exams.	Certification of operations by field services staff.	On-going	A staff that meets professional certification guidelines and requirements.
Project Development	Encourage administrative staff to maintain a direct and cordial line of communications with appropriate officials of other government agencies and regulatory officials to assure Plantation's concerns are heard and positively addressed; assure that Utilities staff remains aware of all regulatory requirements for compliance purposes.	Formal and informal contact with appropriate regulatory officials, participation in seminars that disperse information concerning new regulations/methodologies.	Enhanced coordination with the "right" individual in the regulatory agency, ability to have "real-time" access to individual, up-to-date knowledge of regulations and methodologies by utilities administrators.	On-going	Continued compliance with industry regulations.
Project Development	Continue to utilize and coordinate discipline skills of other City departments to execute Utilities and general City projects .	Enhanced utilization of other City departments' skills and disciplines.	Increased co-operation to attain City goals.	On-going	Decreased use of consulting services, enhanced inter-department co-ordination.

**GOALS AND OBJECTIVES  
FY 2012 - 2013**

**UTILITIES**

<b>GOAL</b>	<b>OBJECTIVE</b>	<b>METHODS</b>	<b>MEASURED BY</b>	<b>TARGET DATE</b>	<b>RESULTS</b>
Project Development	Continue to encourage staff to actively participate in professional associations such as the American Water Works Association, the Florida Water and Pollution Control Operator's Association, and Government Purchasing Assoc for personal professional development and for increased employee value and capability in their assigned tasks.	Employee participation in training opportunities.	Documentation of employee training for safety and technical skills/knowledge.	On-going	Overall enhanced staff professionalism.
Quality of Life	Continue neighborhood water and sanitary sewer rehabilitation and replacement projects.	Yearly implementation of water and sewer rehabilitation projects.	Elimination of chronic/sporadic problems and provide for systematic change-out of deteriorated neighborhood utility mains.	On-going	Diminished water quality complaints and emergency response projects.
Sustainability Practices	Promote a keen awareness among our citizens concerning the importance of water conservation for a sustainable south Florida and global environment.	Public education by bill stuffers, public speaker forums and participation in community events that promote conservation.	Diminished finished water requirement of community.	On-going	Delay construction of alternative water supply project by demonstrating decreased per-capita water consumption.
Technology	Fine tune the Hansen billing software and provide citizens with real-time computer access to view and pay bills online in addition to the ability to pay by credit card and received bills electronically.	Utility coordination of software improvements with IT and Infor/Hansen project team.	Full software integration with minimal "glitches" and seamless customer use/acceptance.	October 2012 - September 2013	Utilization of state-of-the-art customer billing software, customer online bill payment and satisfaction with same.
Technology	Continue and fine tune the "debugging" of the Hansen software for asset management and customer billing tasks and the Great Plains software for financial controls; promote measures to better assure employee acceptance for overall program success; continue coordination with the GIS section to implement and utilize digital mapping in daily operations.	Coordination with IT, Hansen, and Finance staff; continue to GPS utility facilities.	Enhanced information quality on Hansen Asset Management from field services, clarification of GIS field problems; ready access to field information.	October 2012 - September 2013	Fuller utilization of Hansen Asset Management software and GIS utilization by field services personnel for day-to-day activities.

**FIRE/RESCUE**

<b>GOAL</b>	<b>OBJECTIVE</b>	<b>METHODS</b>	<b>MEASURED BY</b>	<b>TARGET DATE</b>	<b>RESULTS</b>
Customer Service	Maintain existing service levels.	Prioritize core services and assign funding support.	Regular evaluations and analysis.	September 15, 2013	
Customer Service	Reduce number of non-emergency responses.	Improve CAD and dispatch policy.	Track non-emergency responses.	September 1, 2013	
Human Resources	Maintain internal customer satisfaction.	Track issues, maintain competitive salary and benefits.	Number of "Hot Button" issues.	Continuous	
Human Resources	Improve medical skill proficiencies.	Elevate skills, not maintenance.	Analysis of sentinel events.	Continuous	

**GOALS AND OBJECTIVES**  
**FY 2012 - 2013**

<b>PLANTATION PRESERVE GOLF COURSE</b>					
<b>GOAL</b>	<b>OBJECTIVE</b>	<b>METHODS</b>	<b>MEASURED BY</b>	<b>TARGET DATE</b>	<b>RESULTS</b>
Customer Service	Provide a quality golf experience to Plantation residents and outside guests by providing a superbly maintained course at reasonable rates with outstanding service from a professionally trained staff.	Focus on exceeding customer expectations. Make the experience of visiting and playing Plantation Preserve a memorable one so the customer continues to come back, or to communicate to others about their experience. Maintain the golf course at a high standard to insure the player's enjoyment of the golf course.	Customer satisfaction level with regard to their overall experience at the club. Hand out comment cards to receive feedback.	On-going	
Customer Service	Grow the number of hotel/resort out-of-state rounds and wholesale rounds.	Market to out-of-state markets using online advertising and brochures, and using the host site of the PGA Tour Qualifying School. Use a referral program with the concierges of local hotels and resorts to drive business for their guests. Market and communicate with the wholesale companies we have used in the past and research to find new potential wholesale companies to partner with.	Number of rounds played by hotel/resort guests, out-of-state and wholesale customers.	On-going	
Customer Service	To build charity, non-profit and corporate outing rounds and business. We have always been very sensitive to the needs of the membership in scheduling outside events. We will try to implement a more aggressive plan to attract outings while being mindful of members needs.	Contact all events which have hosted events in the past that may have changed venues, stopped having events, or no longer contacted Plantation Preserve. Offer aggressive rates and a variety of options the events can choose from to entice organizations to have their events at Plantation Preserve. Offer discounts in the golf shop to drive merchandise sales.	Number of tournament rounds and events hosted by Plantation Preserve. Amount of tournament revenue from merchandise sales, driving range sales, and food and beverage sales.	September-2013	
Financial and Asset Management/City Facilities/Infrastructure	Focus on increasing the number of memberships sold by utilizing current member referral programs, conducting outstanding member events, and promoting the member golf associations. Continue to market and promote our winter membership programs to a growing Canadian contingency of loyal PPGCC players.	Continue to display an excellent golf course, friendly customer service, and growing word of mouth among current members and frequent daily golfers. Increase member programs and amenities and keep the members informed and involved in the day-to-day activities of the club while continuing to work on relationship building between staff and members/guests/local golfers.	Increased numbers in memberships and increased participating in member events. Better perceived value of membership program through improved and increased activities, events and tournament opportunities for members.	On-going	

**GOALS AND OBJECTIVES**  
**FY 2012 - 2013**

<b>PLANTATION PRESERVE GOLF COURSE</b>					
<b>GOAL</b>	<b>OBJECTIVE</b>	<b>METHODS</b>	<b>MEASURED BY</b>	<b>TARGET DATE</b>	<b>RESULTS</b>
Financial and Asset Management/City Facilities/Infrastructure	Acknowledge and properly prepare to operate our business in a very uncertain and difficult economic climate.	Diligently: monitor rounds and revenue levels; be acutely aware of the competition with regard to price, service levels, course conditions and how the golf community perceives us compared to our competitors; prepare the staff to go the extra mile to provide the service to our guests that may be the difference between repeat rounds or lost rounds, and to keep them pumped up even though they may be making less money than years past due to the economy; be prepared to make some hard decisions about expenses regarding staffing levels and rates, and making sure operating expenses are adequate to meet the needs of the business, but without incurring any costs that could be deferred, eliminated or reduced through alternative means.	Financial performance in the fiscal year vs previous year's performance and vs the performance of our competitors and the South Florida golf industry in general.	On-going	
Human Resources	Provide a positive work place for all employees at Plantation Preserve.	Continue to train and grow all employees, new and old, to make sure the employees are educated on their job duties and responsibilities. Have employee functions, employee golf tournaments, holiday parties, employee rewards, and recognition programs.	Employee satisfaction levels should be high which will improve our customer service levels. Employee advancement within the company will be an indicator of a successful program of employee satisfaction and loyalty.	On-going	
Human Resources	To educate the staff in safety and injury prevention. Safety training by department, and as a whole, should help reduce workplace injuries and hopefully reduce insurance rates.	Conduct multiple safety and injury prevention meetings throughout the year. Safety and injury prevention will be part of new hire training for all staff.	Number of injuries and worker comp claims.	September-2013	
Project Development	To enhance the junior golf program at Plantation Preserve.	Enrolling juniors into the Don Law Golf Academy to give them an experience in learning the golf swing, etiquette of the sport, and life lessons in integrity, honesty and hard work. Use PAL to expand and enrich the junior program with a number of juniors.	Number of juniors during the summer programs and after school programs which enroll with Don Law Golf Academy.	On-going	
Project Development	To maintain and grow the relationship with the PGA of America, SFPGA, FSGA and PGA Tour in order to grow the game of golf and bring more events and exposure to Plantation Preserve.	Host and/or participate in tournaments, golf clinics and other activities that the PGA and SFPGA hold either at Plantation Preserve or other facilities. Continue to provide the opportunity to the PGA Tour and SFPGA to host the tournaments we have in place at this moment Second State of PGA Tour Qualifying School and Monday Qualifying for the Miccosukee Championship.	Increased number of events and participation in pre-existing events at Plantation Preserve.	On-going	